ORLANDO, FLORIDA



NATIONAL YMCA

SWIMMING & DIVING CHAMPIONSHIPS

1987



FINAL RESULTS

WEDNESDAY

APR. 22-25, 1987



1987 NATIONAL YMCA SWIMMING AND DIVING CHAMPIONSHIPS
SHORT COURSE - JUSTUS AQUATIC CENTER
ORLANDO, FLORIDA

EVENT : 1 WOMEN 'S 200 YARDS MEDLEY RELAY **********
NATIONAL RECORD 0:00.00
QUALIFYING FOR NATIONALS 1:59.49

PLACE	NAME	YEAR	TEAM	TRIALS	FINAL
CHAMPIONSHIP FINAL					
1)	WILTON CT			1:48.95	1:47.58
1)	ANDREN,KARIN	17	0:26.76	3) DAVIS,KERI 16	1:22.88
2)	SEWARD,LESLIE	16	0:56.95	4) SHAPIRO,SUZANNE 17	1:47.58
2)	GRT JOLIET IL			1:49.87	1:48.37
1)	QUAS,JODI	18	0:27.63	3) RAKOSKI,LISA 18	1:23.82
2)	MONACO,MARI	16	0:58.11	4) DIETRICH,CATHY 15	1:48.37
3)	NEW CANAAN CT			1:50.72	1:48.56
1)	STEVENS,HEATHER	14	0:28.31	3) REID,JULIE 18	1:24.13
2)	BRAKELEY,KRISTIN	16	0:59.08	4) QUINN,ERIN 14	1:48.56
4)	UPPER MAIN PA			1:50.52	1:49.54
1)	PFALTZGRAFF,SUZANNE	15	0:28.48	3) KLEIDERLEIN,HOLLY 12	1:26.31
2)	TORELL,SUSAN	16	0:59.83	4) KLEIDERLEIN,JANE 18	1:49.54
5)	NAPERVILLE IL			1:50.72	1:49.74
1)	FREEMAN,ELIZABETH	16	0:28.39	3) RAINS,TIA 15	1:25.83
2)	TODD,KAREN	14	0:59.54	4) MCROBERTS,HEATHER 16	1:49.74
6)	MILWAUKEE WI			1:51.17	1:50.19
1)	WHOWELL,RALLEE	18	0:28.67	3) HEGARTY,MOLLY 17	1:25.56
2)	COHEN,SHANNON	16	0:59.36	4) HILLIARD,MARSHA 13	1:50.19
7)	OAK PARK IL			1:50.96	1:50.20
1)	REITZ,SHARON	17	0:28.54	3) COATS,RACHEL 15	1:25.97
2)	DUKSTEIN,AMY	16	0:59.50	4) SMITH,SARAH 15	1:50.19
8)	CHAMPAIGN IL			1:51.59	1:50.35
1)	HUCAL,KIM	16	0:27.52	3) MUELLER,KRISTIE 12	1:26.58
2)	WILBORN,LAURA	17	0:59.73	4) KIDDOO,ANNE 17	1:50.35
CONSOLATION FINAL					
9)	PARKERSBURG WV			1:51.75	1:50.75
1)	STALNAKER,STEPHANIE	15	0:28.97	3) PAGILAGAN,AILEEN 17	1:25.75
2)	MAZUR,LAURA	17	0:58.79	4) BOSTON,SHELLY 16	1:50.75
10)	ROCHESTER MI			1:52.59	1:50.76
1)	SARFAS,VALERIE	16	0:28.48	3) PALMER,LEIGH 16	1:26.81
2)	HISCHKE,AIMEE	17	0:59.30	4) KENNEDY,DANA 17	1:50.76
11)	FANWOOD NJ			1:51.79	1:51.00
1)	MAGEE,MEGAN	15	0:28.67	3) HERTELL,KERRY 17	1:26.55
2)	WHALEN,SUSAN	16	0:59.75	4) HILLE,CHRISTINE 17	1:51.00
12)	CASS CTY IN			1:53.34	1:52.02
1)	ILES,KRISTA	16	0:30.02	3) DAVID,AMY 15	1:28.80
2)	BROWN,LAURA	13	1:02.14	4) HENDRICKS,HEIDI 17	1:52.02
13)	CHARLOTTES. VA			1:53.49	1:52.05
1)	BOLIVER,MARGIE	16	0:28.05	3) STUBIN,JAN 15	1:27.00
2)	HAYDEN,MELISSA	14	1:00.02	4) COOK,TRACY 17	1:52.05
14)	HOUSTON TX			1:52.58	1:52.15
1)	THOMAS,ELAINE	17	0:28.37	3) DREESEN,NICOLE 14	1:27.19
2)	PEREIRA,CATHY	17	1:00.75	4) WHITE,KRISTEN 16	1:52.15
15)	LAS VEGAS NV			1:53.30	1:52.34
1)	CALDWELL,HEATHER	16	0:28.74	3) KENNEY,MELDON 17	1:27.21
2)	BUSH,KAMI	17	1:00.54	4) TAPPER,BECKY 16	1:52.34
16)	LAKELAND NJ			1:53.68	1:53.29
1)	REINHARD,RUTH	16	0:29.44	3) GREGORY,BECKY 14	1:28.17
2)	VOGEL,DIANNA	18	1:00.90	4) EVEY,SHERI 16	1:53.29

(CONTINUED ON NEXT PAGE)

EVENT : 1 WOMEN 'S 200 YARDS MEDLEY RELAY (CONTINUED)

1) WILTON CT 1:48.95
1) ANDREN,KARIN 17 0:26.99 3) RUNGE,MARGARET M17 1:24.50
2) SEWARD,LESLIE 16 0:57.92 4) SHAPIRO,SUZANNE 17 1:48.95

2) GRT JOLIET IL 1:49.87
1) QUAS,JODI 18 0:28.17 3) RAKOSKI,LISA 18 1:24.97
2) MONACO,MARI 16 0:59.07 4) DIETRICH,CATHY 15 1:49.87

3) UPPER MAIN PA 1:50.52
1) PFALTZGRAFF,SUZA15 0:28.87 3) KLEIDERLEIN,HOLL12 1:26.92
2) TORELL,SUSAN 16 1:00.23 4) KLEIDERLEIN,JANE18 1:50.52

4) NEW CANAAN CT 1:50.72
1) STEVENS,HEATHER 14 0:29.17 3) REID,JULIE 18 1:25.82
2) BRAKELEY,KRISTIN16 1:00.51 4) QUINN,ERIN 14 1:50.72

4) NAPERVILLE IL 1:50.72
1) FREEMAN,ELIZABET16 0:28.52 3) RAINS,TIA 15 1:26.35
2) TODD,KAREN 14 0:59.68 4) MCROBERTS,HEATHE16 1:50.72

6) OAK PARK IL 1:50.96
1) REITZ,SHARON 17 0:28.93 3) COATS,RACHEL 15 1:26.52
2) DUKSTEIN,AMY 16 1:00.20 4) SMITH,SARAH 15 1:50.96

7) MILWAUKEE WI 1:51.17
1) WHOWELL,RALLEE 18 0:29.05 3) HEGARTY,MOLLY 17 1:26.44
2) COHEN,SHANNON 16 1:00.27 4) PAUL,JENNY 16 1:51.17

8) CHAMPAIGN IL 1:51.59
1) HUCAL,KIM 16 0:28.21 3) MUELLER,KRISTIE 12 1:27.90
2) WILBORN,LAURA 17 1:00.80 4) KIDDOO,ANNE 17 1:51.59

9) PARKERSBURG WV 1:51.75
1) STALNAKER,STEPHA15 0:29.53 3) PAGILAGAN,AILEEN17 1:26.60
2) MAZUR,LAURA 17 0:59.50 4) BOSTON,SHELLY 16 1:51.75

10) FANWOOD NJ 1:51.79
1) MAGEE,MEGAN 15 0:28.94 3) HERTELL,KERRY 17 1:26.94
2) WHALEN,SUSAN 16 1:00.02 4) HILLE,CHRISTINE 17 1:51.79

11) HOUSTON TX 1:52.58
1) THOMAS,ELAINE 17 0:28.93 3) DREESEN,NICOLE 14 1:27.50
2) PEREIRA,CATHY 17 1:00.78 4) WHITE,KRISTEN 16 1:52.58

12) ROCHESTER MI 1:52.59
1) SARFAS,VALERIE 16 0:29.04 3) PALMER,LEIGH 16 1:28.60
2) HISCHKE,AIMEE 17 1:00.60 4) KENNEDY,DANA 17 1:52.59

13) LAS VEGAS NV 1:53.30
1) CALDWELL,HEATHER16 0:29.14 3) KENNEY,MELDON 17 1:28.16
2) BUSH,KAMI 17 1:01.53 4) TAPPER,BECKY 16 1:53.30

14) CASS CTY IN 1:53.34
1) ILES,KRISTA 16 0:30.80 3) DAVID,AMY 15 1:29.90
2) BROWN,LAURA 13 1:02.88 4) HENDRICKS,HEIDI 17 1:53.34

15) CHARLOTTES. VA 1:53.49
1) BOLIVER,MARGIE 16 0:28.27 3) STUBIN,JAN 15 1:27.92
2) HAYDEN,MELISSA 14 1:00.59 4) COOK,TRACY 17 1:53.49

16) LAKELAND NJ 1:53.68
1) REINHARD,RUTH 16 0:29.43 3) GREGORY,BECKY 14 1:28.30
2) VOGEL,DIANNA 18 1:01.06 4) EVEY,SHERI 16 1:53.68

17) COLLIER CTY FL 1:53.85
1) BRINSON,SIDNEY 17 0:28.27 3) RUNYON,BOBBI JO 15 1:28.43
2) GAILEY,PAULA 17 1:00.92 4) WILKINSON,KATHY 16 1:53.85

18) RED BANK NJ 1:54.15
1) DAVIDSON,MICHELL16 0:29.42 3) CONSIDINE,TRISH 16 1:29.08
2) SNYDER,ROBYN 17 1:00.62 4) HOLTHUSEN,JENNA 15 1:54.15

19) RIDGEWOOD NJ 1:54.24
1) SMITH,JENNIFER 16 0:29.95 3) SMITH,TERRI 15 1:29.25
2) BUDNICK,JEN 15 1:02.18 4) HARNETT,JENNIFER15 1:54.24

20) READING PA 1:54.70
1) CAMPBELL,COLLEEN17 0:29.14 3) HAAS,BETH 17 1:29.05
2) BETHEM,AMY 14 1:01.90 4) FICHTHORN,STEFAN13 1:54.70

21) RALEIGH NC 1:54.73
1) MARTIN,ERIN 16 0:28.66 3) CHESTNUTT,MISSY 17 1:29.37
2) BIBB,STEPHANIE 13 1:01.98 4) HUGHES,SHEILA 13 1:54.73

22) SARASOTA FL 1:54.77
1) ANGELOTTI,NICHOL14 0:29.60 3) PLIFKA,STEPHANIE14 1:29.37
2) FISHER,DANIELLE 15 1:02.58 4) HOAG,ERRIN 12 1:54.77

23) SOMERSET NJ 1:54.92
1) ROSSI,JENNY 16 0:29.63 3) WILTON,DEIRDRE 16 1:30.32
2) HUBBARD,JAMIE 15 1:02.01 4) GARTH,CHRISTY 13 1:54.92

24) NEWARK OH 1:55.35
1) PARSONS,MOLLY 16 0:29.28 3) NEWLON,MAUREEN 16 1:29.60
2) EVANS,GYWNN 15 1:02.57 4) DIBLASIO,TRACI 17 1:55.35

25) WAYNESBORO VA 1:55.41
1) GRIFFITH,GINNY 16 0:27.10 3) MAURER,KAREN 16 1:29.03
2) KIMMETT,LAUREN 16 1:00.81 4) ROBINSON,TL 12 1:55.41

26) HOWARD COUNTY MD 1:55.53
1) MURPHY,TARA 13 0:31.19 3) MARTIN,MARIA 14 1:29.87
2) WEISS,AMY 14 1:02.75 4) DRAMINSKI,PATRIC16 1:55.53

27) BLUE ASH OH 1:55.63
1) GODBY,KELLY 17 0:29.16 3) OPPELT,HOLLY 13 1:30.00
2) NORDEMAN,JOYCE 16 1:02.01 4) DAHL,JENNIFER 14 1:55.63

28) BEAVERCREEK OH 1:55.69
1) FOTT,KRISSY 13 0:30.90 3) MILLS,STACY 16 1:31.51
2) HENNINGER,SARA 14 1:03.92 4) HESP,JENNIFER 18 1:55.69

29) WESTFIELD NJ 1:55.99
1) CASSIDY,LYNNE 17 0:29.23 3) CAROE,CHRISTINA 17 1:30.34
2) HORNER,MELISSA 17 1:02.26 4) CAPRI,PATTI 15 1:55.99

30) FAIRFIELD OH 1:56.32
1) JACKSON,BETH 13 0:30.42 3) MILLETTE,ANDREA 14 1:30.12
2) MCCLAIN,HOLLY 16 1:03.19 4) WILLKE,JULIE 14 1:56.32

31) CEN VIRGINA VA 1:56.51
1) TRAER,JEANNE 14 0:28.86 3) KING,JILL 15 1:30.77
2) BIRD,DANIELLE 15 1:02.49 4) LEWIS,CARRIE 15 1:56.51

32) S E FAMILY IN 1:57.08
1) WEAVER,JULIE 13 0:29.18 3) BARHYDT,CHERYL 16 1:31.67
2) RACHT,ERIN 13 1:02.54 4) ROTH,MARY 17 1:57.08

33) WESTPORT CT 1:57.24
1) CHARLES,ABBY 18 0:30.67 3) BLASTOS,SARA 16 1:31.39
2) JOHNSON,SUSIE 17 1:03.29 4) KOENIG,DEBORAH 14 1:57.24

34) NEW HAVEN CT 1:57.26
1) GIORDANO,ANNE 16 0:30.39 3) BAIRD,JENNIFER 15 1:31.66
2) CLAIBORN,HOLLEY 17 1:04.21 4) BLAKE,JENNIFER 16 1:57.26

34) DAYTON N.W. OH 1:57.26
1) SULLIVAN,COLLEEN18 0:30.57 3) SOLLMANN,MICHELL15 1:31.25
2) JONES,ALI 15 1:02.67 4) OBERER,KERRY 13 1:57.26

36) ROCK ISLAND IL 1:57.33
1) BECKWITH,ANGIE 15 0:31.73 3) PRANGER,BARB 17 1:32.15
2) HOUCK,ONNA 13 1:06.68 4) ACKERMANN,MARY 15 1:57.33

(CONTINUED ON NEXT PAGE)

EVENT : 1 WOMEN '5 200 YARDS MEDLEY RELAY (CONTINUED)

37) N SUBURBAN IL 1:57.34
1) SADLER, JENNY 15 0:28.94 3) RICHTER, LORI 15 1:31.73
2) HEDIEN, JODY 15 1:02.85 4) TEMPLETON, KAREN 14 1:57.34

38) ANDOVER NORTH MA 1:57.46
1) NEWLAND, SHAWNA 17 0:29.37 3) MURPHY, MAUREEN 17 1:31.41
2) MARRAH, KIM 15 1:02.23 4) SUDUIKO, ERIKA 14 1:57.46

39) MASSILLON OH 1:57.47
1) CARLIN, KELLY 14 0:30.32 3) MAYLOR, DINA 16 1:31.53
2) KRAUS, SHERI 15 1:02.90 4) GREEN, KELLI 15 1:57.47

40) KALAMAZOO MI 1:57.54
1) ANDERSON, ANDREA 18 0:30.63 3) ILL, KATIE 17 1:31.19
2) RUSTER, MOLLY 13 1:04.15 4) DEGRAAF, AMY 14 1:57.54

41) KNOXVILLE TN 1:57.57
1) MCCOLLUM, PATRICI14 0:32.26 3) FINGALSON, STACY 14 1:32.40
2) MADDOX, JULIA 16 1:05.72 4) O'DONNELL, JENNIF15 1:57.57

42) OLD COLONY Y MA 1:57.66
1) SOLAKOFF, NOREEN 18 0:30.12 3) SOLAKOFF, PATRICI15 1:30.74
2) MURRAY, DENISE 14 1:03.22 4) ROGERS, DAWN 16 1:57.66

43) FORD CENTRAL MI 1:57.71
1) PANTER, LIZ 14 0:30.16 3) OLSON, ASHLEY 15 1:32.92
2) TURNBULL, EFFIE 14 1:03.29 4) RIPPERGER, LISA 18 1:57.71

44) FLUSHING NY 1:57.97
1) RUGGIERO, JEANNIN15 0:30.53 3) MCLOUGHLIN, CATHY17 1:32.43
2) MUNTZNER, JOANNE 16 1:04.89 4) EDELMAN, SARI 17 1:57.97

45) LEXINGTON KY 1:58.22
1) DEBOOR, LIZ 16 0:30.60 3) RAMSEY, JENA 16 1:32.60
2) CHAN, JENNIFER 15 1:04.07 4) ROBINSON, HEIDI 17 1:58.22

46) CEN CHESTER PA 1:58.40
1) LAZARSKI, BEVERLY15 0:30.87 3) HANBY, KAREN 16 1:33.31
2) FANNING, HEATHER 16 1:05.26 4) MARRS, ABBE 16 1:58.40

47) WEST MORRIS NJ 1:58.48
1) HILL, JENNIFER 16 0:31.01 3) BAUER, ANGELA 15 1:32.47
2) LUBASH, MARGIE 16 1:04.88 4) BOWEN, AMY 17 1:58.48

48) NORTH CANTON OH 1:58.53
1) CASSENS, LORI 15 0:31.31 3) HEER, DEIDVE 18 1:32.21
2) SCHWERZLER, LAURA17 1:04.48 4) FROEBEL, CHRISSY 16 1:58.53

49) SUMMIT AREA NJ 1:58.56
1) PARKER, SHARON 17 0:30.36 3) WATTIS, CINDY 17 1:33.05
2) CARPENTER, AMY 16 1:04.28 4) KOLBA, STACEY 17 1:58.56

50) HUNTINGTON NY 1:58.89
1) FILSHIE, PATTI 16 0:30.25 3) KEATING, MARYLIN 17 1:32.55
2) KUCK, EVELYN 16 1:04.02 4) WEEKES, STEPHANIE17 1:58.89

51) NASHUA NH 1:59.01
1) YATES, ALI 15 0:29.34 3) GILTZ, KRIS 17 1:32.10
2) ZIVIC, AMY 15 1:03.58 4) ULICNY, STEPHANIE16 1:59.01

52) SOUTHINGTON CT 1:59.24
1) DEAN, ALLISON 13 0:30.50 3) KORIN, JILL 15 1:32.85
2) RAIDER, JAMIE 16 1:03.45 4) HOLLAND, HEATHER 14 1:59.24

53) SOUTH TOLEDO OH 1:59.31
1) REINHART, DAWN 16 0:29.33 3) ROSLER, ROBIN 15 1:32.99
2) VERNILE, VAL 17 1:04.30 4) ANDERSON, SUE 16 1:59.31

53) LANCASTER PA 1:59.31
1) NORTHUP, HOLLY 17 0:30.17 3) PALMER, TERRI 17 1:32.65
2) CLAIR, AMANDA 15 1:03.36 4) MAYER, JACI 18 1:59.31

55) OSHKOSH WI 1:59.40
1) NIENDORF, SARA 18 0:33.75 3) COUNARD, CORY 16 1:32.97
2) COUNARD, CAPPY 16 1:04.95 4) SAWALL, ANDI 17 1:59.40

56) CANTON OH 1:59.71
1) DANIELS, KATHY 15 0:31.10 3) BEHRINGER, KATHY 17 1:33.81
2) SCHIRACK, SHANNON17 1:05.16 4) BRUEY, MISSY 16 1:59.71

57) HAVERHILL MA 2:00.02
1) BRADLEY, BRENDA 18 0:32.08 3) HANNENIAN, HEIDI 16 1:33.66
2) GRAHAM, JAMIE 16 1:06.88 4) WOELFEL, KAREN 15 2:00.02

58) AURORA IL 2:00.10
1) KOTHE, LAURA 14 0:31.66 3) JASUTIS, SUE 17 1:33.63
2) HANNON, AMY 16 1:05.78 4) SHAW, JENNY 17 2:00.10

59) KEENE FAMILY NH 2:00.13
1) LECLAIR, AMY 16 0:32.40 3) LEPKOWSKI, PAM 13 1:34.09
2) LEDELL, JENNIFER 17 1:04.51 4) BALLOU, GWEN 16 2:00.13

60) GREEN BAY WI 2:00.39
1) SKARPHOL, KELLY 18 0:31.44 3) KOCH, KARLA 15 1:34.30
2) SKARPHOL, KIM 17 1:05.11 4) DUPONT, KARA 15 2:00.39

61) MELROSE MA 2:00.46
1) DOHERTY, SHANNON 16 0:30.39 3) ROWE, MONICA 16 1:34.35
2) DELORIE, ANDREA 15 1:04.61 4) LETCH, DEBBIE 17 2:00.46

62) APPLETON WI 2:00.49
1) SCHMALZ, SUSAN 18 0:31.82 3) FARRAND, SANDRA 16 1:35.29
2) KERSTEN, SUSAN 15 1:07.23 4) LINNIHAN, RACHEL 16 2:00.49

63) MIDDLETOWN OH 2:01.21
1) SNYDER, MARYANNE 17 0:32.09 3) CRUSE, JENNI 17 1:34.84
2) BERTA, MARY 17 1:05.83 4) ROBINSON, CHERYL 17 2:01.21

64) E DELAWARE PA 2:02.11
1) BERARDINELLI, DAW17 0:31.04 3) HOYLE, LINDSAY 16 1:36.73
2) JAMES, MELANIE 17 1:05.31 4) FEEHERY, ALICIA 14 2:02.11

65) PHOENIXVILLE PA 2:02.26
1) DOEBLING, TRACEY 17 0:31.17 3) TRUSK, ALISON 16 1:34.98
2) EBERSOLE, MARY 16 1:03.64 4) KLEMENT, MAUREEN 15 2:02.26

66) AKRON WET OH 2:03.31
1) WESTFERE, TARA 16 0:33.04 3) ROGERS, JULIE 15 1:37.00
2) GALLAGHER, MAUREE14 1:06.76 4) BAILEY, HEATHER 16 2:03.31

ROANOKE VA DISQUAL
1) HODGES, A.KELLER 18 3) SHEA, JULIE 15
2) HALL, CHRISTINE 17 4) SOLBERG, KARIN 17

MORRIS CENTER NJ DISQUAL
1) PFARRER, KIM 14 3) TAYLOR, CHERI 17
2) LINDGREN, AMY 18 4) DECHSLI, LAUREN 17

(CONTINUED ON NEXT PAGE)

EVENT : 2 MEN 'S 200 YARDS MEDLEY RELAY **********
NATIONAL RECORD 0:00.00
QUALIFYING FOR NATIONALS 1:46.49

PLACE	NAME	YEAR	TEAM	TRIALS	FINAL
CHAMPIONSHIP FINAL					
1)	COLLIER CTY FL			1:35.31	1:34.60
1)	WEATHERFORD,DEREK	15	0:24.28	3) KROUPA,ANDY	18 1:13.41
2)	ZETTLE,CRAIG	19	0:49.53	4) PATNODE,STEVE	17 1:34.60
2)	CHARLOTTES. VA			1:36.17	1:34.90
1)	TAYLOR,CHRIS	16	0:24.14	3) WHITE,TERRY	18 1:13.09
2)	HARRIS PAUL	16	0:50.61	4) HARRIS,HAROLD	18 1:34.90
3)	MILWAUKEE WI			1:37.94	1:35.53
1)	WHOWELL,TOM	16	0:24.77	3) GWIDT,MARK	17 1:15.30
2)	SPITZNAGLE,WES	17	0:51.95	4) JACKSON,TIM	17 1:35.53
4)	NORTH CANTON OH			1:37.92	1:35.76
1)	WOOLBERT,GORDON	16	0:24.29	3) SIMPSON,BRIAN	16 1:15.13
2)	KINKEMA,BRAD	16	0:51.43	4) ARDELEAN,ERIK	17 1:35.76
4)	SARASOTA FL			1:37.48	1:35.76
1)	SCHWENK,WILLIAM	15	0:23.74	3) HOLDREN,AARON	16 1:14.08
2)	STIER,SCOTT	17	0:49.81	4) DIXON,HERB	17 1:35.76
6)	HOUSTON TX			1:37.95	1:36.54
1)	DEGROOT,JOHN	16	0:26.06	3) SLOCUM,DAVID	17 1:15.79
2)	KALLMEYER,NEIL	18	0:52.49	4) HORD,JIM	18 1:36.54
7)	GRT JOLIET IL			1:37.80	1:37.12
1)	WILHELM,ERIC	18	0:25.15	3) WIEGAND,MICHAEL	19 1:15.48
2)	CURCIO,JOSEPH	17	0:52.45	4) ZOLLNER,PAUL	16 1:37.12
8)	S E FAMILY IN			1:39.12	1:37.91
1)	BIGELLOW,STEVE	15	0:24.84	3) ALMEIDA,TYLER	14 1:16.08
2)	POKRZYWINSKI,CHRIS	17	0:52.03	4) VANFOSSEN,DON	17 1:37.91
CONSOLATION FINAL					
9)	PARKERSBURG WV			1:39.15	1:38.16
1)	WELCH,ROBERT	18	0:25.41	3) SIMMS,KARL	15 1:16.91
2)	CARMOSINO,VINCE	17	0:52.40	4) BREEDEN,MIKE	17 1:38.16
10)	HARRISBURG PA			1:39.13	1:38.40
1)	CORBETT,DAN	19	0:26.22	3) KESLER,JOHN	17 1:16.20
2)	REARDON,DAVE	17	0:53.28	4) MELLOTT,JIM	18 1:38.40
11)	UPPER MAIN PA			1:40.18	1:39.42
1)	JONES,ANDY	16	0:25.23	3) JOHNSON,ERIC	17 1:17.47
2)	CHERRY,WES	17	0:52.95	4) CURTIS,JIM	16 1:39.42
12)	VINELAND NJ			1:39.74	1:39.65
1)	COLON,BRIAN	17	0:26.00	3) O'DONNELL,DAVID	16 1:18.13
2)	FORREST,BRIAN	15	0:53.50	4) SLOAN,GREG	16 1:39.65
13)	GRT SEATTLE WA			1:39.75	1:39.66
1)	DEATON,TED	17	0:26.90	3) HARRIS,KIRK	17 1:17.89
2)	HIRAYAMA,MARK	17	0:54.54	4) BRAUSER,JASON	18 1:39.65
14)	NAPERVILLE IL			1:40.27	1:39.73
1)	DICK,JASON	16	0:26.25	3) DICK,BRIAN	17 1:18.28
2)	SEGO,GREG	17	0:55.16	4) KLUMB,TODD	16 1:39.73
15)	ROCHESTER MI			1:39.99	1:40.04
1)	WOODS,HILTON	18	0:24.49	3) STACK,RON	16 1:17.53
2)	MCELWAIN,ROB	17	0:51.91	4) SCOTT,MARK	16 1:40.04
16)	WESTFIELD NJ			1:39.88	1:40.15
1)	GARDINER,ALLEN	17	0:25.64	3) MCFADDEN,CHRIS	17 1:17.02
2)	ANDREWS,RICH	18	0:52.69	4) COULTAS,TIM	17 1:40.15

(CONTINUED ON NEXT PAGE)

EVENT : 2 MEN 'S 200 YARDS MEDLEY RELAY (CONTINUED)

1) COLLIER CTY FL 1:35.31
1) WEATHERFORD,DERE 15 0:24.47 3) KROUPA,ANDY 18 1:13.54
2) ZETTLE,CRAIG 19 0:49.81 4) PATNODE,STEVE 17 1:35.31

2) CHARLOTTES. VA 1:36.17
1) TAYLOR,CHRIS 16 0:24.34 3) WHITE,TERRY 18 1:14.42
2) HARRIS PAUL 16 0:51.04 4) HARRIS,HAROLD 18 1:36.17

3) SARASOTA FL 1:37.48
1) SCHWENK,WILLIAM 15 0:24.24 3) HOLDREN,AARON 16 1:15.70
2) STIER,SCOTT 17 0:51.00 4) DIXON,HERB 17 1:37.48

4) GRT JOLIET IL 1:37.80
1) WILHELM,ERIC 18 0:25.07 3) POPP,THOMAS 18 1:15.86
2) CURCIO,JOSEPH 17 0:52.19 4) ZOLLNER,PAUL 16 1:37.80

5) NORTH CANTON OH 1:37.92
1) WOOLBERT,GORDON 16 0:24.46 3) SIMPSON,BRIAN 16 1:16.47
2) KINKEMA,BRAD 16 0:52.63 4) ARDELEAN,ERIK 17 1:37.92

6) MILWAUKEE WI 1:37.94
1) WHOWELL,TOM 16 0:25.17 3) MOLE,TOM 18 1:17.15
2) GWIDT,MARK 17 0:52.46 4) JACKSON,TIM 17 1:37.94

7) HOUSTON TX 1:37.95
1) DEGROOT,JOHN 16 0:26.62 3) SLOCUM,DAVID 17 1:16.83
2) KALLMEYER,NEIL 18 0:53.32 4) NORTH,MITCH 17 1:37.95

8) S E FAMILY IN 1:39.12
1) BIGELLOW,STEVE 15 0:25.42 3) ALMEIDA,TYLER 14 1:17.10
2) POKRZYWINSKI,CHR 17 0:52.65 4) VANFOSSEN,DON 17 1:39.12

9) HARRISBURG PA 1:39.13
1) CORBETT,DAN 19 0:26.78 3) KESLER,JOHN 17 1:17.13
2) REARDON,DAVE 17 0:54.00 4) MELLOTT,JIM 18 1:39.13

10) PARKERSBURG WV 1:39.15
1) WELCH,ROBERT 18 0:25.29 3) SIMMS,KARL 15 1:17.45
2) CARMOSINO,VINCE 17 0:52.52 4) BREEDEN,MIKE 17 1:39.15

11) VINELAND NJ 1:39.74
1) COLON,BRIAN 17 0:26.23 3) O'DONNELL,DAVID 16 1:18.26
2) FORREST,BRIAN 15 0:53.61 4) SLOAN,GREG 16 1:39.74

12) GRT SEATTLE WA 1:39.75
1) DEATON,TED 17 0:26.77 3) HARRIS,KIRK 17 1:17.89
2) HIRAYAMA,MARK 17 0:54.20 4) BRAUSER,JASON 18 1:39.75

13) WESTFIELD NJ 1:39.88
1) GARDINER,ALLEN 17 0:25.60 3) MCFADDEN,CHRIS 17 1:16.77
2) ANDREWS,RICH 18 0:52.62 4) COULTAS,TIM 17 1:39.88

14) ROCHESTER MI 1:39.99
1) WOODS,HILTON 18 0:24.39 3) STACK,RON 16 1:17.75
2) MCELWAIN,ROB 17 0:52.43 4) SCOTT,MARK 16 1:39.99

15) UPPER MAIN PA 1:40.18
1) JONES,ANDY 16 0:25.62 3) JOHNSON,ERIC 17 1:17.63
2) CHERRY,WES 17 0:53.54 4) CURTIS,JIM 16 1:40.18

16) NAPERVILLE IL 1:40.27
1) DICK,JASON 16 0:25.96 3) DICK,BRIAN 17 1:18.27
2) SEGO,GREG 17 0:54.82 4) HINES,JAY 17 1:40.27

17) LAKELAND NJ 1:40.28
1) RIOS,VIC 17 0:26.14 3) REINHARD,RICK 18 1:18.31
2) O'BOYLE,JOHN 18 0:53.77 4) HOPKINS,KEVIN 18 1:40.28

18) FLUSHING NY 1:40.50
1) SWANSON,ERIC 17 0:26.36 3) GREEN,KEITH 14 1:18.39
2) O'CONNOR,JAMES 18 0:54.48 4) WALLACE,KIRK 17 1:40.50

19) RALEIGH NC 1:40.56
1) LEDFORD,LARRY 17 0:26.71 3) FOX,DAVID 16 1:19.36
2) CALLENDER,SEAN 17 0:56.35 4) MEEHAN,DENNIS 16 1:40.56

20) SOMERSET VAL NJ 1:40.88
1) VON LOEWE,PETER 16 0:26.41 3) GALLO,JOHN 16 1:18.86
2) NORGALIS,JAMES 16 0:53.64 4) UKEN,DOUG 15 1:40.88

21) ROCK ISLAND IL 1:41.03
1) KEIFFER,KEVIN 18 0:26.00 3) WARREN,SCOTT 15 1:18.49
2) KRAMER,MIKE 17 0:53.98 4) LEMEN,ERIC 15 1:41.03

22) LAS VEGAS NV 1:41.10
1) BEAUDRY,DOUG 17 0:27.13 3) DARLING,PAUL 15 1:18.47
2) SHTIGMAN,EYAL 23 0:53.53 4) BUNKER,MORGAN 18 1:41.10

23) KNOXVILLE TN 1:41.12
1) FINGALSON,STEVEN 17 0:26.49 3) KLEINFELTER,RICK 16 1:17.62
2) FOGGIN,JONATHAN 15 0:54.80 4) LEE,DEREK 18 1:41.12

24) RIDGEWOOD NJ 1:41.20
1) DUNKIEL,BRIAN 18 0:26.77 3) PRETTITORE,PAUL 17 1:18.96
2) MANGANO,FRED 18 0:54.70 4) PRETTITORE,GLENN 16 1:41.20

25) CHAMPAIGN IL 1:41.21
1) LANE,WILL 16 0:25.92 3) RODGERS,DARRYL 15 1:18.81
2) GREEN,DAVID 18 0:54.38 4) RODGERS,ALEX 17 1:41.21

26) HUNTINGTON NY 1:41.31
1) RUSCH,BILLY 17 0:26.51 3) OHSBERG,CARL 18 1:18.94
2) GRAULICH,DAVID 17 0:53.67 4) YANKEY,PAUL 16 1:41.31

27) E DELAWARE PA 1:41.38
1) DUDA,BRIAN 18 0:27.30 3) STUHLTRAGER,STEV 17 1:19.72
2) SHIBER,JOE 18 0:55.38 4) FEEHERY,TERRY 18 1:41.38

28) BEAVERCREEK OH 1:41.45
1) ACKERMAN,MATT 15 0:26.78 3) SPEES,SCOTT 17 1:19.45
2) HUMBLE,JEREMY 15 0:55.53 4) VINSON,MATT 18 1:41.45

29) GLENDALE CA 1:41.49
1) BURDA,AARON 15 0:26.51 3) MCDEVITT,MARK 17 1:19.80
2) BALLARD,MATTHEW 17 0:55.95 4) BRENDE,FRED 19 1:41.49

30) NEW CANAAN CT 1:41.55
1) MICHEL,ALEX 16 0:26.53 3) BAIN,MORGAN 16 1:20.05
2) STUART,PAUL 18 0:55.45 4) SEDLAK,MARK 15 1:41.55

31) HAMDEN CT 1:41.64
1) DECAPUA,NICK 15 0:26.44 3) RYAN,MICHAEL 16 1:20.17
2) HATKIN,STEVE 17 0:55.78 4) MULLANEY,STEPHEN 18 1:41.64

32) BLUE ASH OH 1:41.80
1) GREGORY,SCOTT 16 0:26.59 3) MORRISSEY,TIM 16 1:20.05
2) BACH,KEVIN 17 0:55.49 4) JOHNSON,GLEN 15 1:41.80

33) WAUKESHA WI 1:42.00
1) GROSS,DAN 16 0:27.11 3) SCHAETZ,DAN 16 1:18.92
2) RAGLAND,JOHN 16 0:55.70 4) ADEE,PETE 16 1:42.00

34) RED BANK NJ 1:42.23
1) IMEMBA,EUGENE 17 0:26.43 3) PARTON,CHRIS 16 1:19.83
2) FELIX,SCOTT 17 0:54.97 4) ULRICH,WYATT 16 1:42.23

35) CAPE ANN MA 1:42.43
1) MULLOY,ROB 18 0:27.13 3) SPEAR,MARK 18 1:20.19
2) SWARTZ,ERICK 16 0:55.73 4) OSBORN,KRIS 16 1:42.43

36) WALLINGFORD CT 1:42.56
1) HENRY,KEITH 18 0:26.19 3) BENNETT,DAVID 16 1:19.53
2) CHARBONEAU,PETER 17 0:54.82 4) HARTMAN,ADAM 16 1:42.56

(CONTINUED ON NEXT PAGE)

EVENT : 2 MEN'S 200 YARDS MEDLEY RELAY (CONTINUED)

37) DAYTON N.W. OH 1:42.64
1) MAYFIELD, MARK 16 0:27.62 3) OBERER, SEAN 16 1:20.11
2) VANNORMAN JEFF 16 0:55.76 4) RENTZ, ERIC 18 1:42.64

38) WESTPORT CT 1:42.76
1) STRONG, KEVIN 16 0:27.75 3) THOELKE, JASON 16 1:20.38
2) CARNEY, GREG 16 0:55.43 4) KILLIAN, TOM 18 1:42.76

39) CORTLAND CTY NY 1:42.92
1) MANALE, ERIC 16 0:27.64 3) STAKEL, RICK 17 1:20.48
2) SCZUPAK, ROB 17 0:56.57 4) HAZARD, MIKE 18 1:42.92

40) WATERTOWN NY 1:43.35
1) O'DRISCOLL, MICHA15 0:27.24 3) CROSSLEY, GARY 18 1:21.12
2) VANSCHAICK, JOE 17 0:57.22 4) COON, SCOTT 17 1:43.35

41) SUMMIT AREA NJ 1:43.40
1) HOLLAND, ERIC 16 0:26.77 3) WATTIS, GREG 15 1:21.37
2) VERHAGEN, CAS 16 0:56.25 4) DUTTENHOFER, STEV16 1:43.40

42) AUBURN NY 1:43.44
1) MCMILLAN, CHAD 15 0:27.45 3) SPRINGER, DOUG 17 1:22.19
2) GREEN, DAN 16 0:56.89 4) SIMON, TOM 16 1:43.44

43) PHOENIXVILLE PA 1:43.47
1) KURTZ, JEFF 17 0:29.12 3) TULL, GREG 18 1:20.53
2) TUFILLARO, STEVE 16 0:57.50 4) GUBANICH, CREIGHT15 1:43.47

44) MELROSE MA 1:43.98
1) KELLEY, KYLE 15 0:27.27 3) MCCARRON, PETER 17 1:20.12
2) GAUCH, GARY 18 0:54.64 4) SHEEHAN, JOSEPH 15 1:43.98

45) FAIRFIELD CT 1:44.31
1) BESCHER, DOUGLAS 15 0:27.86 3) METRO, RAY 17 1:22.08
2) GUERARRA, DANIEL 16 0:56.72 4) TUMMINS, SCOTT 18 1:44.31

46) HAMILTON NJ 1:44.42
1) VALYO, JAY 18 0:26.75 3) THOMPSON, BRIAN 17 1:21.95
2) TORRINGTON, ANDRE17 0:56.42 4) RUBERTO, JOSEPH 16 1:44.42

47) PALISADES CA 1:44.89
1) WHITTEN, RUSSELL 18 0:27.66 3) HOFTYZER, ERNIE 17 1:22.44
2) ROBINS, GREG 17 0:57.50 4) EERKENS, JELMER 17 1:44.89

48) CEN VIRGINA VA 1:44.90
1) SNEAD, DAVID 18 0:25.73 3) SHIEH, JESSE 16 1:20.78
2) TANNER, TREY 14 0:54.71 4) TANNER, JASON 13 1:44.90

49) ANNE ARUNDEL MD 1:44.92
1) MUCHOW, STEPHEN 17 0:27.15 3) HURT, KEVIN 17 1:22.44
2) BRUHA, STEPHEN 16 0:58.66 4) TERRELL, BUD 17 1:44.92

50) FANWOOD NJ 1:45.04
1) HAMILTON, ED 17 0:26.95 3) LINENBERG, MICHAE16 1:21.48
2) DELUCA, LANCE 14 0:56.76 4) AUSTIN, JAMES 16 1:45.04

51) MORRIS CENTER NJ 1:45.31
1) SHANNON, KEITH 16 0:26.03 3) BREDIN, CHRIS 18 1:21.72
2) FOULLOIS, KEVIN 18 0:55.23 4) TOEDTER, ROB 16 1:45.31

52) KOKOMO IN 1:45.35
1) HOCH, GREG 15 0:28.03 3) GIFFORD, ROB 16 1:22.54
2) HERR, LARRY 16 0:56.07 4) WUNDERLICH, JEFF 16 1:45.35

53) JANESVILLE WI 1:45.37
1) BROWN, DAVID 18 0:26.77 3) DEFAUW, RONALD 17 1:20.90
2) HALLETT, ED 15 0:57.00 4) SCHWANTES, DAVID 14 1:45.37

54) OSHKOSH WI 1:45.39
1) GNAGI, JEFFREY 16 0:27.63 3) MULLER, CHUCK 18 1:21.45
2) NIGL, CHAD 17 0:56.07 4) BOESE, DOUGLAS 18 1:45.39

54) ELYRIA OH 1:45.39
1) LESS, KEVIN 15 0:28.51 3) SCHANK, MIKE 17 1:22.39
2) MICHAELS, MATT 16 0:56.84 4) JAROCH, MATT 18 1:45.39

56) SUBURBAN EAST PA 1:45.42
1) DOUGHTY, DOUG 17 0:28.51 3) RICHARDS, MIKE 16 1:23.24
2) LINN, ANDY 16 0:56.39 4) KLINEFELTER, MIKE16 1:45.42

57) COLUMBUS OH 1:45.43
1) MURRELL, JACK 15 0:28.02 3) WOLFORD, CHRIS 17 1:22.26
2) WISELEY, TOM 18 0:57.08 4) HEDGES, SCOTT 17 1:45.43

58) SPRINGFIELD OH 1:45.54
1) LAVY, SHAWN 15 0:27.51 3) CARMAZZI, JOSH 18 1:22.89
2) LOZIER, CHRIS 17 0:57.83 4) BISHOP, JOHN 18 1:45.54

59) CHAPEL HILL NC 1:45.56
1) HAMRICK, JAMES 16 0:26.30 3) GRAY, RICHARD 18 1:23.26
2) GAGNON, JON 17 0:57.26 4) MANN, CHRIS 15 1:45.56

60) LAKE REGION IL 1:45.96
1) WRIGHT, TODD 17 0:27.90 3) PAGAST, PETER 17 1:23.29
2) NIERMAN, JEFF 17 0:57.72 4) DUNTEMAN, CLIFF 18 1:45.96

61) NASHUA NH 1:46.28
1) GOULD, ERIC 18 0:27.41 3) BOWSER, GARY 18 1:24.09
2) BERTHELOTTE, PAUL17 0:58.14 4) CADWELL, PETER 16 1:46.28

62) HAVERHILL MA 1:46.52
1) DIBARTOLOMEO, BRI15 0:27.66 3) PATON, KEVIN 16 1:22.44
2) BLECZINSKI, MARK 17 0:57.36 4) PEPIN, CURTIS 16 1:46.52

63) TOWSON MD 1:46.79
1) THOMPSON, STEPHEN15 0:28.93 3) TAMBLING, DAVID 17 1:23.09
2) FRITSCHE, LARRY 16 0:58.56 4) BARRETT, JOHN 17 1:46.79

64) FREDERICKSBURG V 1:46.98
1) BLALOCK, BRIAN 15 0:28.97 3) SHIELDS, KEITH 17 1:23.54
2) DORSEY, RICHARD 18 0:58.05 4) DORSEY, DANNY 16 1:46.98

65) BALTIMORE MD 1:47.42
1) LOEFFLER, BRIAN 17 0:27.20 3) LINGELBACH, EDWAR17 1:24.09
2) FECIK, MIKE 17 0:56.87 4) GREEPS, PAUL 16 1:47.42

66) KISHWAUKEE IL 1:47.56
1) BICKNER, KEVIN 15 0:29.20 3) BICKNER, BRIAN 18 1:23.52
2) PLATT, MARK 18 0:57.97 4) ANDERSON, GREGG 17 1:47.56

67) AKRON MET OH 1:48.33
1) BURNSED, JOHN 17 0:28.44 3) WILCOX, BRETT 18 1:24.83
2) MORLEY, MIKE 16 0:59.35 4) MCCAULEY, JASON 17 1:48.33

68) OLD COLONY Y MA 1:48.64
1) CAMERON, BRIAN 15 0:28.96 3) ROGERS, JOHN 17 1:25.72
2) GREENE, KEVIN 17 1:00.22 4) LEONARD, ROBERT 18 1:48.64

69) GRT PEORIA IL 1:50.17
1) HOERDEMANN, BRETT17 0:29.39 3) ROSE, JEFF 18 1:26.46
2) POINTS, AARON 15 1:00.02 4) POINTS, BRIAN 18 1:50.17

70) HANOVER PA 1:52.63
1) ALBRECHT, CHRIS 17 0:27.38 3) RINKER, BRAD 16 1:28.69
2) ALBRECHT, TRACY 15 1:01.05 4) GRIM, BRIAN 17 1:52.63

WILTON CT DISQUAL
1) GREENE, WILLIAM 17 3) KNEIPP, RUSSELL 18
2) LUBECK, CHRISTOPH18 4) ROCHE, STEPHAN 17

EVENT : 3 WOMEN'S 500 YARDS FREESTYLE

NATIONAL RECORD 4:43.73 K.LINCHAN SARASOTA,FL 1979

QUALIFYING FOR NATIONALS 5:19.99

PLACE	NAME	YEAR	TEAM	TRIALS	FINAL
CHAMPIONSHIP FINAL					
1)	SIMMONS,CHERYL	17	LAS VEGAS NV	4:54.19	4:44.85
	0:54.62 1:51.60	2:49.18	3:47.01 4:44.85		
2)	DIETRICH,CATHY	15	GRT JOLIET IL	4:57.23	4:56.80
	0:56.44 1:56.20	2:56.91	3:57.78 4:56.80		
3)	JACOBSON,LAURIE	16	LAS VEGAS NV	5:03.79	4:56.82
	0:57.31 1:57.52	2:57.95	3:58.43 4:56.82		
4)	HESS,JENNIFER	13	READING PA	5:02.46	4:58.54
	0:56.88 1:57.03	2:57.52	3:58.39 4:58.54		
5)	DAHL,JENNIFER	14	BLUE ASH OH	5:03.41	5:01.69
	0:57.44 1:58.24	2:59.54	4:00.82 5:01.69		
6)	BELL,KATIE	15	NEW CANAAN CT	5:02.19	5:03.20
	0:56.60 1:57.45	2:59.33	4:01.60 5:03.20		
7)	HENDERSON,WENDY	15	CECIL COUNTY MD	5:05.01	5:03.24
	0:57.14 1:57.95	2:59.59	4:01.53 5:03.24		
8)	STEEL,KIM	15	CEN CHESTER PA	5:04.20	5:04.92
	0:58.02 1:59.46	3:01.31	4:04.12 5:04.92		
CONSOLATION FINAL					
9)	RACHT,ERIN	13	S E FAMILY IN	5:05.45	4:59.97
	0:56.39 1:56.63	2:57.63	3:59.17 4:59.97		
10)	RUNYON,BOBBI JO	15	COLLIER CTY FL	5:07.15	5:03.30
	0:58.38 1:59.70	3:01.07	4:02.55 5:03.30		
11)	WARRICK,KAREN	16	ELKHART CTY IN	5:06.85	5:03.35
	0:57.04 1:57.62	2:59.44	4:01.91 5:03.35		
12)	ROTH,MARY	17	S E FAMILY IN	5:07.02	5:03.46
	0:57.95 1:59.17	3:01.33	4:03.13 5:03.46		
13)	ASHLEY,DYER	15	LEXINGTON KY	5:06.92	5:07.61
	0:58.30 2:00.27	3:03.22	4:07.03 5:07.61		
14)	WATERS,KIRSTEN	14	CAPE ANN MA	5:08.20	5:09.07
	0:58.45 2:00.32	3:03.27	4:07.14 5:09.07		
15)	GAJDA,JOYCE	14	OAK PARK IL	5:09.49	5:09.25
	0:58.32 2:00.49	3:03.96	4:07.36 5:09.25		
16)	HANSEN,NATALIE	18	WESTPORT CT	5:09.47	5:15.40
	0:58.94 2:01.91	3:05.74	4:11.11 5:15.40		

1)	SIMMONS,CHERYL	17	LAS VEGAS NV	4:54.19	
	0:55.73 1:54.48	2:54.48	3:54.58 4:54.19		
2)	DIETRICH,CATHY	15	GRT JOLIET IL	4:57.23	
	0:57.02 1:56.62	2:56.54	3:56.80 4:57.23		
3)	BELL,KATIE	15	NEW CANAAN CT	5:02.19	
	0:56.64 1:56.64	2:58.28	4:00.21 5:02.19		
4)	HESS,JENNIFER	13	READING PA	5:02.46	
	0:56.33 1:56.69	2:58.33	4:00.52 5:02.46		
5)	DAHL,JENNIFER	14	BLUE ASH OH	5:03.41	
	0:57.88 1:58.90	3:00.47	4:02.32 5:03.41		
6)	JACOBSON,LAURIE	16	LAS VEGAS NV	5:03.79	
	0:58.13 1:59.03	3:00.45	4:02.48 5:03.79		
7)	STEEL,KIM	15	CEN CHESTER PA	5:04.20	
	0:57.98 1:59.30	3:01.03	4:03.20 5:04.20		
8)	HENDERSON,WENDY	15	CECIL COUNTY MD	5:05.01	
	0:58.25 1:59.40	3:01.38	4:03.43 5:05.01		
9)	RACHT,ERIN	13	S E FAMILY IN	5:05.45	
	0:57.43 1:58.78	3:00.73	4:03.36 5:05.45		
10)	WARRICK,KAREN	16	ELKHART CTY IN	5:06.85	
	0:57.96 2:00.19	3:02.36	4:04.80 5:06.85		
11)	ASHLEY,DYER	15	LEXINGTON KY	5:06.92	
	0:58.71 2:00.80	3:03.48	4:06.45 5:06.92		
12)	ROTH,MARY	17	S E FAMILY IN	5:07.02	
	0:57.90 1:59.65	3:02.14	4:04.80 5:07.02		
13)	RUNYON,BOBBI JO	15	COLLIER CTY FL	5:07.15	
	0:57.94 1:58.68	3:00.91	4:03.94 5:07.15		
14)	WATERS,KIRSTEN	14	CAPE ANN MA	5:08.20	
	0:58.35 2:00.53	3:03.16	4:06.19 5:08.20		
15)	HANSEN,NATALIE	18	WESTPORT CT	5:09.47	
	0:58.42 2:00.68	3:03.37	4:06.81 5:09.47		
16)	GAJDA,JOYCE	14	OAK PARK IL	5:09.49	
	0:57.90 1:59.94	3:02.77	4:06.87 5:09.49		
17)	BUCKLEY,KATIE	14	MILWAUKEE WI	5:09.73	
	0:58.62 1:59.71	3:02.72	4:06.48 5:09.73		
18)	BRADLEY,BRENDA	18	HAVERHILL MA	5:10.95	
	0:58.23 1:59.99	3:03.47	4:07.33 5:10.95		
19)	CARDE,CHRISTINA	17	WESTFIELD NJ	5:11.23	
	0:59.60 2:02.10	3:05.31	4:08.79 5:11.23		
20)	SARI,LIZ	18	HARRISBURG PA	5:11.91	
	0:58.65 2:01.47	3:05.18	4:08.92 5:11.91		
21)	LASLO,KAREN	16	CEN CHESTER PA	5:11.92	
	0:58.64 2:02.03	3:05.64	4:09.33 5:11.92		
22)	RUNGE,MARGARET MARY	17	WILTON CT	5:12.11	
	0:57.99 1:59.88	3:03.06	4:07.52 5:12.11		
23)	LIVINGSTON,KAREN	15	RED BANK NJ	5:12.44	
	0:59.14 2:02.16	3:05.32	4:09.32 5:12.44		
24)	MERCUGLIANO,LAURA	18	NEW HAVEN CT	5:12.52	
	0:58.78 2:02.04	3:05.98	4:09.60 5:12.52		
25)	DAHL,JULIE	16	BLUE ASH OH	5:12.95	
	0:58.89 2:01.13	3:04.64	4:08.92 5:12.95		
26)	KASCH,LORI	15	SOUTH TOLEDO OH	5:13.28	
	0:58.24 2:01.33	3:04.62	4:08.98 5:13.28		
27)	BARHYDT,CHERYL	16	S E FAMILY IN	5:13.42	
	0:59.30 2:02.38	3:06.01	4:10.17 5:13.42		
28)	RICE,KATIE	17	GLENDALE CA	5:13.46	
	1:00.69 2:04.48	3:07.54	4:11.12 5:13.46		
29)	GILLEO,STACIE	16	FAIRFIELD CT	5:13.52	
	0:58.49 2:02.27	3:05.90	4:10.60 5:13.52		
30)	LINNIHAN,RACHEL	16	APPLETON WI	5:13.60	
	0:58.87 2:02.11	3:06.46	4:10.33 5:13.60		

(CONTINUED ON NEXT PAGE)

EVENT : 3 WOMEN'S 500 YARDS FREESTYLE (CONTINUED)

31) JONES, ELIZABETH 16 ROANOKE VA 5:13.72
. 0:59.04 2:01.92 3:05.79 4:09.69 5:13.72
32) CARDE, MEI-MEI 15 WESTFIELD NJ 5:13.74
0:59.58 2:03.14 3:07.19 4:10.65 5:13.74
33) RANKINE, JULIE 17 SAN PEDRO CA 5:13.84
0:59.44 2:02.12 3:06.08 4:10.09 5:13.84
34) SCHAEFER, MARY 15 FLUSHING NY 5:14.49
0:59.32 2:02.27 3:06.47 4:10.79 5:14.49
35) RICE, AMY 13 ELKHART CTY IN 5:15.02
0:58.30 2:01.95 3:06.84 4:11.83 5:15.02
36) SOMMER, JOANNE 17 KANKAKEE IL 5:15.99
0:59.86 2:03.80 3:08.24 4:12.69 5:15.99
37) RHODES, LISA 14 ELKHART CTY IN 5:16.18
0:57.92 2:01.48 3:06.04 4:11.62 5:16.18
38) BLAKE, JENNIFER 16 NEW HAVEN CT 5:16.24
0:59.22 2:02.62 3:06.29 4:10.82 5:16.24
39) LIVENGOOD, PAM 16 WINSTON-SALEM NC 5:16.36
0:59.48 2:03.03 3:07.50 4:12.77 5:16.36
40) CASSIDY, LYNNE 17 WESTFIELD NJ 5:16.41
1:01.01 2:05.53 3:09.78 4:14.58 5:16.41
41) EGGLESTON, JILL 16 SARASOTA FL 5:16.75
0:59.31 2:02.31 3:06.60 4:12.66 5:16.75
42) WNUK, KATIE 14 MILWAUKEE WI 5:16.91
0:59.80 2:03.25 3:07.51 4:13.04 5:16.91
43) CALDWELL, HEATHER 16 LAS VEGAS NV 5:17.13
0:58.34 2:01.23 3:05.83 4:10.90 5:17.13
44) BLAKE, REBECCA 14 NEW HAVEN CT 5:17.37
0:57.92 2:01.70 3:06.54 4:12.26 5:17.37
45) WOLFRAM, NICOLE 16 LAS VEGAS NV 5:17.93
0:59.86 2:04.17 3:09.41 4:14.46 5:17.93
46) FREDRICKS, JENNY 16 WAUKESHA WI 5:18.26
0:59.29 2:02.95 3:07.76 4:13.58 5:18.26
47) WELCHMAN, ELIZABETH 14 NEW CANAAN CT 5:19.59
1:00.57 2:06.22 3:10.86 4:15.65 5:19.59
48) MERKLE, LAUREN 17 HUNTINGTON NY 5:20.37
0:59.53 2:03.15 3:08.24 4:14.52 5:20.37
49) KELLNER, JACKIE 16 MILWAUKEE WI 5:21.44
0:59.45 2:03.21 3:08.50 4:15.40 5:21.44
50) ROBERTS, KRISTY 15 SAN PEDRO CA 5:22.09
1:00.40 2:04.07 3:09.42 4:15.87 5:22.09
51) BUGG, KATHIE 15 SAN PEDRO CA 5:22.17
0:58.92 2:01.61 3:05.68 4:13.41 5:22.17
52) SCHAEFFER, LORI 16 HAMDEN CT 5:25.38
1:00.82 2:06.35 3:13.16 4:19.23 5:25.38
53) PIMER, SALE 17 NEW HAVEN CT 5:26.64
1:00.29 2:06.49 3:13.28 4:20.50 5:26.64
54) MONN, STEPHANIE 16 FREDERICKSBURG V 5:31.66
1:01.31 2:07.86 3:15.62 4:23.61 5:31.66
55) OLIVO, SUE 15 RIDGEWOOD NJ 5:37.24
1:00.73 2:08.97 3:18.33 4:28.19 5:37.24

EVENT : 4 MEN'S 500 YARDS FREESTYLE

NATIONAL RECORD 4:27.12 D.SIMS JOLIET, IL 1980
QUALIFYING FOR NATIONALS 4:55.79

PLACE	NAME	YEAR	TEAM	TRIALS	FINAL
CHAMPIONSHIP FINAL					
1)	WEATHERFORD, DEREK	15	COLLIER CTY FL	4:35.40	4:29.22
	0:51.04 1:45.75 2:40.21 3:35.04 4:29.22				
2)	KLEINFELTER, RICK	16	KNOXVILLE TN	4:32.95	4:30.88
	0:51.68 1:46.46 2:41.62 3:36.66 4:30.88				
3)	WILHELM, ERIC	18	GRT JOLIET IL	4:32.84	4:32.76
	0:51.04 1:45.86 2:40.97 3:36.95 4:32.76				
4)	MCFADDEN, CHRIS	17	WESTFIELD NJ	4:39.05	4:33.65
	0:52.21 1:47.41 2:43.29 3:38.77 4:33.65				
5)	KENNEDY, JOHN	15	SOMERSET VAL NJ	4:38.37	4:36.51
	0:51.02 1:46.17 2:42.28 3:39.53 4:36.51				
6)	MEYER, PHIL	17	SOMERSET NJ	4:38.82	4:37.53
	0:52.63 1:48.41 2:44.84 3:41.44 4:37.53				
7)	HOLOVACS, TIM	18	LAKELAND NJ	4:37.21	4:38.42
	0:51.70 1:47.20 2:43.94 3:41.54 4:38.42				
8)	CARMICHAEL, NEVIN	18	WILTON CT	4:39.03	4:41.49
	0:52.17 1:47.79 2:43.92 3:42.22 4:41.49				
CONSOLATION FINAL					
9)	PRETTITORE, PAUL	17	RIDGEWOOD NJ	4:41.97	4:37.90
	0:52.23 1:48.83 2:44.87 3:41.55 4:37.90				
10)	BEAUDRY, DOUG	17	LAS VEGAS NV	4:43.35	4:38.55
	0:53.73 1:50.41 2:46.87 3:43.22 4:38.55				
11)	ALLEN, DOUG	16	GRT SEATTLE WA	4:42.17	4:40.16
	0:52.77 1:50.08 2:47.74 3:45.37 4:40.16				
12)	HEYDANEK, JEFF	17	TWINBROOK IL	4:40.74	4:40.49
	0:52.41 1:48.89 2:45.89 3:43.67 4:40.49				
13)	FRITSCH, ANDREW	16	SARASOTA FL	4:41.38	4:42.91
	0:52.36 1:49.21 2:47.01 3:45.47 4:42.91				
14)	HAUGEN, STEVE	18	BEAVERCREEK OH	4:43.29	4:43.98
	0:54.58 1:52.38 2:50.89 3:48.85 4:43.98				
15)	SPEAR, MARK	18	CAPE ANN MA	4:43.23	4:44.55
	0:51.48 1:49.10 2:47.82 3:47.10 4:44.55				
16)	DUDLEY, ROBERT	17	HOUSTON TX	4:43.00	4:44.65
	0:53.16 1:50.21 2:47.41 3:46.45 4:44.65				

(CONTINUED ON NEXT PAGE)

EVENT : 4 MEN'S 500 YARDS FREESTYLE

1) WILHELM, ERIC 18 GRT JOLIET IL 4:32.84
0:51.70 1:46.62 2:41.43 3:37.29 4:32.84
2) KLEINFELTER, RICK 16 KNOXVILLE TN 4:32.95
0:52.33 1:46.87 2:42.15 3:37.74 4:32.95
3) WEATHERFORD, DEREK 15 COLLIER CTY FL 4:35.40
0:52.31 1:48.59 2:44.10 3:39.12 4:35.40
4) HOLOVACS, TIM 18 LAKELAND NJ 4:37.21
0:52.89 1:48.96 2:44.77 3:41.42 4:37.21
5) KENNEDY, JOHN 15 SOMERSET VAL NJ 4:38.37
0:53.03 1:49.17 2:46.09 3:42.77 4:38.37
6) MEYER, PHIL 17 SOMERSET NJ 4:38.82
0:53.32 1:49.48 2:45.41 3:42.26 4:38.82
7) CARMICHAEL, NEVIN 18 WILTON CT 4:39.03
0:52.55 1:49.26 2:46.46 3:42.80 4:39.03
8) MCFADDEN, CHRIS 17 WESTFIELD NJ 4:39.05
0:53.14 1:48.91 2:45.12 3:41.84 4:39.05
9) HEYDANEK, JEFF 17 TWINBROOK IL 4:40.74
0:52.10 1:48.35 2:45.68 3:43.64 4:40.74
10) FRITSCH, ANDREW 16 SARASOTA FL 4:41.38
0:52.10 1:48.42 2:45.97 3:43.95 4:41.38
11) PRETTITORE, PAUL 17 RIDGEWOOD NJ 4:41.97
0:52.92 1:50.23 2:47.81 3:45.25 4:41.97
12) ALLEN, DOUG 16 GRT SEATTLE WA 4:42.17
0:52.67 1:50.02 2:48.11 3:46.73 4:42.17
13) DUDLEY, ROBERT 17 HOUSTON TX 4:43.00
0:53.86 1:50.81 2:48.57 3:46.68 4:43.00
14) SPEAR, MARK 18 CAPE ANN MA 4:43.23
0:51.81 1:49.48 2:48.23 3:46.14 4:43.23
15) HAUGEN, STEVE 18 BEAVERCREEK OH 4:43.29
0:53.79 1:52.00 2:49.43 3:46.77 4:43.29
16) BEAUDRY, DOUG 17 LAS VEGAS NV 4:43.36
0:53.88 1:50.86 2:47.85 3:46.06 4:43.36
17) LOTA, MARK 17 SARASOTA FL 4:44.08
0:53.23 1:50.73 2:48.74 3:46.74 4:44.08
18) HELM, DOUG 17 NAPERVILLE IL 4:44.19
0:52.95 1:49.19 2:45.26 3:43.92 4:44.19
19) TURNEY, JAMES 17 FANWOOD NJ 4:44.54
0:53.76 1:50.86 2:48.84 3:47.09 4:44.54
20) KOWALL, THOMAS 17 GRT JOLIET IL 4:45.90
0:52.92 1:49.96 2:47.67 3:46.54 4:45.90
21) BRACKEN, DAVE 18 SOMERSET NJ 4:46.46
0:54.14 1:51.14 2:48.70 3:47.27 4:46.46
22) GOWRIE, SEAN 13 LAKELAND NJ 4:46.84
0:54.64 1:53.20 2:52.00 3:50.18 4:46.84
23) GOULDSON, SEAN 14 GRT LOWELL MA 4:47.07
0:53.75 1:51.26 2:50.18 3:49.27 4:47.07
24) MOORE, MIKE 17 COLLIER CTY FL 4:47.55
0:53.98 1:51.12 2:49.15 3:48.64 4:47.55
25) SIMMONS, BRAD 16 NEW HAVEN CT 4:47.68
0:53.91 1:51.81 2:50.14 3:49.24 4:47.68
26) GAGGERO, GEOFFREY 16 NEW CANAAN CT 4:48.20
0:52.54 1:50.79 2:50.25 3:49.75 4:48.20
27) BEEMER, JEFF 17 CHAPEL HILL NC 4:48.32
0:53.84 1:52.34 2:51.32 3:50.15 4:48.32
28) BURNSED, JOHN 17 AKRON MET OH 4:48.44
0:53.47 1:50.14 2:48.72 3:48.09 4:48.44
29) SIMMS, KARL 15 PARKERSBURG WV 4:49.04
0:52.18 1:50.07 2:49.15 3:49.64 4:49.04
30) MONTGOMERY, LUKE 17 FLUSHING NY 4:49.26
0:54.66 1:52.39 2:50.04 3:48.63 4:49.26
31) SCHUBERT, BRIAN 15 LAS VEGAS NV 4:49.32
0:55.41 1:53.31 2:51.45 3:49.82 4:49.32
32) ROSS, DAVID 16 SARASOTA FL 4:49.48
0:54.88 1:54.22 2:53.07 3:51.56 4:49.48
33) WIEGAND, MICHAEL 19 GRT JOLIET IL 4:49.51
0:51.44 1:48.32 2:47.75 3:48.59 4:49.51
34) KOZOWYK, STEPHEN 14 GRT LOWELL MA 4:50.17
0:54.68 1:53.46 2:53.10 3:52.44 4:50.17

(CONTINUED)

35) EGBERS, SCOTT 17 BLUE ASH OH 4:50.28
0:54.75 1:54.39 2:54.37 3:53.29 4:50.28
36) BALLARD, CHRISTIAN 15 GLENDALE CA 4:50.33
0:54.95 1:52.83 2:52.05 3:51.71 4:50.33
37) LANGEL, GREG 17 LAS VEGAS NV 4:50.48
0:54.86 1:53.16 2:52.24 3:51.73 4:50.48
38) CASEY, PAUL 15 NAPERVILLE IL 4:51.50
0:54.88 1:53.94 2:53.67 3:53.05 4:51.50
39) WHITE, TIM 16 COLLIER CTY FL 4:51.55
0:53.49 1:51.49 2:51.31 3:52.36 4:51.55
40) GRIGG, CASEY 14 GLENDALE CA 4:51.85
0:56.22 1:53.92 2:52.74 3:52.26 4:51.85
41) KNOUFT, DAVE 16 UPPER MAIN PA 4:52.01
0:52.99 1:50.76 2:50.31 3:51.00 4:52.01
42) ZIMMERMAN, BRIAN 17 TRUMBULL CTY OH 4:52.08
0:55.42 1:54.37 2:53.46 3:53.10 4:52.08
43) BROOKER, GEORGE 16 NAPERVILLE IL 4:52.09
0:53.29 1:51.03 2:50.30 3:50.75 4:52.09
44) NYBERG, MICHAEL 16 DARIEN CT 4:52.71
0:54.58 1:52.79 2:53.85 3:54.04 4:52.71
45) HOLEC, SCOTT 17 NEW HAVEN CT 4:53.01
0:53.52 1:52.69 2:52.75 3:53.39 4:53.01
46) ULRICH, WYATT 16 RED BANK NJ 4:53.02
0:54.58 1:53.69 2:53.74 3:53.77 4:53.02
47) CORBISIERO, MARK 17 FLUSHING NY 4:53.03
0:52.62 1:50.22 2:49.63 3:51.58 4:53.03
48) WOSICK, STEVE 16 SOUTH BEND IN 4:53.33
0:54.92 1:53.95 2:53.20 3:53.15 4:53.33
49) MORRIS, JOSEPH 15 FLUSHING NY 4:54.03
0:55.12 1:55.08 2:54.58 3:55.71 4:54.03
50) COOK, BILL 18 NAPERVILLE IL 4:54.14
0:55.46 1:54.50 2:53.57 3:53.85 4:54.14
51) DEMCSIK, DAREN 14 FLUSHING NY 4:54.33
0:55.04 1:53.88 2:53.46 3:53.71 4:54.33
52) HANSON, STEVE 16 INLAND WA 4:54.48
0:54.27 1:53.24 2:53.58 3:54.43 4:54.48
53) OLSON, MICHAEL 17 CAPE ANN MA 4:54.52
0:53.36 1:51.56 2:51.24 3:53.15 4:54.52
54) WELGOS, CHRIS 17 LAKELAND NJ 4:54.70
0:54.92 1:53.62 2:53.44 3:54.08 4:54.70
55) AUSTIN, JAMES 16 FANWOOD NJ 4:54.72
0:54.43 1:53.65 2:53.73 3:54.49 4:54.72
56) OSBORN, KRIS 16 CAPE ANN MA 4:55.29
0:53.63 1:52.25 2:53.08 3:55.59 4:55.29
57) LEE, DEREK 18 KNOXVILLE TN 4:56.65
0:57.16 1:56.80 2:56.87 3:56.67 4:56.65
58) MARCOTTE, JOE 14 BLUE ASH OH 4:57.32
0:57.24 1:57.11 2:57.40 3:58.12 4:57.32
59) WUNDERLICH, JEFF 16 KOKOMO IN 4:57.59
0:53.86 1:53.37 2:55.36 3:57.34 4:57.59
60) COULTAS, TIM 17 WESTFIELD NJ 4:57.84
0:55.74 1:54.58 2:55.03 3:56.57 4:57.84
61) WILLER, SCOTT 17 OAK PARK IL 4:58.15
0:55.95 1:55.58 2:55.48 3:56.59 4:58.15
62) LAYNE, ALLEN 15 WILTON CT 4:58.63
0:54.94 1:53.84 2:54.66 3:56.83 4:58.63
63) RAYMOND, JOSH 15 NEW CANAAN CT 4:59.58
0:54.68 1:54.09 2:54.72 3:57.09 4:59.58
64) LOFTUS, PETER 17 GRT SCRANTON PA 5:01.73
0:57.06 1:58.09 2:59.45 4:01.45 5:01.73
65) WELTE, ERIC 14 G NIPPERT OH 5:02.56
0:55.30 1:54.84 2:56.40 3:59.86 5:02.56
66) HEIDRICH, PHILLIP 17 DAYTONA BEACH FL 5:08.80
0:55.49 1:56.55 2:59.60 4:04.22 5:08.80
67) RIPPERGER, MATT 16 FORD CENTRAL MI 5:09.05
0:57.37 1:58.48 3:01.18 4:04.76 5:09.05
68) STRONG, KEVIN 16 WESTPORT CT 5:10.16
0:58.46 2:00.19 3:02.96 4:06.95 5:10.16

EVENT : 5 WOMEN'S 200 YARDS INDIVIDUAL MEDLEY

NATIONAL RECORD 2:04.05 B.BOWMAN B.R.RYALL,IL 4-15-86

QUALIFYING FOR NATIONALS 2:20.59

PLACE	NAME	YEAR	TEAM	TRIALS	FINAL
CHAMPIONSHIP FINAL					
1)	JORGENSEN,JANEL	15	WILTON CT	2:03.73	2:02.25 **
	0:25.83 0:56.30 1:33.89 2:02.25				
** NATIONAL RECORD					
2)	GRIFFITH,GINNY	16	WAYNESBORO VA	2:06.11	2:04.35
	0:27.53 0:58.45 1:35.94 2:04.35				
3)	REID,JULIE	18	NEW CANAAN CT	2:06.62	2:04.88
	0:26.74 0:57.85 1:35.90 2:04.88				
4)	HIPSKIND,WENDY	15	CHARLOTTES. VA	2:07.73	2:06.97
	0:26.94 0:58.88 1:36.64 2:06.97				
5)	QUAS,JODI	18	GRT JOLIET IL	2:09.08	2:07.44
	0:27.31 0:58.40 1:37.18 2:07.44				
6)	LYNCH,KRISTEN	18	LAS VEGAS NV	2:08.98	2:07.80
	0:27.11 0:59.91 1:37.92 2:07.80				
7)	DAWSON,CASSIE	16	HOUSTON TX	2:09.62	2:09.76
	0:27.35 1:00.62 1:38.90 2:09.76				
8)	ANDREN,KARIN	17	WILTON CT	2:07.77	2:10.70
	0:27.82 0:59.11 1:39.58 2:10.70				
CONSOLATION FINAL					
9)	KENNEY,MELDON	17	LAS VEGAS NV	2:10.23	2:07.99
	0:28.17 0:59.53 1:38.21 2:07.99				
10)	BRAKELEY,KRISTIN	16	NEW CANAAN CT	2:11.16	2:09.78
	0:29.02 1:02.97 1:40.75 2:09.78				
10)	CURRY,MEEGAN	16	NEW CANAAN CT	2:10.92	2:09.78
	0:28.70 1:00.66 1:39.47 2:09.78				
12)	WOLFLE,SUSAN	14	ROANOKE VA	2:11.52	2:09.86
	0:28.13 1:02.35 1:40.41 2:09.86				
13)	MAZUR,LAURA	17	PARKERSBURG WV	2:10.23	2:10.01
	0:27.89 1:02.26 1:39.37 2:10.01				
14)	DUCKWORTH,PAM	16	UPPER MAIN PA	2:10.08	2:10.19
	0:29.62 1:02.06 1:39.95 2:10.19				
15)	MARTENEY,TRICIA	17	ROANOKE VA	2:10.95	2:10.42
	0:29.36 1:01.48 1:39.60 2:10.42				
16)	HAAS,BETH	17	READING PA	2:12.55	2:11.69
	0:28.54 1:03.71 1:41.01 2:11.69				

1)	JORGENSEN,JANEL	15	WILTON CT	2:03.73
	0:25.84 0:56.99 1:34.37 2:03.73			
2)	GRIFFITH,GINNY	16	WAYNESBORO VA	2:06.11
	0:27.22 0:58.22 1:36.27 2:06.11			
3)	REID,JULIE	18	NEW CANAAN CT	2:06.62
	0:26.93 0:58.23 1:36.61 2:06.62			
4)	HIPSKIND,WENDY	15	CHARLOTTES. VA	2:07.73
	0:27.38 0:59.30 1:37.94 2:07.73			
5)	ANDREN,KARIN	17	WILTON CT	2:07.77
	0:27.27 0:57.86 1:37.67 2:07.77			
6)	LYNCH,KRISTEN	18	LAS VEGAS NV	2:08.98
	0:27.41 1:00.87 1:38.91 2:08.98			
7)	QUAS,JODI	18	GRT JOLIET IL	2:09.08
	0:27.67 0:59.27 1:38.53 2:09.08			
8)	DAWSON,CASSIE	16	HOUSTON TX	2:09.62
	0:27.79 1:00.97 1:39.15 2:09.62			
9)	DUCKWORTH,PAM	16	UPPER MAIN PA	2:10.08
	0:29.50 1:01.75 1:39.71 2:10.08			
10)	MAZUR,LAURA	17	PARKERSBURG WV	2:10.23
	0:27.68 1:02.28 1:39.29 2:10.23			
10)	KENNEY,MELDON	17	LAS VEGAS NV	2:10.23
	0:28.12 1:00.08 1:39.79 2:10.23			
12)	CURRY,MEEGAN	16	NEW CANAAN CT	2:10.92
	0:28.73 1:00.47 1:39.93 2:10.92			
13)	MARTENEY,TRICIA	17	ROANOKE VA	2:10.95
	0:29.64 1:02.11 1:40.08 2:10.95			
14)	BRAKELEY,KRISTIN	16	NEW CANAAN CT	2:11.16
	0:29.07 1:03.92 1:41.30 2:11.16			
15)	WOLFLE,SUSAN	14	ROANOKE VA	2:11.52
	0:28.30 1:02.50 1:41.01 2:11.52			
16)	HAAS,BETH	17	READING PA	2:12.55
	0:29.13 1:03.69 1:41.53 2:12.55			
17)	RAINS,TIA	15	NAPERVILLE IL	2:12.63
	0:27.80 1:02.34 1:41.13 2:12.63			
18)	SMITH,JENNIFER	14	GREENVILLE SC	2:12.89
	0:28.60 1:01.36 1:42.30 2:12.89			
19)	PEREIRA,CATHY	17	HOUSTON TX	2:13.08
	0:28.30 1:03.30 1:42.09 2:13.08			
20)	CAMPBELL,COLLEEN	17	READING PA	2:13.13
	0:28.58 1:00.86 1:42.25 2:13.13			
21)	PLIFKA,STEPHANIE	14	SARASOTA FL	2:13.15
	0:28.28 1:02.78 1:41.90 2:13.15			
22)	LEWIS,AMY	15	St AUGUSTINE FL	2:13.19
	0:29.03 1:02.55 1:42.89 2:13.19			
23)	FREEMAN,ELIZABETH	16	NAPERVILLE IL	2:13.21
	0:28.56 1:00.94 1:41.51 2:13.21			
24)	WEISS,AMY	14	HOWARD COUNTY MD	2:13.24
	0:28.97 1:01.66 1:40.96 2:13.24			
25)	SAWYER,TRACY	17	MILWAUKEE WI	2:13.38
	0:29.46 1:04.37 1:42.61 2:13.38			
25)	BLAZIER,KATHY	18	WHEELING WV	2:13.38
	0:29.19 1:02.84 1:41.91 2:13.38			
27)	YANTZER,MISSY	17	MISSOURI ND	2:13.44
	0:28.62 1:01.80 1:42.41 2:13.44			
28)	KAMPSCHROEDER,LORI	18	NAPERVILLE IL	2:13.64
	0:28.92 1:02.85 1:42.20 2:13.64			
29)	WILBORN,LAURA	17	CHAMPAIGN IL	2:13.68
	0:29.25 1:05.43 1:43.81 2:13.68			
30)	KORY,DEBORAH	13	SAN PEDRO CA	2:13.87
	0:28.68 1:04.19 1:42.70 2:13.87			

(CONTINUED ON NEXT PAGE)

EVENT : 5 WOMEN'S 200 YARDS INDIVIDUAL MEDLEY (CONTINUED)

31) WHALEN, SUSAN 16 FANWOOD NJ 2:13.97
0:29.29 1:05.18 1:42.36 2:13.97
32) BUDNICK, JEN 15 RIDGEWOOD NJ 2:14.05
0:28.67 1:02.40 1:41.20 2:14.05
33) ELLIS, SUSAN 16 WILTON CT 2:14.11
0:28.38 1:01.19 1:42.57 2:14.11
34) PAULOS, NIKKI 14 MILWAUKEE WI 2:14.14
0:29.33 1:03.81 1:42.65 2:14.14
35) LASLO, KAREN 16 CEN CHESTER PA 2:14.15
0:29.31 1:03.80 1:43.26 2:14.15
36) BROWN, LAURA 13 CASS CTY IN 2:14.20
0:28.55 1:02.83 1:42.91 2:14.20
37) BOLIVER, MARGIE 16 CHARLOTTES. VA 2:14.48
0:29.67 1:02.18 1:42.68 2:14.48
38) QUINN, ERIN 14 NEW CANAAN CT 2:14.73
0:29.44 1:04.04 1:43.60 2:14.73
39) NENTON, MARSHA 14 NAPERVILLE IL 2:14.81
0:28.41 1:01.07 1:43.04 2:14.81
40) LEWIS, ROBIN 15 NEW HAVEN CT 2:14.82
0:28.84 1:03.26 1:42.33 2:14.82
41) REITZ, SHARON 17 OAK PARK IL 2:15.13
0:29.06 1:01.78 1:42.85 2:15.13
42) HILDEBRAND, JACKIE 16 NORTHWESTERN IL 2:15.16
0:29.88 1:04.18 1:44.11 2:15.16
43) FISHER, DANIELLE 15 SARASOTA FL 2:15.31
0:29.58 1:05.54 1:44.25 2:15.31
43) PAGANO, DANIELLE 14 WILTON CT 2:15.31
0:29.62 1:04.04 1:43.87 2:15.31
45) PUCCINELLI, LISA 17 OAK PARK IL 2:15.38
0:29.34 1:03.27 1:43.27 2:15.38
46) MCLOUGHLIN, CATHY 17 FLUSHING NY 2:15.54
0:28.72 1:02.64 1:44.23 2:15.54
47) SOLBERG, KARIN 17 ROANOKE VA 2:15.57
0:29.06 1:04.42 1:44.78 2:15.57
48) FICHTHORN, STEFANIE 13 READING PA 2:15.79
0:29.95 1:04.50 1:43.89 2:15.79
49) WELCHMAN, JANE 16 NEW CANAAN CT 2:15.85
0:29.12 1:05.25 1:44.30 2:15.85
50) ALBERS, MONICA 15 SIDNEY-SHELBY OH 2:15.91
0:29.25 1:03.44 1:44.18 2:15.91
51) TURNBULL, EFFIE 14 FORD CENTRAL MI 2:16.12
0:29.20 1:04.62 1:44.24 2:16.12
52) DENSON, DESIREE 16 JANESVILLE WI 2:16.35
0:29.13 1:02.17 1:43.99 2:16.35
53) FURBURG, HELENA 17 WINSTON-SALEM NC 2:16.44
0:29.33 1:02.54 1:44.24 2:16.44
54) ROSSI, JENNY 16 SOMERSET NJ 2:16.53
0:28.89 1:02.31 1:43.80 2:16.53
55) KING, JILL 15 CEN VIRGINA VA 2:16.57
0:29.14 1:03.39 1:43.96 2:16.57
56) PAUL, JENNY 16 MILWAUKEE WI 2:16.65
0:29.92 1:04.66 1:43.94 2:16.65
57) OLSON, JENNIFER 16 NAPERVILLE IL 2:16.74
0:29.77 1:02.12 1:43.60 2:16.74
58) DUKSTEIN, AMY 16 OAK PARK IL 2:16.82
0:29.94 1:06.14 1:45.43 2:16.82
59) COATS, RACHEL 15 OAK PARK IL 2:16.84
0:28.23 1:03.50 1:45.18 2:16.84
60) HANSEN, NATALIE 18 WESTPORT CT 2:16.97
0:29.95 1:05.45 1:46.24 2:16.97
61) HARNETT, JENNIFER 15 RIDGEWOOD NJ 2:17.21
0:29.62 1:03.98 1:46.55 2:17.21
62) DOHERTY, SHANNON 16 MELROSE MA 2:17.26
0:30.53 1:03.91 1:45.64 2:17.26
63) SIMMONS, ANNE 14 INLAND WA 2:17.28
0:30.03 1:05.04 1:45.06 2:17.28
64) GODBY, KELLY 17 BLUE ASH OH 2:17.33
0:29.85 1:03.36 1:45.83 2:17.33
65) CASTELLANOS, KIM 14 RED BANK NJ 2:17.35
0:29.87 1:04.55 1:46.19 2:17.35
66) KUCK, EVELYN 16 HUNTINGTON NY 2:17.41
0:29.69 1:05.82 1:45.07 2:17.41

(CONTINUED ON NEXT PAGE)

67) MURRAY, MARION 18 CHAPEL HILL NC 2:17.42
0:29.85 1:06.80 1:45.75 2:17.42
68) GRABAREK, BROOKE 16 NEW CANAAN CT 2:17.49
0:29.27 1:04.29 1:44.15 2:17.49
69) VAN DYKE, ALISON 15 RED BANK NJ 2:17.58
0:30.25 1:04.16 1:45.35 2:17.58
70) MARRAH, KIM 15 ANDOVER NORTH MA 2:17.61
0:29.92 1:06.34 1:45.57 2:17.61
71) MARTIN, KELLY 16 RIDGEWOOD NJ 2:17.82
0:29.72 1:04.45 1:46.63 2:17.82
72) DIBLASIO, TRACI 17 NEWARK OH 2:17.87
0:29.80 1:07.26 1:46.54 2:17.87
73) MARTINEZ, CLAUDINE 14 SAN PEDRO CA 2:17.88
0:29.92 1:04.48 1:45.18 2:17.88
74) SHEA, JULIE 15 ROANOKE VA 2:17.97
0:29.15 1:03.94 1:45.61 2:17.97
75) KOMLYN, MELISA 20 NEW CANAAN CT 2:17.99
0:29.31 1:05.64 1:46.13 2:17.99
76) JOHNSON, SUSIE 17 WESTPORT CT 2:18.00
0:29.95 1:05.31 1:45.25 2:18.00
76) WOROBEL, JANET 14 LAKELAND NJ 2:18.00
0:28.64 1:02.58 1:45.28 2:18.00
78) GEHSMANN, KORI 17 RIDGEWOOD NJ 2:18.02
0:29.03 1:05.63 1:45.56 2:18.02
79) MAI, KIM 15 MILWAUKEE WI 2:18.15
0:31.46 1:06.16 1:46.21 2:18.15
80) HERTELL, KERRY 17 FANWOOD NJ 2:18.18
0:28.04 1:03.67 1:45.03 2:18.18
80) MORRET, TRACI 17 HARRISBURG PA 2:18.18
0:29.55 1:05.06 1:47.19 2:18.18
82) NAPOLITANO, GINA 17 WILTON CT 2:18.20
0:29.54 1:02.62 1:44.74 2:18.20
83) ALVEY, JAN 16 HUNTINGTON WV 2:18.32
0:30.28 1:04.77 1:45.74 2:18.32
84) FEARON, HEIDI 13 BOISE FAMILY ID 2:18.37
0:30.32 1:07.74 1:47.73 2:18.37
85) COHEN, SHANNON 16 MILWAUKEE WI 2:18.46
0:30.21 1:07.60 1:45.87 2:18.46
86) MOODY, SUSAN 15 WINSTON-SALEM NC 2:18.47
0:29.31 1:05.44 1:45.74 2:18.47
87) BECKENSTEIN, STACEY 13 CHARLOTTES. VA 2:18.50
0:29.88 1:05.57 1:45.87 2:18.50
88) HOUCK, DONNA 13 ROCK ISLAND IL 2:18.51
0:30.28 1:05.19 1:46.32 2:18.51
89) STALNAKER, STEPHANIE 15 PARKERSBURG WV 2:18.55
0:30.03 1:04.22 1:46.96 2:18.55
90) PEREIRA, FRANCES 15 HOUSTON TX 2:18.59
0:30.49 1:07.36 1:47.63 2:18.59
90) CHESTNUTT, MISSY 17 RALEIGH NC 2:18.59
0:29.65 1:05.26 1:47.49 2:18.59
92) REINHART, DAWN 16 SOUTH TOLEDO OH 2:18.62
0:29.83 1:03.08 1:45.80 2:18.62
93) STEVENS, REBECCA 17 N MIDDLESEX CT 2:18.63
0:30.98 1:06.05 1:45.62 2:18.63
93) HESS, TONYA 14 GRAND FORKS ND 2:18.63
0:30.04 1:03.98 1:46.44 2:18.63
95) NEWLON, MAUREEN 16 NEWARK OH 2:18.71
0:27.79 1:02.23 1:44.73 2:18.71
96) TEMPLE, JENNIFER 14 HOUSTON TX 2:18.92
0:31.23 1:05.25 1:46.33 2:18.92
96) CONSIDINE, TRISH 16 RED BANK NJ 2:18.92
0:29.45 1:04.45 1:46.72 2:18.92
98) STRAUSS, ANN 17 METAIRIE LA 2:18.96
0:30.11 1:07.06 1:47.29 2:18.96
99) NEWLAND, SHAWNA 17 ANDOVER NORTH MA 2:19.08
0:30.17 1:03.01 1:47.14 2:19.08
100) SAWYER, HOLLY 13 MILWAUKEE WI 2:19.16
0:30.07 1:05.62 1:47.16 2:19.16
101) BEYER, BETH 15 RACINE WI 2:19.18
0:30.01 1:06.59 1:47.26 2:19.18
102) ALUERSON, LEIGH 16 SPARTANBURG SC 2:19.19
0:29.94 1:05.63 1:47.46 2:19.19

EVENT : 5 WOMEN 'S 200 YARDS INDIVIDUAL MEDLEY (CONTINUED)

103)	ARMSTRONG, LISA	17	CAPE ANN MA	2:19.44
	0:29.36 1:05.20	1:46.12 2:19.44		
104)	PARKE, AMY	18	EAST SUB. PA	2:19.45
	0:29.80 1:03.99	1:46.96 2:19.45		
105)	MARSHALL, TRACI	14	RED BANK NJ	2:19.63
	0:30.84 1:06.04	1:47.45 2:19.63		
106)	GROSS, SARAH	13	NAPERVILLE IL	2:19.66
	0:29.92 1:07.38	1:47.40 2:19.66		
107)	JAMISON, KATHY	14	UPPER MAIN PA	2:19.73
	0:30.90 1:07.70	1:47.91 2:19.73		
108)	CARPENTER, AMY	16	SUMMIT AREA NJ	2:19.74
	0:30.85 1:07.62	1:47.46 2:19.74		
109)	LOVELACE, MARIE	14	GASTON CTY NC	2:19.85
	0:30.36 1:06.41	1:47.24 2:19.85		
109)	JAMES, MELANIE	17	E DELAWARE PA	2:19.85
	0:30.53 1:06.77	1:47.42 2:19.85		
111)	SEAMAN, SHAWNA	15	HAMILTON NJ	2:19.87
	0:32.18 1:07.07	1:48.71 2:19.87		
112)	SCHILDT, DENISE	17	READING PA	2:19.91
	0:30.67 1:08.01	1:48.00 2:19.91		
113)	BLASTOS, SARA	16	WESTPORT CT	2:19.93
	0:28.68 1:04.54	1:45.83 2:19.93		
114)	SANDS, WENDY	17	UPPER MAIN PA	2:19.99
	0:29.80 1:06.16	1:46.22 2:19.99		
115)	DAMBRAUSKAS, CHRIS.	16	FANWOOD NJ	2:20.17
	0:29.49 1:05.66	1:48.69 2:20.17		
116)	HUGHES, DONNA	14	LEBANON CTY PA	2:20.22
	0:29.64 1:06.88	1:46.96 2:20.22		
117)	GRAHAM, JAMIE	16	HAVERHILL MA	2:20.44
	0:30.85 1:06.11	1:47.12 2:20.44		
118)	JENKINS, LISA	18	WINSTON-SALEM NC	2:20.51
	0:29.90 1:03.91	1:47.50 2:20.51		
119)	IGNACE, THEKLA	15	MILWAUKEE WI	2:20.52
	0:30.06 1:05.62	1:48.43 2:20.52		
120)	CLARK, AMY	16	FALL RIVER MA	2:20.53
	0:30.55 1:04.80	1:46.72 2:20.53		
121)	SEIP, CHRIS	16	LAS VEGAS NV	2:20.57
	0:31.75 1:09.12	1:48.71 2:20.57		
122)	MEHANNA, VANESSA	12	CUMBERLAND MD	2:20.67
	0:29.59 1:06.93	1:47.49 2:20.67		
123)	GAILEY, PAULA	17	COLLIER CTY FL	2:20.81
	0:28.99 1:05.59	1:46.57 2:20.81		
124)	CHACE, TRACEY	16	UPPER MAIN PA	2:20.83
	0:30.00 1:05.83	1:49.05 2:20.83		
125)	SAMMONS, TARA	15	DAYTON CEN. OH	2:20.85
	0:29.43 1:05.41	1:47.88 2:20.85		
126)	MCCLAIN, HOLLY	16	FAIRFIELD OH	2:20.88
	0:30.28 1:07.36	1:48.30 2:20.88		
127)	NISKANEN, NOORA	14	CHARLOTTES. VA	2:21.03
	0:30.17 1:05.39	1:47.65 2:21.03		
128)	FLYNT, KATIE	18	WINSTON-SALEM NC	2:21.11
	0:30.57 1:07.36	1:49.46 2:21.11		
129)	MCCARTY, INGER	17	SOMERSET VAL NJ	2:21.14
	0:30.39 1:06.92	1:48.67 2:21.14		
130)	GIORDANO, ANNE	16	NEW HAVEN CT	2:21.16
	0:30.57 1:05.50	1:48.51 2:21.16		
131)	BETHEM, AMY	14	READING PA	2:21.17
	0:31.02 1:07.91	1:47.49 2:21.17		
132)	MACPHERSON, LAURIE	16	GLENDALE CA	2:21.27
	0:29.21 1:07.17	1:48.99 2:21.27		
133)	MCNAMEE, MEGAN	14	UPPER MAIN PA	2:21.37
	0:30.43 1:07.56	1:49.82 2:21.37		
134)	FEOLA, JENNIFER	16	VALLEY SHORE CT	2:21.69
	0:31.75 1:06.93	1:48.25 2:21.69		
135)	GRAY, PAULA	17	BALTIMORE MD	2:21.74
	0:29.60 1:06.18	1:48.43 2:21.74		
136)	LOCKHART, MOLLY JO	12	CHAMPAIGN IL	2:21.75
	0:30.17 1:07.03	1:49.01 2:21.75		
137)	DUDZIC, SHELLEY	17	METAIRIE LA	2:21.76
	0:30.03 1:07.08	1:48.48 2:21.76		
138)	BAUER, ANGELA	15	WEST MORRIS NJ	2:21.85
	0:28.60 1:03.79	1:48.44 2:21.85		
139)	LAZARSKI, BEVERLY	15	CEN CHESTER PA	2:21.91
	0:30.38 1:05.52	1:48.69 2:21.91		
140)	ILES, KRISTA	16	CASS CTY IN	2:21.95
	0:29.33 1:05.64	1:47.58 2:21.95		
141)	VANHOUTEN, KATHY	16	FORD CENTRAL MI	2:21.96
	0:30.17 1:07.39	1:49.00 2:21.96		
142)	JARRELL, MEREDITH	15	CECIL COUNTY MD	2:22.21
	0:30.24 1:07.76	1:50.08 2:22.21		
143)	BRAND, MAURINE	15	HOUSTON TX	2:22.23
	0:29.96 1:06.88	1:48.42 2:22.23		
143)	SNOW, JENNIFER	18	INLAND WA	2:22.23
	0:31.35 1:11.28	1:50.59 2:22.23		
145)	HODGES, A. KELLER	18	ROANOKE VA	2:22.68
	0:31.04 1:05.38	1:48.36 2:22.68		
145)	INTERONE, CHRISTINE	17	DIXON FAMILY IL	2:22.68
	0:30.27 1:09.02	1:50.29 2:22.68		
147)	HERNANDEZ, VERONICA	12	GLENDALE CA	2:22.82
	0:29.86 1:09.40	1:51.24 2:22.82		
148)	JACKSON, BETH	13	FAIRFIELD OH	2:22.83
	0:29.01 1:04.15	1:49.66 2:22.83		
149)	BIERBOWER, JENNY	14	HARRISBURG PA	2:23.00
	0:30.38 1:06.63	1:50.65 2:23.00		
150)	EVANS, GYWNN	15	NEWARK OH	2:23.44
	0:31.69 1:09.90	1:50.10 2:23.44		
151)	SOLBERG, INGRID	16	ROANOKE VA	2:23.49
	0:30.86 1:07.64	1:51.02 2:23.49		
152)	HOBAN, KATIE	17	GRT SCRANTON PA	2:23.54
	0:30.37 1:05.74	1:50.17 2:23.54		
153)	MERHAR, ELAINE	13	CLEVELAND OH	2:23.59
	0:31.42 1:06.90	1:50.61 2:23.59		
154)	KRAUS, SHERI	15	MASSILLON OH	2:23.73
	0:30.92 1:09.17	1:49.07 2:23.73		
155)	TRUSK, ALISON	16	PHOENIXVILLE PA	2:23.90
	0:31.54 1:09.05	1:50.22 2:23.90		
156)	RAMSEY, JENA	16	LEXINGTON KY	2:24.00
	0:29.40 1:08.87	1:50.28 2:24.00		
157)	BEHRINGER, KATHY	17	CANTON OH	2:24.01
	0:29.69 1:07.25	1:50.65 2:24.01		
158)	WILSON, JENNIFER	14	MDI BARHARBOR ME	2:24.44
	0:30.47 1:05.71	1:48.72 2:24.44		
159)	WALSH, SUSAN	17	G NIPPERT OH	2:24.65
	0:29.94 1:10.42	1:50.52 2:24.65		
160)	PIMER, GALE	17	NEW HAVEN CT	2:25.11
	0:31.54 1:10.52	1:52.93 2:25.11		

EVENT : 6 MEN 'S 200 YARDS INDIVIDUAL MEDLEY **********
NATIONAL RECORD 1:52.10 C.TURMAN ROANOKE, VA 4-17-85
QUALIFYING FOR NATIONALS 2:05.99

PLACE	NAME	YEAR	TEAM	TRIALS	FINAL
CHAMPIONSHIP FINAL					
1)	NAMESNIK, ERIC	16	BUTLER PA	1:55.09	1:53.55
	0:24.57 0:52.90	1:25.97 1:53.55			
2)	TAYLOR, CHRIS	16	CHARLOTTES. VA	1:54.78	1:53.78
	0:25.28 0:53.61	1:27.27 1:53.78			
3)	ZITZ, JOHN	16	WILTON CT	1:54.95	1:54.49
	0:24.58 0:53.23	1:28.04 1:54.49			

(CONTINUED ON NEXT PAGE)

EVENT : 6 MEN'S 200 YARDS INDIVIDUAL MEDLEY (CONTINUED)

4)	KUSTER, STEVE	17	NEW HAVEN CT	1:56.47	1:54.60
	0:24.65 0:54.67	1:28.47 1:54.60			
5)	GWIDT, MARK	17	MILWAUKEE WI	1:55.88	1:55.45
	0:24.91 0:55.03	1:28.74 1:55.45			
6)	KALLMEYER, NEIL	18	HOUSTON TX	1:55.86	1:56.20
	0:25.48 0:56.82	1:29.36 1:56.20			
7)	SISK, THOMAS	17	GRT JOLIET IL	1:55.84	1:56.50
	0:24.90 0:54.25	1:29.38 1:56.50			
8)	CURCIO, JOSEPH	17	GRT JOLIET IL	1:56.09	1:56.51
	0:24.60 0:54.61	1:28.98 1:56.51			

CONSOLATION FINAL

9)	SHTIGMAN, EYAL	23	LAS VEGAS NV	1:57.42	1:56.51
	0:25.62 0:56.88	1:29.32 1:56.51			
10)	MILLER, RUSTY	16	NEW CANAAN CT	1:57.99	1:57.13
	0:25.51 0:54.96	1:30.13 1:57.13			
11)	MATUSZAK, MARK	16	SARASOTA FL	1:57.38	1:57.33
	0:25.53 0:55.80	1:29.29 1:57.33			
12)	BELCHER, JAMES	17	SARASOTA FL	1:56.62	1:57.81
	0:26.33 0:56.56	1:30.43 1:57.81			
13)	RUBOCKI, JOHN	17	GRT JOLIET IL	1:57.33	1:57.83
	0:25.76 0:55.52	1:29.73 1:57.83			
14)	BALLARD, MATTHEW	17	GLENDALE CA	1:56.92	1:57.84
	0:26.46 0:55.60	1:30.92 1:57.84			
15)	MACCHIA, MICHAEL	17	FLUSHING NY	1:57.35	1:58.13
	0:25.35 0:55.56	1:30.30 1:58.13			
	DELISLE, TONY	17	DAYTONA BEACH FL	1:56.85	DISQUAL

1)	TAYLOR, CHRIS	16	CHARLOTTES. VA	1:54.78
	0:25.45 0:53.78	1:27.63 1:54.78		
2)	ZITZ, JOHN	16	WILTON CT	1:54.95
	0:24.73 0:53.25	1:27.99 1:54.95		
3)	NAMESNIK, ERIC	16	BUTLER PA	1:55.09
	0:24.67 0:53.29	1:27.40 1:55.09		
4)	SISK, THOMAS	17	GRT JOLIET IL	1:55.84
	0:24.98 0:53.69	1:28.25 1:55.84		
5)	KALLMEYER, NEIL	18	HOUSTON TX	1:55.86
	0:25.88 0:57.14	1:29.36 1:55.86		
6)	GWIDT, MARK	17	MILWAUKEE WI	1:55.88
	0:25.18 0:55.07	1:28.62 1:55.88		
7)	CURCIO, JOSEPH	17	GRT JOLIET IL	1:56.09
	0:24.93 0:55.09	1:28.85 1:56.09		
8)	KUSTER, STEVE	17	NEW HAVEN CT	1:56.47
	0:24.40 0:54.72	1:29.56 1:56.47		
9)	BELCHER, JAMES	17	SARASOTA FL	1:56.62
	0:26.06 0:55.50	1:29.52 1:56.62		
10)	DELISLE, TONY	17	DAYTONA BEACH FL	1:56.85
	0:25.18 0:53.98	1:28.98 1:56.85		
11)	BALLARD, MATTHEW	17	GLENDALE CA	1:56.92
	0:24.77 0:54.36	1:29.27 1:56.92		
12)	RUBOCKI, JOHN	17	GRT JOLIET IL	1:57.33
	0:25.34 0:54.98	1:28.82 1:57.33		
13)	MACCHIA, MICHAEL	17	FLUSHING NY	1:57.35
	0:25.35 0:54.57	1:29.39 1:57.35		
14)	MATUSZAK, MARK	16	SARASOTA FL	1:57.38
	0:25.40 0:55.59	1:29.17 1:57.38		
15)	SHTIGMAN, EYAL	23	LAS VEGAS NV	1:57.42
	0:25.86 0:57.96	1:29.92 1:57.42		
16)	MILLER, RUSTY	16	NEW CANAAN CT	1:57.99
	0:25.44 0:54.78	1:30.09 1:57.99		
17)	YEAGER, THOMAS	17	ROANOKE VA	1:58.00
	0:25.18 0:54.45	1:30.43 1:58.00		
18)	OHTAKA, ATSUSHI	17	HOUSTON TX	1:58.52
	0:25.74 0:56.79	1:30.44 1:58.52		
19)	DEFAUW, RONALD	17	JANESVILLE WI	1:58.80
	0:25.25 0:54.35	1:30.69 1:58.80		
20)	IMEMBA, EUGENE	17	RED BANK NJ	1:58.92
	0:25.62 0:55.14	1:29.87 1:58.92		
21)	SCHAETZ, DAN	16	WAUKESHA WI	1:59.10
	0:24.53 0:55.45	1:29.41 1:59.10		
22)	PEREZ, TOMAS	17	STAUNTON VA	1:59.15
	0:24.89 0:55.89	1:30.67 1:59.15		
23)	DIXON, HERB	17	SARASOTA FL	1:59.30
	0:26.03 0:57.86	1:31.89 1:59.30		
24)	WHARTON, DOUGLAS	16	N E LYONS OH	1:59.65
	0:26.35 0:56.96	1:31.08 1:59.65		
25)	GREEN, DAVID	18	CHAMPAIGN IL	1:59.71
	0:25.40 0:55.64	1:30.97 1:59.71		
26)	NORGALIS, JAMES	16	SOMERSET VAL NJ	1:59.98
	0:26.05 0:58.11	1:32.36 1:59.98		
27)	GRAULICH, DAVID	17	HUNTINGTON NY	2:00.10
	0:26.00 0:59.26	1:31.87 2:00.10		
28)	WHOWELL, TOM	16	MILWAUKEE WI	2:00.19
	0:25.70 0:56.04	1:31.74 2:00.19		
29)	LUBECK, CHRISTOPHER	18	WILTON CT	2:00.20
	0:26.05 0:56.94	1:30.90 2:00.20		
30)	DUTTENHOFER, STEVE	16	SUMMIT AREA NJ	2:00.28
	0:25.84 0:56.59	1:32.68 2:00.28		
31)	LINGE, CHRIS	17	DAYTONA BEACH FL	2:00.55
	0:24.89 0:54.46	1:31.31 2:00.55		
32)	LEDFORD, LARRY	17	RALEIGH NC	2:00.90
	0:26.10 0:56.92	1:33.26 2:00.90		
33)	MILLER, JASON	15	NEW CANAAN CT	2:00.94
	0:26.08 0:57.60	1:32.25 2:00.94		
34)	HUNT, BRETT	18	BOISE FAMILY ID	2:01.04
	0:26.30 0:58.55	1:33.00 2:01.04		
35)	JONES, ANDY	16	UPPER MAIN PA	2:01.11
	0:26.06 0:57.27	1:32.97 2:01.11		
36)	BENNETT, DAVID	16	WALLINGFORD CT	2:01.24
	0:25.20 0:56.06	1:32.82 2:01.24		
37)	KAMMER, SCOTT	15	MILWAUKEE WI	2:01.76
	0:26.98 0:58.89	1:33.36 2:01.76		
37)	THORP, SCOTT	18	MT VERNON OH	2:01.76
	0:26.01 0:57.63	1:32.23 2:01.76		
39)	MCELWAIN, ROB	17	ROCHESTER MI	2:01.77
	0:26.13 0:57.83	1:32.31 2:01.77		
40)	PRIESTER, PJ	16	BLOOMINGTON IL	2:01.82
	0:25.88 0:57.51	1:32.84 2:01.82		
41)	BACHMAN, KEVIN	16	WILMINGTON NC	2:01.97
	0:25.44 0:57.42	1:32.86 2:01.97		
42)	RUBOCKI, JEFF	15	GRT JOLIET IL	2:02.03
	0:25.80 0:57.00	1:32.24 2:02.03		
43)	CALLENDER, SEAN	17	RALEIGH NC	2:02.04
	0:26.49 0:58.31	1:33.93 2:02.04		
44)	HAMILTON, ED	17	FANWOOD NJ	2:02.06
	0:26.13 0:57.78	1:33.54 2:02.06		

(CONTINUED ON NEXT PAGE)

EVENT : 6 MEN'S 200 YARDS INDIVIDUAL MEDLEY (CONTINUED)

45)	CARMOSINO, VINCE	17	PARKERSBURG WV	2:02.07
	0:26.73 0:58.99	1:33.09 2:02.07		
46)	GAUCH, GARY	18	MELROSE MA	2:02.08
	0:26.19 0:58.58	1:32.57 2:02.08		
47)	DELUCA, LANCE	14	FANWOOD NJ	2:02.14
	0:26.66 0:57.90	1:34.41 2:02.14		
48)	LOCKYER, ROCH	17	NEW HAVEN CT	2:02.15
	0:26.34 0:56.78	1:32.56 2:02.15		
49)	MCKEEHEN, JOHN	17	STATE COLLEGE PA	2:02.16
	0:26.25 0:58.12	1:32.90 2:02.16		
50)	BURDA, AARON	15	GLENDALE CA	2:02.26
	0:27.74 0:57.77	1:34.77 2:02.26		
51)	SAWIN, CURT	15	SOMERSET VAL NJ	2:02.44
	0:25.98 0:56.60	1:33.85 2:02.44		
52)	THOELKE, JASON	16	WESTPORT CT	2:02.45
	0:25.92 0:58.13	1:34.19 2:02.45		
53)	DORSEY, RICHARD	18	FREDERICKSBURG V	2:02.51
	0:25.68 0:58.10	1:33.70 2:02.51		
54)	HIRAYAMA, MARK	17	GRT SEATTLE WA	2:02.52
	0:26.90 0:58.44	1:33.21 2:02.52		
55)	SHIM, PETER	15	GLENDALE CA	2:02.66
	0:27.34 0:59.88	1:34.44 2:02.66		
56)	MOSTELLER, DOUG	17	CEN CHESTER PA	2:02.73
	0:26.27 0:58.69	1:34.59 2:02.73		
57)	O'BOYLE, JOHN	18	LAKELAND NJ	2:02.76
	0:26.73 0:59.19	1:33.42 2:02.76		
58)	STUART, PAUL	18	NEW CANAAN CT	2:02.79
	0:26.09 0:58.20	1:34.09 2:02.79		
59)	HARRIS, WILLIAM	16	DARIEN CT	2:02.90
	0:26.38 0:57.55	1:34.03 2:02.90		
60)	MICHEL, ALEX	16	NEW CANAAN CT	2:03.04
	0:25.76 0:55.56	1:33.55 2:03.04		
61)	BALSAMO, MICHAEL	17	FLUSHING NY	2:03.09
	0:27.55 0:59.36	1:33.74 2:03.09		
61)	FOSTER, DUSTIN	14	GRT LOWELL MA	2:03.09
	0:26.90 0:59.92	1:34.70 2:03.09		
61)	RAD, ARIEL	15	RED BANK NJ	2:03.09
	0:27.49 0:57.12	1:34.42 2:03.09		
64)	BRENT, MICHELL	17	TOPEKA KS	2:03.41
	0:26.92 0:57.45	1:33.81 2:03.41		
65)	NIGL, CHAD	17	OSHKOSH WI	2:03.61
	0:26.46 0:58.54	1:34.43 2:03.61		
66)	FELIX, SCOTT	17	RED BANK NJ	2:03.69
	0:26.64 0:59.66	1:34.75 2:03.69		
67)	KROUPA, ANDY	18	COLLIER CTY FL	2:03.73
	0:25.55 0:57.20	1:35.06 2:03.73		
68)	JEFFREY, TODD	17	NEWARK OH	2:03.77
	0:27.02 0:58.36	1:34.85 2:03.77		
68)	HERR, LARRY	16	KOKOMO IN	2:03.77
	0:26.95 0:58.12	1:34.09 2:03.77		
70)	TOBUREN, WILL	15	WINSTON-SALEM NC	2:03.79
	0:26.75 0:57.82	1:34.69 2:03.79		
71)	WOSICK, STEVE	16	SOUTH BEND IN	2:03.82
	0:27.73 0:59.19	1:35.44 2:03.82		
72)	ZELLER, MARK	17	NEW HAVEN CT	2:03.91
	0:26.00 0:58.67	1:36.14 2:03.91		
73)	LIPSCOMB, CHRIS	16	HOUSTON TX	2:03.95
	0:26.27 0:57.48	1:34.80 2:03.95		
74)	RAIN, STEVE	17	MONTGOMERY AL	2:04.06
	0:26.12 0:56.48	1:34.10 2:04.06		
75)	COX, JOHN	15	HOUSTON TX	2:04.11
	0:27.18 0:59.60	1:34.10 2:04.11		
76)	FERGUSON, CHAN	15	HUNTINGTON WV	2:04.14
	0:26.31 0:58.93	1:35.33 2:04.14		
77)	FORREST, BRIAN	15	VINELAND NJ	2:04.23
	0:25.99 0:58.81	1:34.25 2:04.23		
78)	RAGLAND, JOHN	16	WAUKESHA WI	2:04.27
	0:25.84 0:58.91	1:34.48 2:04.27		
79)	BACH, KEVIN	17	BLUE ASH OH	2:04.30
	0:26.41 0:59.00	1:35.25 2:04.30		
80)	MCMULLEN, TIM	16	CLAY-PLATTE MO	2:04.48
	0:26.99 0:58.57	1:36.13 2:04.48		
81)	VITRELLA, DAVE	16	NEW CANAAN CT	2:04.52
	0:27.04 1:00.25	1:36.53 2:04.52		
82)	HAZARD, MIKE	18	CORTLAND CTY NY	2:04.57
	0:26.38 0:58.27	1:34.80 2:04.57		
83)	FITZGERALD, JOHN	17	RAPID CITY SD	2:04.68
	0:26.47 0:57.52	1:35.12 2:04.68		
84)	KRAMER, MIKE	17	ROCK ISLAND IL	2:04.86
	0:27.19 1:00.24	1:35.04 2:04.86		
85)	GROSS, DAN	16	WAUKESHA WI	2:05.02
	0:25.46 0:57.43	1:34.57 2:05.02		
86)	RAD, JULIAN	16	RED BANK NJ	2:05.14
	0:27.48 1:00.63	1:36.13 2:05.14		
87)	SHIBER, JOE	18	E DELAWARE PA	2:05.30
	0:26.81 1:00.67	1:35.38 2:05.30		
88)	GLICKMAN, ADAM	16	RIDGEWOOD NJ	2:05.38
	0:25.96 0:58.95	1:35.28 2:05.38		
89)	KEIFFER, KEVIN	18	ROCK ISLAND IL	2:05.86
	0:25.82 0:57.77	1:35.55 2:05.86		
90)	CHIPMAN, CHIP	17	MONTGOMERY AL	2:06.02
	0:26.76 0:59.48	1:37.41 2:06.02		
91)	HENDRICKSON, KENNITH	18	BATTLE CREEK MI	2:06.21
	0:25.43 0:57.23	1:36.17 2:06.21		
92)	LAYNE, ALLEN	15	WILTON CT	2:06.36
	0:27.92 1:01.17	1:37.16 2:06.36		
93)	SEGO, GREG	17	NAPERVILLE IL	2:06.46
	0:27.73 0:59.38	1:35.38 2:06.46		
94)	SPELKE, JON	18	NEW CANAAN CT	2:06.75
	0:26.96 0:59.17	1:36.82 2:06.75		
95)	KIMPTON, MIKE	17	ASHTABULA OH	2:07.37
	0:26.91 0:58.93	1:38.65 2:07.37		
96)	RADEL, TODD	14	G NIPPERT OH	2:07.64
	0:27.09 1:01.86	1:36.67 2:07.64		
97)	KRAMER, KEN	18	LOUISVILLE OH	2:07.73
	0:27.21 1:00.95	1:38.38 2:07.73		
98)	VALYO, JAY	18	HAMILTON NJ	2:07.79
	0:27.37 0:59.42	1:37.21 2:07.79		
99)	WHITTEN, RUSSELL	18	PALISADES CA	2:07.95
	0:27.43 1:00.36	1:37.84 2:07.95		
100)	SIEGEL, CRAIG	17	FREEHOLD NJ	2:08.25
	0:27.13 0:59.93	1:37.35 2:08.25		
101)	STANKOV, NED	15	MANSFIELD OH	2:08.35
	0:26.22 0:59.08	1:38.10 2:08.35		
102)	BRERETON, STUART	16	GRT SCRANTON PA	2:08.77
	0:27.95 1:00.43	1:37.71 2:08.77		
103)	POKRZYWINSKI, CHRIS	17	S E FAMILY IN	2:08.82
	0:26.68 1:03.90	1:38.11 2:08.82		
104)	GUERARRA, DANIEL	16	FAIRFIELD CT	2:08.99
	0:27.52 1:01.52	1:38.88 2:08.99		
105)	HOLEC, TODD	15	NEW HAVEN CT	2:09.04
	0:26.28 0:58.93	1:36.44 2:09.04		
106)	SPRINGER, DOUG	17	AUBURN NY	2:09.55
	0:26.59 1:00.33	1:39.62 2:09.55		

EVENT : 7 WOMEN'S 50 YARDS FREESTYLE **********

NATIONAL RECORD 0:23.48 C.LAING SARASOTA,FL 4-20-82

QUALIFYING FOR NATIONALS 0:26.19

PLACE	NAME	YEAR	TEAM	TRIALS	FINAL
CHAMPIONSHIP FINAL					
1)	PORTER, STACEY	16	WILTON CT	0:23.65	0:23.65
2)	HENDRICKS, HEIDI	17	CASS CTY IN	0:24.02	0:23.78
3)	CHAMPNEY, DENA	15	SARASOTA FL	0:24.11	0:23.80

(CONTINUED ON NEXT PAGE)

EVENT : 7 WOMEN'S 50 YARDS FREESTYLE (CONTINUED)

4)	KLEIDERLEIN, JANE	18	UPPER MAIN PA	0:23.74	0:23.82
5)	HESP, JENNIFER	18	BEAVERCREEK OH	0:24.20	0:23.87
6)	FISHER, ANDREA	14	MORRIS CENTER NJ	0:24.18	0:24.01
7)	STAVER, STACEY	15	READING PA	0:24.19	0:24.06
8)	KIDDOO, ANNE	17	CHAMPAIGN IL	0:24.30	0:24.23

CONSOLATION FINAL

9)	MCROBERTS, HEATHER	16	NAPERVILLE IL	0:24.46	0:24.36
10)	KLEIDERLEIN, HOLLY	12	UPPER MAIN PA	0:24.30	0:24.42
11)	KENNEDY, DANA	17	ROCHESTER MI	0:24.51	0:24.43
12)	SADLER, JENNY	15	N SUBURBAN IL	0:24.38	0:24.46
13)	PRANGER, BARB	17	ROCK ISLAND IL	0:24.48	0:24.52
14)	GARTH, CHRISTY	13	SOMERSET NJ	0:24.56	0:24.64
15)	LEDELL, JENNIFER	17	KEENE FAMILY NH	0:24.74	0:24.71
16)	SMITH, SARAH	15	OAK PARK IL	0:24.78	0:25.24

1)	PORTER, STACEY	16	WILTON CT	0:23.65
2)	KLEIDERLEIN, JANE	18	UPPER MAIN PA	0:23.74
3)	HENDRICKS, HEIDI	17	CASS CTY IN	0:24.02
4)	CHAMPNEY, DENA	15	SARASOTA FL	0:24.11
5)	FISHER, ANDREA	14	MORRIS CENTER NJ	0:24.18
6)	STAVER, STACEY	15	READING PA	0:24.19
7)	HESP, JENNIFER	18	BEAVERCREEK OH	0:24.20
8)	KIDDOO, ANNE	17	CHAMPAIGN IL	0:24.30
9)	KLEIDERLEIN, HOLLY	12	UPPER MAIN PA	0:24.30
10)	SADLER, JENNY	15	N SUBURBAN IL	0:24.38
11)	MCROBERTS, HEATHER	16	NAPERVILLE IL	0:24.46
12)	PRANGER, BARB	17	ROCK ISLAND IL	0:24.48
13)	KENNEDY, DANA	17	ROCHESTER MI	0:24.51
14)	GARTH, CHRISTY	13	SOMERSET NJ	0:24.56
15)	LEDELL, JENNIFER	17	KEENE FAMILY NH	0:24.74
16)	SMITH, SARAH	15	OAK PARK IL	0:24.78
17)	HILLE, CHRISTINE	17	FANWOOD NJ	0:24.79
18)	MCSHANE, CLARE	16	MORRIS CENTER NJ	0:24.82
19)	STUBIN, JAN	15	CHARLOTTES. VA	0:24.86
20)	NETTLES, BRANDY	14	CORTLAND CTY NY	0:24.87
21)	HORNE, HEATHER	16	ROCHESTER MI	0:24.92
22)	FERRANTI, AMY	14	EAST HARTFORD CT	0:24.93
23)	GREENLEY, ALISON	17	NAPERVILLE IL	0:24.94
23)	HASSINGER, KRISTIN	13	CHAMPAIGN IL	0:24.94
25)	NEWNAM, RUTH	16	CHAPEL HILL NC	0:24.98
26)	SOMMER, MICHELE	17	WHEELING WV	0:25.00
27)	REIMER, DENISE	16	ALLENTOWN PA	0:25.01
28)	COLL, BRIDGET	17	PARKSIDE NY	0:25.04
29)	SOLAKOFF, NOREEN	18	OLD COLONY Y MA	0:25.05
30)	FINGALSON, STACY	14	KNOXVILLE TN	0:25.11
31)	SHEFFIELD, NATALIE	14	NAPERVILLE IL	0:25.12
32)	FISCHER, LAURA	16	BIRMINGHAM MI	0:25.13
33)	RAMERT, DONETTA	15	OAK PARK IL	0:25.14
33)	DEPUTY, LAURIE	15	STAUNTON VA	0:25.14
35)	GOLD, JENNY	17	SOMERSET VAL NJ	0:25.16
36)	HILLIARD, MARSHA	13	MILWAUKEE WI	0:25.17
37)	DERSTINE, JENNIFER	14	UPPER BUCKS PA	0:25.20
37)	HOLTHUSEN, JENNA	15	RED BANK NJ	0:25.20
37)	ACKERMANN, MARY	15	ROCK ISLAND IL	0:25.20
40)	MULLIGAN, TRISH	18	UPPER MAIN PA	0:25.25
41)	MILLS, STACY	16	BEAVERCREEK OH	0:25.27
42)	THOMAS, ELAINE	17	HOUSTON TX	0:25.28
42)	KABANUK, KRINA	15	FARGO ND	0:25.28
44)	RIPPERGER, LISA	18	FORD CENTRAL MI	0:25.32
45)	WOHLUST, ALISON	17	TOWSON MD	0:25.34
46)	CRUZ, KEIRA	16	LAKELAND NJ	0:25.35
47)	GREGORY, KATHY	13	RIDGEWOOD NJ	0:25.36
47)	OECHSLI, LAUREN	17	MORRIS CENTER NJ	0:25.36
49)	PFALTZGRAFF, SUZANNE	15	UPPER MAIN PA	0:25.37
49)	TAPPER, BECKY	16	LAS VEGAS NV	0:25.37
51)	LAMOUREAUX, DENISE	15	GLENDALE CA	0:25.38
52)	BOSTON, SHELLY	16	PARKERSBURG WV	0:25.39
53)	WHITE, KRISTEN	16	HOUSTON TX	0:25.40
53)	BAK, JACKIE	17	YOUNGSTOWN OH	0:25.40
53)	STILLINGER, KAY	17	BOISE FAMILY ID	0:25.40
56)	MARRS, ABBE	16	CEN CHESTER PA	0:25.42
56)	SILK, JANICE	18	DORCHESTER MA	0:25.42
58)	GOBRECHT, MISSY	12	HARRISBURG PA	0:25.43
59)	BURCH, CHRISTINA	13	ANNE ARUNDEL MD	0:25.44
60)	MAGEE, MEGAN	15	FANWOOD NJ	0:25.46
60)	FITZGIBBONS, PATRICIA	18	FLUSHING NY	0:25.46
62)	GARDNER, MEREDITH	16	WINSTON-SALEM NC	0:25.48
63)	ANGELOTTI, NICHOLE	14	SARASOTA FL	0:25.53
63)	TREADO, JENNY	15	FORD CENTRAL MI	0:25.53
63)	PREMO, DANNIELLE	14	LA CROSSE WI	0:25.53
66)	PLUME, AMY	17	HAGERSTOWN MD	0:25.54
66)	SOMMER, JULIE	14	WHEELING WV	0:25.54
66)	CLEVENGER, TARA	14	CLERMONT CTY. OH	0:25.54
66)	WEAVER, JULIE	13	S E FAMILY IN	0:25.54
70)	BOWEN, AMY	17	WEST MORRIS NJ	0:25.55
71)	HOAG, ERRIN	12	SARASOTA FL	0:25.56
72)	RANCH, LEA	14	EAST VALLEY CA	0:25.57
72)	LYNCH, SHANNON	14	LEXINGTON KY	0:25.57
74)	WILTON, DEIRDRE	16	SOMERSET NJ	0:25.58
75)	O'DONNELL, JENNIFER	15	KNOXVILLE TN	0:25.59
76)	HARDIN, STACY	13	HAGERSTOWN MD	0:25.61
77)	FEEHERY, ALICIA	14	E DELAWARE PA	0:25.62
77)	REINECKE, SHERYL	17	BEVERLY MA	0:25.62
77)	MASHETER, PENNY	15	MORRIS CENTER NJ	0:25.62
80)	ROBINSON, HEIDI	17	LEXINGTON KY	0:25.63
81)	COUNARD, CAPPY	16	OSHKOSH WI	0:25.64
81)	CLAIR, AMANDA	15	LANCASTER PA	0:25.64
83)	BODY, CHRISTINE	15	NAPERVILLE IL	0:25.65
83)	HARNETT, JENNIFER	15	RIDGEWOOD NJ	0:25.65
83)	REBERGER, DIANE	15	BOISE FAMILY ID	0:25.65
86)	KOLBA, STACEY	17	SUMMIT AREA NJ	0:25.66
86)	STROUS, LARRAINE	13	COL PICKAWAY OH	0:25.66
88)	HARTLEY, JOANNA	16	MARIETTA OH	0:25.67
88)	MARTIN, MARIA	14	HOWARD COUNTY MD	0:25.67
90)	COOK, TRACY	17	CHARLOTTES. VA	0:25.69
91)	BUSH, KAMI	17	LAS VEGAS NV	0:25.71
91)	RICHARDS, DEBBY	16	LAKE REGION IL	0:25.71
91)	WITTROCK, DEBBIE	14	BIRMINGHAM MI	0:25.71
94)	BEELER, MEGHAN	14	RIDGEWOOD NJ	0:25.73
95)	HEER, DEIDVE	18	NORTH CANTON OH	0:25.75
96)	SCHEFFEL, TANIA	16	SOMERSET VAL NJ	0:25.76
96)	SCHIRACK, SHANNON	17	CANTON OH	0:25.76
98)	WILKINSON, KATHY	16	COLLIER CTY FL	0:25.77
98)	MUELLER, KRISTIE	12	CHAMPAIGN IL	0:25.77
100)	THURSTON, RACHEL	13	CHAMPAIGN IL	0:25.79
101)	CLAIBORN, ALEXIS	14	NEW HAVEN CT	0:25.80
101)	BIESECKER, ANNA	14	WINSTON-SALEM NC	0:25.80
103)	AGUIRRE, JEANNIE	16	BOISE FAMILY ID	0:25.81
104)	FARRAND, SANDRA	16	APPLETON WI	0:25.83
104)	CLAIBORN, HOLLEY	17	NEW HAVEN CT	0:25.83
106)	FROEBEL, CHRISSY	16	NORTH CANTON OH	0:25.84
107)	EDELMAN, SARI	17	FLUSHING NY	0:25.85
107)	LAMONTAGNE, JENNIFER	13	GRT LOWELL MA	0:25.85
107)	HUGHES, SHEILA	13	RALEIGH NC	0:25.85
110)	TIMBERS, BRIDGET	18	TRUMBULL CTY OH	0:25.86
111)	SCHMIDT, SUSAN	16	BUTLER PA	0:25.87
112)	DWANE, MARY ELLEN	15	SOMERSET VAL NJ	0:25.88
113)	FRERICHS, SARAH	14	SIOUX FALLS SD	0:25.89
114)	TORNATORE, JEANNIE	15	SOMERSET VAL NJ	0:25.93

(CONTINUED ON NEXT PAGE)

EVENT : 7 WOMEN 'S 50 YARDS FREESTYLE (CONTINUED)

114)	MCGILLICUDDY, KATHY	16	GRT BOSTON MA	0:25.93
114)	FANNING, HEATHER	16	CEN CHESTER PA	0:25.93
114)	GLOSOWSKI, KISANDRA	17	HARRISBURG PA	0:25.93
118)	BAILEY, HEATHER	16	AKRON MET OH	0:25.94
118)	DAVID, AMY	15	CASS CTY IN	0:25.94
120)	BAZINET, AMY	16	WATERTOWN NY	0:25.95
121)	MACKENZIE, ANNIE	13	WILTON CT	0:25.96
121)	STROYLS, BO	16	G NIPPERT OH	0:25.96
123)	SAUL, JENNIFER	14	ELYRIA OH	0:25.98
124)	DESOCIO, NICKI	17	AUBURN NY	0:25.99
125)	FICHTHORN, STEFANIE	13	READING PA	0:26.00
125)	VANLANDINGHAM, LISA	16	ROANOKE VA	0:26.00
127)	LETCH, DEBBIE	17	MELROSE MA	0:26.04
128)	SUDUIKO, ERIKA	14	ANDOVER NORTH MA	0:26.05
129)	ARMSTRONG, LISA	17	CAPE ANN MA	0:26.06
129)	MARTUCCI, MARY	16	GLENWOOD PA	0:26.06
131)	DEVINE, MAUREEN	15	FREDERICKSBURG V	0:26.08
131)	RICHTER, LORI	15	N SUBURBAN IL	0:26.08
131)	GREEN, KELLI	15	MASSILLON OH	0:26.08
134)	HEMINGWAY, SONYA	17	MILLVILLE NJ	0:26.09
134)	BEYER, BETH	15	RACINE WI	0:26.09
136)	MEYS, KAREN	16	FLUSHING NY	0:26.10
136)	KEPLER, CINDY	14	BELLEFONTE PA	0:26.10
136)	DRAMINSKI, PATRICE	16	HOWARD COUNTY MD	0:26.10
139)	BACHER, MICHELE	18	G NIPPERT OH	0:26.13
139)	LODDE, DYAN	15	KOKOMO IN	0:26.13
141)	MILLETTE, ANDREA	14	FAIRFIELD OH	0:26.14
141)	JONES, ALI	15	DAYTON N.W. OH	0:26.14
143)	ELLIS, JANE	17	TOMS RIVER NJ	0:26.16
143)	ANDERSON, CLAIRE	14	NEW CANAAN CT	0:26.16
145)	DEGRAAF, AMY	14	KALAMAZOO MI	0:26.17
145)	CRAWFORD, CARRIE	13	HOUSTON TX	0:26.17
145)	POWELL, MICHELLE	14	CHARLOTTES. VA	0:26.17
148)	WATERMAN, SUMMER	15	SARASOTA FL	0:26.18
149)	CAPRI, PATTI	15	WESTFIELD NJ	0:26.20
150)	BROWN, LISA	17	HAGERSTOWN MD	0:26.21
150)	HUPP, ANSIE	13	COLUMBUS OH	0:26.21
152)	ZIVIC, AMY	15	NASHUA NH	0:26.22
152)	BROOKS, DAWN	15	HOUSTON TX	0:26.22
154)	DUPONT, KARA	15	GREEN BAY WI	0:26.24
154)	RUBERTO, LINDA	18	HAMILTON NJ	0:26.24
156)	HINES, STEPHANIE	15	NAPERVILLE IL	0:26.25
157)	WILLKE, JULIE	14	FAIRFIELD OH	0:26.26
157)	BRUEY, MISSY	16	CANTON OH	0:26.26
159)	SCHWERZLER, LAURA	17	NORTH CANTON OH	0:26.27
160)	WIKANDER, KELLY	17	WEST MORRIS NJ	0:26.28
161)	BEARD, LEEANNE	14	SARASOTA FL	0:26.29
162)	RUSTER, MOLLY	13	KALAMAZOO MI	0:26.30
162)	WRIGHT, BRANDEIS	14	WESTFIELD NJ	0:26.30
164)	NAGINEY, JULIE	17	STATE COLLEGE PA	0:26.31
164)	SNYDER, ROBYN	17	RED BANK NJ	0:26.31
166)	MAJERNIK, AMY	15	TRUMBULL CTY OH	0:26.32
166)	BULTEMEIER, MARCI	16	S E FAMILY IN	0:26.32
166)	NOVOTNY, MEG	14	BLOOMINGTON IL	0:26.32
169)	LEWY, JACQUELINE	15	MDI BARHARBOR ME	0:26.34
170)	CHACE, TRACEY	16	UPPER MAIN PA	0:26.36
171)	ANDREWS, JULIE	18	ANNE ARUNDEL MD	0:26.37
171)	GOLSKI, KATHLEEN	17	ELYRIA OH	0:26.37
173)	ADAMS, JULIE	16	NORTHWESTERN IL	0:26.39
173)	FOX, MICHELE	17	ANDOVER NORTH MA	0:26.39
175)	REID, KATHY	13	FAIRFIELD CT	0:26.40
175)	WHITING, SUE	15	DEER PATH NJ	0:26.40
177)	CASSENS, LORI	15	NORTH CANTON OH	0:26.42
178)	ROGERS, JULIE	15	AKRON MET OH	0:26.43
179)	HISCHKE, AIMEE	17	ROCHESTER MI	0:26.44
179)	TONASZUCK, LISA	17	GRT BOSTON MA	0:26.44
181)	DINGES, JANE	15	SPRINGFIELD IL	0:26.47
182)	SNYDER, KELLY	13	SARASOTA FL	0:26.48
183)	BALLOU, GWEN	16	KEENE FAMILY NH	0:26.49
184)	ROBINSON, CHERYL	17	MIDDLETOWN OH	0:26.50
185)	COLBERG, KRISTEN	16	HARRISBURG PA	0:26.51
186)	BABCOCK, RENEE	14	MICHIGAN CITY IN	0:26.52
187)	LIGHT, LISA	16	ASHTABULA OH	0:26.53
187)	GAERTNER, JULIA	15	SOUTH SHORE IL	0:26.53
187)	ANDREWS, BECKY	13	ANNE ARUNDEL MD	0:26.53
190)	CHURINS, ALLYSON	16	BATH AREA ME	0:26.54
190)	WOELFEL, KAREN	15	HAVERHILL MA	0:26.54
192)	WILSON, LORI	12	BLUE ASH OH	0:26.55
192)	LYON, AMMEE	15	NAPERVILLE IL	0:26.55
194)	BLANK, MOLLY	15	ROCHESTER MI	0:26.56
195)	MAYER, JACI	18	LANCASTER PA	0:26.58
196)	FORD, AMY	17	ANDOVER NORTH MA	0:26.59
197)	POWELL, TONYA	17	CHARLOTTES. VA	0:26.70
198)	MAYLOR, DINA	16	MASSILLON OH	0:26.74
199)	ASHLEY, KATE	15	PRINCETON NJ	0:26.76
200)	KNECHT, ELLEN	18	GRT WILKES PA	0:26.77
201)	WEEKES, STEPHANIE	17	HUNTINGTON NY	0:26.78
202)	WACKER, TRICIA	17	GRAND FORKS ND	0:26.81
203)	KRAUS, SHERI	15	MASSILLON OH	0:26.83
204)	HOCKENSMITH, JENN.	14	HANOVER PA	0:26.85
205)	BECK, SHERRY	15	ROME FAMILY NY	0:26.91
205)	DOLAN, CHRISTINA	15	BALTIMORE MD	0:26.91
207)	KISSELL, STEPHANIE	13	OIL CITY PA	0:26.98
208)	HARRINGTON, KELLI	12	ROCKLAND NY	0:27.00
209)	CRUSE, JENNI	17	MIDDLETOWN OH	0:27.08
210)	GEHRKEN, SOLVEIG	16	HIGH RIDGE IL	0:27.26
211)	POOL, TRACEY	14	ANDOVER NORTH MA	0:27.35
212)	HOYER, LENI	17	MASSILLON OH	0:27.42
213)	HOLLAND, HEATHER	14	SOUTHINGTON CT	0:27.48
	BAUER, ANGELA	15	WEST MORRIS NJ	DISQUAL
	FOSTER, MICHELLE	18	AUBURN ME	

EVENT : 8 MEN'S 50 YARDS FREESTYLE **********

NATIONAL RECORD 0:20.89 L.BLOCH RARITAN BAY,NJ 4-17-85

QUALIFYING FOR NATIONALS 0:23.19

PLACE	NAME	YEAR	TEAM	TRIALS	FINAL
CHAMPIONSHIP FINAL					
1)	JACKSON, TIM	17	MILWAUKEE WI	0:21.12	0:20.64 **
** NATIONAL RECORD					
2)	WOODS, HILTON	18	ROCHESTER MI	0:20.82	0:20.78
3)	TULL, GREG	18	PHOENIXVILLE PA	0:21.08	0:21.15
4)	REES, GREG	17	POTTSTOWN PA	0:21.32	0:21.16
5)	HARRIS PAUL	16	CHARLOTTES. VA	0:21.41	0:21.38
6)	WEBER, AARON	17	FANWOOD NJ	0:21.27	0:21.43
7)	FOX, DAVID	16	RALEIGH NC	0:21.37	0:21.58
8)	SMID, SCOTT	17	MISSOURI ND	0:21.37	0:21.62
CONSOLATION FINAL					
9)	CUNNINGHAM, GREG	18	SHENANGO PA	0:21.49	0:21.41
10)	NORTH, MITCH	17	HOUSTON TX	0:21.60	0:21.42
11)	WELCH, ROBERT	18	PARKERSBURG WV	0:21.57	0:21.46
12)	SLOCUM, DAVID	17	HOUSTON TX	0:21.62	0:21.47
13)	SEDLAK, MARK	15	NEW CANAAN CT	0:21.42	0:21.55
14)	SIMON, TOM	16	AUBURN NY	0:21.45	0:21.60
15)	MULLANEY, STEPHEN	18	HAMDEN CT	0:21.64	0:21.62
16)	DEGROOT, JOHN	16	HOUSTON TX	0:21.51	0:21.64

1)	WOODS, HILTON	18	ROCHESTER MI	0:20.82
2)	TULL, GREG	18	PHOENIXVILLE PA	0:21.08
3)	JACKSON, TIM	17	MILWAUKEE WI	0:21.12
4)	WEBER, AARON	17	FANWOOD NJ	0:21.27
5)	REES, GREG	17	POTTSTOWN PA	0:21.32
6)	FOX, DAVID	16	RALEIGH NC	0:21.37
6)	SMID, SCOTT	17	MISSOURI ND	0:21.37
8)	HARRIS PAUL	16	CHARLOTTES. VA	0:21.41
9)	SEDLAK, MARK	15	NEW CANAAN CT	0:21.42
10)	SIMON, TOM	16	AUBURN NY	0:21.45
11)	CUNNINGHAM, GREG	18	SHENANGO PA	0:21.49
12)	DEGROOT, JOHN	16	HOUSTON TX	0:21.51
13)	WELCH, ROBERT	18	PARKERSBURG WV	0:21.57
14)	NORTH, MITCH	17	HOUSTON TX	0:21.60
15)	SLOCUM, DAVID	17	HOUSTON TX	0:21.62
16)	MULLANEY, STEPHEN	18	HAMDEN CT	0:21.64
17)	ARDELEAN, ERIK	17	NORTH CANTON OH	0:21.67
17)	MEEHAN, DENNIS	16	RALEIGH NC	0:21.67
19)	HARTMANN, RAINER	16	CLAY-PLATTE MO	0:21.68
20)	RITTER, WADE	18	MISSOURI ND	0:21.70
20)	LEUBNER, DERYL	17	AURORA IL	0:21.70
22)	JOHNSON, ERIC	17	UPPER MAIN PA	0:21.74
23)	BRENDE, FRED	19	GLENDALE CA	0:21.84
24)	CALLIS, PAUL	17	EAST HARTFORD CT	0:21.85
24)	BREEDEN, MIKE	17	PARKERSBURG WV	0:21.85
24)	GREGORY, SCOTT	16	BLUE ASH OH	0:21.85
27)	HECK, DAVE	.1	MILWAUKEE WI	0:21.94
28)	POPP, THOMAS	18	GRT JOLIET IL	0:21.96
29)	DONNELY, TERENCE	18	TOMS RIVER NJ	0:22.01
30)	BLAZE, CLIFFORD	16	CARLISLE PA	0:22.06
31)	KLUMB, TODD	16	NAPERVILLE IL	0:22.11
31)	HARRIS, HAROLD	18	CHARLOTTES. VA	0:22.11
31)	MCDEVITT, MARK	17	GLENDALE CA	0:22.11
34)	SLOAN, GREG	16	VINELAND NJ	0:22.13
34)	O'MARA, JERRY	17	SOMERSET NJ	0:22.13
34)	COUGHLIN, TOM	18	SOMERSET NJ	0:22.13
37)	BRAUSER, JASON	18	GRT SEATTLE WA	0:22.14
37)	HARRIS, KIRK	17	GRT SEATTLE WA	0:22.14
37)	CADWELL, PETER	16	NASHUA NH	0:22.14
37)	MANN, CHRIS	15	CHAPEL HILL NC	0:22.14
41)	ZEPNICK, TIM	17	OSHKOSH WI	0:22.16
42)	CONLIN, LOUIS	17	FANWOOD NJ	0:22.17
43)	MCCLURE, RAB	17	INDIANA PA	0:22.19
43)	GREEN, KEITH	14	FLUSHING NY	0:22.19
45)	BOCHMAN, BRIAN	17	SIOUX FALLS SD	0:22.20
46)	ADELMAN, ED	15	NEW CANAAN CT	0:22.21
47)	VANFOSSEN, DON	17	S E FAMILY IN	0:22.25
48)	BLANK, TOM	18	YOUNGSTOWN OH	0:22.26
49)	SIROIS, JOHN	16	HOUSTON TX	0:22.27
49)	JOHNSON, GLEN	15	BLUE ASH OH	0:22.27
49)	HOPKINS, KEVIN	18	LAKELAND NJ	0:22.27
52)	FEEHERY, TERRY	18	E DELAWARE PA	0:22.30
53)	BASHOR, GREG	17	CHAMBERSBURG PA	0:22.32
53)	GARCIA, KEN	17	HOUSTON TX	0:22.32
55)	HILLIARD, MARC	15	MILWAUKEE WI	0:22.33
56)	GARY, ROBERT	16	WILTON CT	0:22.35
57)	RODGERS, DARRYL	15	CHAMPAIGN IL	0:22.36
58)	WALLACE, KIRK	17	FLUSHING NY	0:22.37
58)	MCPHERSON, JEFF	15	HOUSTON TX	0:22.37
60)	WILCOX, BRETT	18	AKRON MET OH	0:22.41
61)	ZOLLNER, PAUL	16	GRT JOLIET IL	0:22.42
62)	VON LOEWE, PETER	16	SOMERSET VAL NJ	0:22.43
63)	PATNODE, JD	16	COLLIER CTY FL	0:22.44
64)	MEDEIROS, SCOTT	16	FALL RIVER MA	0:22.45
65)	BENNETT, COURTNEY	18	COLLIER CTY FL	0:22.46
66)	KINKEMA, BRAD	16	NORTH CANTON OH	0:22.49
67)	PRETTITORE, GLENN	16	RIDGEWOOD NJ	0:22.50
68)	KINGMA, SHAWN	16	FORD CENTRAL MI	0:22.51
69)	DWYER, JAMES	18	ROCKLAND NY	0:22.57
69)	TERRELL, BUD	17	ANNE ARUNDEL MD	0:22.57
69)	VINSON, MATT	18	BEAVERCREEK OH	0:22.57
69)	TUMMINS, SCOTT	18	FAIRFIELD CT	0:22.57
73)	VITRELLA, DAVE	16	NEW CANAAN CT	0:22.58
74)	CRACIUN, JON	17	St AUGUSTINE FL	0:22.59
75)	HOFTYZER, ERNIE	17	PALISADES CA	0:22.60
75)	MEISSNER, STEVEN	17	POTTSTOWN PA	0:22.60
75)	SAMOSE, JASON	15	WILTON CT	0:22.60
78)	NASON, MALCOLM	18	CAPE ANN MA	0:22.61
79)	REICH, PETER	17	LAKELAND NJ	0:22.62
80)	HINES, JAY	17	NAPERVILLE IL	0:22.64
81)	VANNORMAN JEFF	16	DAYTON N.W. OH	0:22.65
82)	COHEN, BRIAN	16	VINELAND NJ	0:22.66
83)	BOTT, JEFF	16	CEN CHESTER PA	0:22.67
83)	KARR, DOUG	18	HOWARD COUNTY MD	0:22.67
85)	TOROK, JAMES	17	YOUNGSTOWN OH	0:22.69
85)	MELLOTT, JIM	18	HARRISBURG PA	0:22.69
85)	YANKEY, PAUL	16	HUNTINGTON NY	0:22.69
88)	BICKNER, BRIAN	18	KISHWAUKEE IL	0:22.72
89)	GUDMUNDSSON, MARKUS	18	BOISE FAMILY ID	0:22.73
90)	BISHOP, JOHN	18	SPRINGFIELD OH	0:22.74
90)	RODGERS, ALEX	17	CHAMPAIGN IL	0:22.74
92)	STUMP, JON	16	BLOOMINGTON IL	0:22.75

(CONTINUED ON NEXT PAGE)

EVENT : 8 MEN 'S 50 YARDS FREESTYLE (CONTINUED)

92)	CORBETT, DAN	19	HARRISBURG PA	0:22.75
94)	BESLER, STEVE	17	LAKE REGION IL	0:22.76
95)	RENTZ, ERIC	18	DAYTON N.W. OH	0:22.77
96)	KETT, JOHN	16	CHARLOTTES. VA	0:22.79
96)	HANSEN, ERIC	17	WESTPORT CT	0:22.79
98)	NEZNEK, KEVIN	15	FAIRFIELD CT	0:22.80
98)	JESTER, WAYDE	16	CEN CHESTER PA	0:22.80
100)	MCGEORGE, DAVID	14	BELLEFONTE PA	0:22.81
100)	KILLIAN, TOM	18	WESTPORT CT	0:22.81
102)	PARKER, DAVID	16	BEAVERCREEK OH	0:22.83
103)	HEYDANEK, DARREN	14	TWINBROOK IL	0:22.84
103)	ARDMANDO, JOSEPH	17	TOMS RIVER NJ	0:22.84
103)	MAGUIRE, DAN	16	HUNTINGTON WV	0:22.84
106)	GUBANICH, CREIGHTON	15	PHOENIXVILLE PA	0:22.87
107)	KURTH, DAN	17	SOUTH TOLEDO OH	0:22.88
108)	MUCHOW, STEPHEN	17	ANNE ARUNDEL MD	0:22.89
108)	ROGERS, JOHN	17	OLD COLONY Y MA	0:22.89
108)	GREEPS, PAUL	16	BALTIMORE MD	0:22.89
111)	ROBINS, GREG	17	PALISADES CA	0:22.90
111)	SCHELL, BILL	15	HARRISBURG PA	0:22.90
113)	THORP, SCOTT	18	MT VERNON OH	0:22.91
113)	DEWITT, JACK	15	LAKELAND NJ	0:22.91
115)	TAUCHI, YAS	18	AUBURN NY	0:22.92
116)	LEMEN, ERIC	15	ROCK ISLAND IL	0:22.93
116)	HARDACRE, MIKE	17	KOKOMO IN	0:22.93
118)	KENNY, GENE	18	SOMERSET NJ	0:22.94
118)	HAZELTON, DAVID	18	BEAVERCREEK OH	0:22.94
118)	LEONARD, ROBERT	18	OLD COLONY Y MA	0:22.94
121)	FITZGERALD, JOHN	17	RAPID CITY SD	0:22.95
121)	KLINEFELTER, MIKE	16	SUBURBAN EAST PA	0:22.95
123)	MCCAULEY, JASON	17	AKRON MET OH	0:22.96
124)	BRITTON, KEVIN	16	SUNBURY PA	0:22.97
124)	HELMUTH, PATRICK	18	LOUISVILLE OH	0:22.97
124)	MELEGO, SCOTT	15	SCOTTDALE PA	0:22.97
127)	UKEN, DOUG	15	SOMERSET VAL NJ	0:22.98
128)	MCMILLAN, CHAD	15	AUBURN NY	0:22.99
128)	COCKERHAM, HAL	15	WINSTON-SALEM NC	0:22.99
130)	SCOTT, MARK	16	ROCHESTER MI	0:23.00
130)	NIEHAUS, ERIC	17	VINCENNES IN	0:23.00
132)	WARREN, SCOTT	15	ROCK ISLAND IL	0:23.01
132)	CAPONI, STEVE	18	E DELAWARE PA	0:23.01
132)	SCHMIDT, STEPHEN	17	ROANOKE VA	0:23.01
135)	OHSBERG, CARL	18	HUNTINGTON NY	0:23.03
136)	DANDINO, ARDIE	16	AUBURN NY	0:23.04
137)	NIST, DOUG	16	MASSILLON OH	0:23.05
138)	MASCOLA, RICHARD	17	HUNTINGTON NY	0:23.06
139)	PATON, KEVIN	16	HAVERHILL MA	0:23.09
139)	PAGAST, PETER	17	LAKE REGION IL	0:23.09
141)	LOSOLE, JAMES	17	MONTGOMERY AL	0:23.10
142)	MOSS, DOUG	16	INDIAN BOUND IL	0:23.12
142)	KELLER, MATT	17	BELVIDERE IL	0:23.12
144)	SYNSVOLL, CHRISTOPHER	18	SIOUX FALLS SD	0:23.13
145)	BATES, SCOTT	18	ANDOVER NORTH MA	0:23.15
145)	COON, SCOTT	17	WATERTOWN NY	0:23.15
147)	WECK, AARON	15	HAMDEN CT	0:23.17
147)	TATE, DAVID	17	YORK AND YORK PA	0:23.17
147)	YONAN, SAM	16	ROCHESTER MI	0:23.17
150)	RUBERTO, JOSEPH	16	HAMILTON NJ	0:23.18
151)	SHILT, TODD	17	NEWARK OH	0:23.19
151)	ROBLING, STEVE	17	MIDDLETOWN OH	0:23.19
153)	LEVY, DAN	18	E DELAWARE PA	0:23.20
153)	RUSCH, BILLY	17	HUNTINGTON NY	0:23.20
155)	BLACKFORD, MIKE	17	SIDNEY-SHELBY OH	0:23.21
156)	PAGLIA, MIKE	15	E DELAWARE PA	0:23.22
157)	BROOKENS, WAYDE	15	LOCK HAVEN PA	0:23.25
158)	BERTHELOTTE, PAUL	17	NASHUA NH	0:23.28
158)	STANKOV, NED	15	MANSFIELD OH	0:23.26
160)	PETERSON, KARL	16	SOUTH BEND IN	0:23.30
161)	MULLER, CHUCK	18	OSHKOSH WI	0:23.31
162)	SZABO, AARON	16	ELKHART CTY IN	0:23.35
163)	SCHROECK, JOHN	17	EASTSIDE PA	0:23.37
164)	KIMMETT, JAMIE	17	WAYNESBORO VA	0:23.38
165)	SIEGEL, CRAIG	17	FREEHOLD NJ	0:23.39
166)	SANT, STEVE	15	MT VERNON OH	0:23.40
167)	VIAU, JACQUES	17	UPPER BUCKS PA	0:23.41
167)	SHASHATY, JAMES	18	FLUSHING NY	0:23.41
167)	SLISH, GRANT	18	GRT SEATTLE A WA	0:23.41
170)	MULHOLLAND, MIKE	18	SANDUSKY OH	0:23.43
171)	HOLLEY, PATRICK	16	N MIDDLESEX CT	0:23.44
172)	HEDGES, SCOTT	17	COLUMBUS OH	0:23.45
172)	TAMBLING, DAVID	17	TOWSON MD	0:23.45
174)	GOULD, ERIC	18	NASHUA NH	0:23.47
175)	VERRASTRO, MICHAEL	15	WHEELER CT	0:23.48
175)	CAMPBELL, ROBERT	15	LENAWEE CTY. MI	0:23.48
177)	CATLENDER, JEFF	18	NASHUA NH	0:23.58
178)	KEIL, ROBERT	16	APPLETON WI	0:23.61
179)	WRIGHT, TODD	17	LAKE REGION IL	0:23.64
180)	LOVELY, CHRIS	17	HAVERHILL MA	0:23.65
181)	KALINOWSKI, DAVID	17	GRT SCRANTON PA	0:23.66
182)	MARCO, TODD	17	BATH AREA ME	0:23.69
183)	JAROCH, MATT	18	ELYRIA OH	0:23.73
184)	CULLEN, BOBBY	17	LONGVIEW TX	0:23.77
184)	LIGI, MARK	16	GRT WATERBURY CT	0:23.77
186)	WALDEN, LINCOLN	15	MIDDLETOWN OH	0:23.78
187)	KASHINEJAD, DONI	16	MISSOURI ND	0:23.79
188)	DUNTEMAN, CLIFF	18	LAKE REGION IL	0:23.80
189)	KUKOY, MAX	19	FREDERICK MD	0:23.86
190)	HASSINGER, CHAD	17	CHAMPAIGN IL	0:23.93
191)	ATKINS, SPENCER	17	CHAMPAIGN IL	0:23.95
192)	BROWNING, BENNETT	18	LONGVIEW TX	0:23.97
193)	LINGELBACH, EDWARD	17	BALTIMORE MD	0:24.02
194)	BURGESS, JB	16	ANDOVER NORTH MA	0:24.23
195)	ROBERTS, DAN	17	INDIANA PA	0:24.43
196)	VEREB, BRIAN	17	EASTSIDE PA	0:25.37
	BROGUS, ROBERT	17	HAMILTON NJ	DISQUAL
	O'CONNER, GREG	18	GRT BOSTON MA	DISQUAL
	MOBLEY, TODD	15	DAYTON N.W. OH	DISQUAL

EVENT : 9 WOMEN 'S 200 YARDS FREESTYLE RELAY **********

NATIONAL RECORD 1:36.43 WILTON, CT WILTON, CT 4-15-86

QUALIFYING FOR NATIONALS 1:44.29

PLACE	NAME	YEAR	TEAM	TRIALS	FINAL
CHAMPIONSHIP FINAL					
1)	WILTON CT			1:36.04	1:34.80 **
1)	SEWARD, LESLIE	16	0:23.93	3) PORTER, STACEY 16	1:11.50
2)	ANDREN, KARIN	17	0:48.28	4) JORGENSEN, JANEL 15	1:34.80
** NATIONAL RECORD					
2)	UPPER MAIN PA			1:37.75	1:37.15
1)	KLEIDERLEIN, KOLLY	12	0:24.51	3) MULLIGAN, TRISH 18	1:13.67
2)	PFALTZGRAFF, SUZANNE	15	0:49.25	4) KLEIDERLEIN, JANE 18	1:37.15
3)	NAPERVILLE IL			1:38.74	1:37.92
1)	GREENLEY, ALISON	17	0:24.66	3) SHEFFIELD, NATALIE 14	1:14.14
2)	STEINBACH, MELISSA	17	0:49.37	4) MCROBERTS, HEATHER 16	1:37.92

(CONTINUED ON NEXT PAGE)

EVENT : 9 WOMEN'S 200 YARDS FREESTYLE RELAY (CONTINUED)

4)	MORRIS CENTER NJ			1:38.07		1:37.97	
1)	LEGGIN, JULIE	17	0:25.19	3)	MASHETER, PENNY	15	1:14.11
2)	MCSHANE, CLARE	16	0:49.22	4)	FISHER, ANDREA	14	1:37.97
5)	LAS VEGAS NV			1:38.98		1:38.16	
1)	SIMMONS, CHERYL	17	0:24.55	3)	TAPPER, BECKY	16	1:13.81
2)	BUSH, KAMI	17	0:49.23	4)	LYNCH, KRISTEN	18	1:38.16
6)	SARASOTA FL			1:39.03		1:38.41	
1)	CHAMPNEY, DENA	15	0:24.02	3)	PLIFKA, STEPHANIE	14	1:13.48
2)	LERCH, SUSAN	13	0:48.43	4)	ANGELOTTI, NICHOLE	14	1:38.41
7)	MILWAUKEE WI			1:39.86		1:38.80	
1)	HILLIARD, MARSHA	13	0:24.97	3)	PAUL, JENNY	16	1:14.52
2)	WHOWELL, RALLEE	18	0:49.52	4)	HEGARTY, MOLLY	17	1:38.80
8)	CHARLOTTES. VA			1:39.88		1:39.52	
1)	STUBIN, JAN	15	0:24.96	3)	POWELL, MICHELLE	14	1:14.61
2)	HIPSKIND, WENDY	15	0:49.16	4)	COOK, TRACY	17	1:39.52

CONSOLATION FINAL

9)	NEW CANAAN CT			1:40.84		1:38.29	
1)	BRAKELEY, KRISTIN	16	0:25.20	3)	BELL, KATIE	15	1:14.26
2)	GATT, SHARON	15	0:50.00	4)	REID, JULIE	18	1:38.29
10)	ROCHESTER MI			1:39.95		1:39.30	
1)	SARFAS, VALERIE	16	0:24.66	3)	BLANK, MOLLY	15	1:15.13
2)	HORNE, HEATHER	16	0:49.36	4)	KENNEDY, DANA	17	1:39.30
11)	CHAMPAIGN IL			1:40.57		1:39.55	
1)	HASSINGER, KRISTIN	13	0:24.95	3)	THURSTON, RACHEL	13	1:15.52
2)	MUELLER, KRISTIE	12	0:50.00	4)	KIDDOO, ANNE	17	1:39.55
12)	FANWOOD NJ			1:41.06		1:39.80	
1)	MAGEE, MEGAN	15	0:25.19	3)	OBEDIN, STACY	14	1:15.72
2)	HERTELL, KERRY	17	0:49.83	4)	HILLE, CHRISTINE	17	1:39.80
13)	READING PA			1:40.36		1:39.81	
1)	STAYER, STACEY	15	0:24.38	3)	HAAS, BETH	17	1:14.39
2)	CAMPBELL, COLLEEN	17	0:49.76	4)	FICHTHORN, STEFANIE	13	1:39.81
14)	OAK PARK IL			1:40.23		1:40.50	
1)	SMITH, SARAH	15	0:25.09	3)	SPRTEL, JOANNA	14	1:16.04
2)	RAMERT, DONETTA	15	0:50.45	4)	GAJDA, JOYCE	14	1:40.50
15)	HOUSTON TX			1:40.89		1:40.64	
1)	WHITE, KRISTEN	16	0:25.52	3)	SAUER, LAINIE	15	1:15.64
2)	THOMAS, ELAINE	17	0:50.05	4)	DAWSON, CASSIE	16	1:40.64
16)	COLLIER CTY FL			1:41.20		1:40.74	
1)	BRINSON, SIDNEY	17	0:25.01	3)	RUNYON, BOBBI JO	15	1:15.88
2)	WILKINSON, KATHY	16	0:50.82	4)	MURRAY, JOAN	17	1:40.74

1)	WILTON CT					1:36.04		5)	LAS VEGAS NV					1:38.98	
1)	SEWARD, LESLIE	16	0:24.49	3)	PORTER, STACEY	16	1:12.33	1)	LYNCH, KRISTEN	18	0:24.61	3)	TAPPER, BECKY	16	1:14.85
2)	ANDREN, KARIN	17	0:49.04	4)	JORGENSEN, JANEL	15	1:36.04	2)	BUSH, KAMI	17	0:49.73	4)	SIMMONS, CHERYL	17	1:38.98
2)	UPPER MAIN PA					1:37.75		6)	SARASOTA FL					1:39.03	
1)	KLEIDERLEIN, HOLL	12	0:24.70	3)	MULLIGAN, TRISH	18	1:14.30	1)	CHAMPNEY, DENA	15	0:24.39	3)	ANGELOTTI, NICHOL	14	1:14.16
2)	PFALTZGRAFF, SUZA	15	0:49.89	4)	KLEIDERLEIN, JANE	18	1:37.75	2)	LERCH, SUSAN	13	0:48.93	4)	PLIFKA, STEPHANIE	14	1:39.03
3)	MORRIS CENTER NJ					1:38.07		7)	MILWAUKEE WI					1:39.86	
1)	LEGGIN, JULIE	17	0:25.38	3)	MASHETER, PENNY	15	1:14.49	1)	HEGARTY, MOLLY	17	0:24.92	3)	BUCKLEY, KATIE	14	1:15.05
2)	MCSHANE, CLARE	16	0:49.57	4)	FISHER, ANDREA	14	1:38.07	2)	PAUL, JENNY	16	0:49.79	4)	WHOWELL, RALLEE	18	1:39.86
4)	NAPERVILLE IL					1:38.74		8)	CHARLOTTES. VA					1:39.88	
1)	GREENLEY, ALISON	17	0:25.06	3)	SHEFFIELD, NATALI	14	1:14.87	1)	HIPSKIND, WENDY	15	0:24.81	3)	POWELL, MICHELLE	14	1:15.38
2)	STEINBACH, MELISS	17	0:49.96	4)	MCROBERTS, HEATHE	16	1:38.74	2)	COOK, TRACY	17	0:50.26	4)	STUBIN, JAN	15	1:39.88

(CONTINUED ON NEXT PAGE)

EVENT : 9 WOMEN'S 200 YARDS FREESTYLE RELAY (CONTINUED)

9) ROCHESTER MI 1:39.95
1) SARFAS, VALERIE 16 0:25.12 3) BLANK, MOLLY 15 1:15.81
2) HORNE, HEATHER 16 0:50.00 4) KENNEDY, DANA 17 1:39.95

10) OAK PARK IL 1:40.23
1) SMITH, SARAH 15 0:25.01 3) SPRTEL, JOANNA 14 1:15.68
2) RAMERT, DONETTA 15 0:50.11 4) GAJDA, JOYCE 14 1:40.23

11) READING PA 1:40.36
1) FICHTHORN, STEFAN13 0:26.05 3) STAVER, STACEY 15 1:15.81
2) CAMPBELL, COLLEEN17 0:51.30 4) HAAS, BETH 17 1:40.36

12) CHAMPAIGN IL 1:40.57
1) HASSINGER, KRISTI13 0:25.23 3) THURSTON, RACHEL 13 1:16.48
2) MUELLER, KRISTIE 12 0:50.41 4) KIDDOO, ANNE 17 1:40.57

13) NEW CANAAN CT 1:40.84
1) GATT, SHARON 15 0:25.47 3) ANDERSON, CLAIRE 14 1:16.48
2) GRABAREK, BROOKE 16 0:50.93 4) BELL, KATIE 15 1:40.84

14) HOUSTON TX 1:40.89
1) WHITE, KRISTEN 16 0:25.62 3) SAUER, LAINIE 15 1:16.10
2) THOMAS, ELAINE 17 0:50.46 4) DAWSON, CASSIE 16 1:40.89

15) FANWOOD NJ 1:41.06
1) MAGEE, MEGAN 15 0:25.32 3) OBEDIN, STACY 14 1:15.98
2) HERTELL, KERRY 17 0:50.11 4) HILLE, CHRISTINE 17 1:41.06

16) COLLIER CTY FL 1:41.20
1) BRINSON, SIDNEY 17 0:24.99 3) RUNYON, BOBBI JO 15 1:16.22
2) WILKINSON, KATHY 16 0:50.92 4) MURRAY, JOAN 17 1:41.20

17) CASS CTY IN 1:41.25
1) DAVID, AMY 15 0:25.86 3) BROWN, LAURA 13 1:17.63
2) ILES, KRISTA 16 0:52.28 4) HENDRICKS, HEIDI 17 1:41.25

18) NEW HAVEN CT 1:41.37
1) CLAIBORN, ALEXIS 14 0:25.80 3) MERCUGLIANO, LAUR18 1:16.24
2) BLAKE, JENNIFER 16 0:51.25 4) LEWIS, ROBIN 15 1:41.37

19) SOMERSET VAL NJ 1:41.40
1) DWANE, MARY ELLEN15 0:25.33 3) SCHEFFEL, TANIA 16 1:16.43
2) TORNATORE, JEANNI15 0:51.15 4) GOLD, JENNY 17 1:41.40

20) RIDGEWOOD NJ 1:41.52
1) HARNETT, JENNIFER15 0:25.88 3) BEELER, MEGHAN 14 1:16.53
2) GREGORY, KATHY 13 0:51.03 4) BUDNICK, JEN 15 1:41.52

21) N SUBURBAN IL 1:41.55
1) RICHTER, LORI 15 0:26.05 3) DONOHOE, SHANNON 15 1:17.49
2) TEMPLETON, KAREN 14 0:51.44 4) SADLER, JENNY 15 1:41.55

22) ROCK ISLAND IL 1:41.58
1) ANDERSON, CHRISTY17 0:26.48 3) ACKERMANN, MARY 15 1:17.41
2) HOUCK, ONNA 13 0:52.79 4) PRANGER, BARB 17 1:41.58

23) LAKELAND NJ 1:41.66
1) EVEY, SHERI 16 0:25.50 3) VOGEL, DIANNA 18 1:16.36
2) WOROBEL, JANET 14 0:50.88 4) CRUZ, KEIRA 16 1:41.66

24) BOISE FAMILY ID 1:41.92
1) REBERGER, DIANE 15 0:25.81 3) SHELTON, BECKY 16 1:16.72
2) AGUIRRE, JEANNIE 16 0:51.52 4) STILLINGER, KAY 17 1:41.92

25) BEAVERCREEK OH 1:42.05
1) MILLS, STACY 16 0:25.76 3) MURRAY, DONNA 19 1:17.94
2) RICHLEY, RENEE 17 0:51.79 4) HESP, JENNIFER 18 1:42.05

26) CEN CHESTER PA 1:42.27
1) FANNING, HEATHER 16 0:26.12 3) STEEL, KIM 15 1:17.46
2) LASLO, KAREN 16 0:51.81 4) MARRS, ABBE 16 1:42.27

27) ROANOKE VA 1:42.28
1) COLE, CARRINGTON 15 0:26.18 3) VANLANDINGHAM, LI16 1:17.29
2) FARISS, ANGELA 16 0:51.51 4) WOLFLE, SUSAN 14 1:42.28

28) HARRISBURG PA 1:42.29
1) MORRET, TRACI 17 0:25.95 3) SARI, LIZ 18 1:16.88
2) GLOGOWSKI, KISAND17 0:51.43 4) GOBRECHT, MISSY 12 1:42.29

29) BLUE ASH OH 1:42.41
1) DAHL, JULIE 16 0:26.19 3) WILSON, LORI 12 1:17.18
2) NORDEMAN, JOYCE 16 0:50.98 4) DAHL, JENNIFER 14 1:42.41

30) WINSTON-SALEM NC 1:42.79
1) FURBURG, HELENA 17 0:26.05 3) BIESECKER, ANNA 14 1:17.66
2) JENKINS, LISA 18 0:52.05 4) GARDNER, MEREDITH16 1:42.79

31) FLUSHING NY 1:42.99
1) FITZGIBBONS, PATRI8 0:25.50 3) MCLOUGHLIN, CATHY17 1:17.50
2) EDELMAN, SARI 17 0:51.06 4) MEYS, KAREN 16 1:42.99

32) WHEELING WV 1:43.82
1) SOMMER, MICHELE 17 0:25.60 3) SOMMER, JULIE 14 1:17.78
2) BLAZIER, KATHY 18 0:51.70 4) MILLER, AMY 24 1:43.82

33) S E FAMILY IN 1:43.92
1) ROTH, MARY 17 0:26.42 3) RACHT, ERIN 13 1:18.19
2) BULTEMEIER, MARCI16 0:52.44 4) WEAVER, JULIE 13 1:43.92

34) WAYNESBORO VA 1:43.98
1) MAURER, KAREN 16 0:26.65 3) ROBINSON, TL 12 1:18.04
2) GRIFFITH, GINNY 16 0:51.32 4) BEARD, STACY 12 1:43.98

35) FORD CENTRAL MI 1:44.04
1) VANHOUTEN, KATHY 16 0:26.39 3) RIPPERGER, LISA 18 1:18.46
2) TURNBULL, EFFIE 14 0:52.89 4) TREADO, JENNY 15 1:44.04

36) WEST MORRIS NJ 1:44.38
1) WIKANDER, KELLY 17 0:26.76 3) BAUER, ANGELA 15 1:19.17
2) HILL, JENNIFER 16 0:53.17 4) BOWEN, AMY 17 1:44.38

37) HOWARD COUNTY MD 1:44.67
1) MARTIN, MARIA 14 0:26.48 3) MURPHY, TARA 13 1:19.37
2) DRAMINSKI, PATRIC16 0:51.98 4) WEISS, AMY 14 1:44.67

38) GRT JOLIET IL 1:44.71
1) DIETRICH, JENNIE 17 0:26.31 3) WILCZAK, MELISSA 14 1:17.87
2) RAKOSKI, KRIS 13 0:52.15 4) PEARSON, PENNY 16 1:44.71

39) NEWARK OH 1:44.83
1) NEWLON, MAUREEN 16 0:25.62 3) DIBLASIO, TRACI 17 1:18.04
2) PARSONS, MOLLY 16 0:51.95 4) FRUEH, ANDREA 13 1:44.83

40) NORTH CANTON OH 1:44.84
1) FROEBEL, CHRISSY 16 0:26.47 3) CASSENS, LORI 15 1:18.83
2) HEER, DEIDVE 18 0:52.24 4) SCHWERZLER, LAURA17 1:44.84

41) GLENDALE CA 1:45.12
1) HERNANDEZ, VERONI12 0:27.00 3) LAMOUREAUX, DENIS15 1:19.00
2) RICE, KATIE 17 0:53.76 4) MACPHERSON, LAURI16 1:45.12

42) CANTON OH 1:45.26
1) SCHIRACK, SHANNON17 0:26.12 3) BEHRINGER, KATHY 17 1:18.91
2) BEHRINGER, TAMMY 15 0:52.76 4) BRUEY, MISSY 16 1:45.26

43) ANDOVER NORTH MA 1:45.64
1) SUDUIKO, ERIKA 14 0:26.76 3) NEWLAND, SHAWNA 17 1:19.34
2) FORD, AMY 17 0:52.98 4) FOX, MICHELE 17 1:45.64

44) FAIRFIELD CT 1:45.94
1) REID, KATHY- 13 0:26.91 3) ROBERTS, LISA 15 1:19.05
2) GILLED, STACIE 16 0:52.28 4) WALSH, ELIZABETH 18 1:45.94

(CONTINUED ON NEXT PAGE)

EVENT : 9 WOMEN'S 200 YARDS FREESTYLE RELAY (CONTINUED)

45) HAVERHILL MA 1:46.20
1) BRADLEY, BRENDA 18 0:26.55 3) WOELFEL, KAREN 15 1:20.93
2) GRAHAM, JAMIE 16 0:53.61 4) HANNENIAN, HEIDI 16 1:46.20

46) HUNTINGTON NY 1:46.43
1) KUCK, EVELYN 16 0:26.46 3) MERKLE, LAUREN 17 1:19.68
2) KEATING, MARYLIN 17 0:53.22 4) WEEKES, STEPHANIE 17 1:46.43

47) MASSILLON OH 1:47.27
1) CARLIN, KELLY 14 0:26.40 3) GREEN, KELLI 15 1:20.01
2) MAYLOR, DINA 16 0:53.55 4) KRAUS, SHERI 15 1:47.27

48) LAKE REGION IL 1:48.47
1) MCCULLOUGH, AMY 16 0:27.26 3) MALINA, KRISTIN 17 1:22.59
2) WILDEY, STEPHANIE 16 0:54.42 4) RICHARDS, DEBBY 16 1:48.47

KEENE FAMILY NH DISQUAL
1) BALLOU, GWEN 16 3) LECLAIR, AMY 16
2) LEPKOWSKI, PAM 13 4) LEDELL, JENNIFER 17

EVENT : 10 MEN'S 200 YARDS FREESTYLE RELAY **********
NATIONAL RECORD 1:24.65 HOUSTON, TX HOUSTON, TX 1981
QUALIFYING FOR NATIONALS 1:32.79

PLACE	NAME	YEAR	TEAM	TRIALS	FINAL
CHAMPIONSHIP FINAL					
1)	HOUSTON TX			1:25.85	1:25.10
	1) NORTH, MITCH	17	0:21.60	3) DEGROOT, JOHN	16 1:03.86
	2) SLOCUM, DAVID	17	0:42.85	4) KALLMEYER, NEIL	18 1:25.10
2)	NEW CANAAN CT			1:27.06	1:25.96
	1) SEDLAK, MARK	15	0:21.77	3) VITRELLA, DAVE	16 1:05.34
	2) ADELMAN, ED	15	0:43.15	4) MILLER, RUSTY	16 1:25.96
3)	CHARLOTTES. VA			1:26.62	1:25.99
	1) WHITE, TERRY	18	0:21.89	3) TAYLOR, CHRIS	16 1:05.07
	2) HARRIS, HAROLD	18	0:43.70	4) HARRIS PAUL	16 1:25.99
4)	HARRISBURG PA			1:27.09	1:26.33
	1) REARDON, DAVE	17	0:21.57	3) MELLOTT, JIM	18 1:05.30
	2) SCHELL, BILL	15	0:43.34	4) KESLER, JOHN	17 1:26.33
5)	WILTON CT			1:26.44	1:26.55
	1) GARY, ROBERT	16	0:22.09	3) ROCHE, STEPHAN	17 1:05.09
	2) ZITZ, JOHN	16	0:43.24	4) KNEIPP, RUSSELL	18 1:26.55
6)	RALEIGH NC			1:26.89	1:27.12
	1) MEEHAN, DENNIS	16	0:21.62	3) FOX, DAVID	16 1:05.05
	2) CALLENDER, SEAN	17	0:43.90	4) LEDFORD, LARRY	17 1:27.12
7)	COLLIER CTY FL			1:27.38	1:27.15
	1) PATNODE, STEVE	17	0:21.93	3) BENNETT, COURTNEY	18 1:05.23
	2) ZETTLE, CRAIG	19	0:43.06	4) PATNODE, JD	16 1:27.15
8)	GLENDALE CA			1:27.12	1:29.07
	1) BRENDE, FRED	19	0:21.87	3) GRIGG, CASEY	14 1:07.41
	2) CHANG, MICHAEL	14	0:44.35	4) MCDEVITT, MARK	17 1:29.07
CONSOLATION FINAL					
9)	MILWAUKEE WI			1:27.45	1:26.42
	1) HECK, DAVE	.1	0:21.86	3) WHOWELL, TOM	16 1:05.91
	2) HILLIARD, MARC	15	0:44.10	4) JACKSON, TIM	17 1:26.42
10)	NORTH CANTON OH			1:27.92	1:27.21
	1) WOOLBERT, GORDON	16	0:21.34	3) KINKEMA, BRAD	16 1:06.50
	2) TOLSON, TODD	16	0:44.45	4) ARDELEAN, ERIK	17 1:27.21
11)	SOMERSET VAL NJ			1:28.23	1:27.59
	1) UKEN, DOUG	15	0:22.74	3) SAWIN, CURT	15 1:06.63
	2) VON LOEWE, PETER	16	0:44.61	4) KENNEDY, JOHN	15 1:27.59
12)	FLUSHING NY			1:28.03	1:27.60
	1) CORBISIERO, MARK	17	0:22.24	3) MACCHIA, MICHAEL	17 1:05.95
	2) WALLACE, KIRK	17	0:43.91	4) GREEN, KEITH	14 1:27.59
13)	SOMERSET NJ			1:27.99	1:28.13
	1) COUGHLIN, TOM	18	0:22.02	3) MEYER, PHIL	17 1:06.45
	2) KENNY, GENE	18	0:44.33	4) O'MARA, JERRY	17 1:28.13

(CONTINUED ON NEXT PAGE)

EVENT : 10 MEN'S 200 YARDS FREESTYLE RELAY (CONTINUED)

14)	GRT JOLIET IL			1:28.25			1:28.49
1)	WIEGAND, MICHAEL	19	0:21.97	3)	POPP, THOMAS	18	1:06.13
2)	ZOLLNER, PAUL	16	0:43.82	4)	KOWALL, THOMAS	17	1:28.49
15)	UPPER MAIN PA			1:27.81			1:28.91
1)	JONES, ANDY	16	0:22.06	3)	KNOUFT, DAVE	16	1:06.06
2)	CURTIS, JIM	16	0:44.15	4)	JOHNSON, ERIC	17	1:28.91
16)	FANWOOD NJ			1:28.43			1:29.23
1)	CONLIN, LOUIS	17	0:22.43	3)	LINENBERG, MICHAEL	16	1:07.94
2)	TURNEY, JAMES	17	0:45.23	4)	WEBER, AARON	17	1:29.23

1)	HOUSTON TX					1:25.85		16)	FANWOOD NJ					1:28.43	
1)	NORTH, MITCH	17	0:21.71	3)	KALLMEYER, NEIL	18	1:04.32	1)	CONLIN, LOUIS	17	0:22.33	3)	LINENBERG, MICHAE	16	1:07.41
2)	SLOCUM, DAVID	17	0:42.78	4)	DEGROOT, JOHN	16	1:25.85	2)	TURNEY, JAMES	17	0:44.80	4)	WEBER, AARON	17	1:28.43
2)	WILTON CT					1:26.44		17)	SARASOTA FL					1:28.49	
1)	KNEIPP, RUSSELL	18	0:21.91	3)	ZITZ, JOHN	16	1:05.05	1)	STIER, SCOTT	17	0:22.43	3)	FRITSCH, ANDREW	16	1:06.55
2)	GARY, ROBERT	16	0:43.57	4)	ROCHE, STEPHAN	17	1:26.44	2)	BELCHER, JAMES	17	0:44.37	4)	LOTA, MARK	17	1:28.49
3)	CHARLOTTES. VA					1:26.62		18)	BLUE ASH OH					1:28.61	
1)	WHITE, TERRY	18	0:22.11	3)	TAYLOR, CHRIS	16	1:05.47	1)	GREGORY, SCOTT	16	0:21.95	3)	EGBERS, SCOTT	17	1:06.67
2)	HARRIS, HAROLD	18	0:44.01	4)	HARRIS PAUL	16	1:26.62	2)	JOHNSON, GLEN	15	0:43.93	4)	MORRISSEY, TIM	16	1:28.61
4)	RALEIGH NC					1:26.89		19)	E DELAWARE PA					1:28.86	
1)	MEEHAN, DENNIS	16	0:21.59	3)	CALLENDER, SEAN	17	1:04.86	1)	FEEHERY, TERRY	18	0:22.65	3)	LEVY, DAN	18	1:07.38
2)	FOX, DAVID	16	0:42.65	4)	LEDFORD, LARRY	17	1:26.89	2)	CAPONI, STEVE	18	0:45.05	4)	FEEHERY, BOB	18	1:28.86
5)	NEW CANAAN CT					1:27.06		20)	NAPERVILLE IL					1:28.87	
1)	SEDLAK, MARK	15	0:22.19	3)	ADELMAN, ED	15	1:06.32	1)	KLUMB, TODD	16	0:22.23	3)	HELM, DOUG	17	1:06.33
2)	VITRELLA, DAVE	16	0:44.61	4)	MORDY, CHARLES	16	1:27.06	2)	HINES, JAY	17	0:44.40	4)	BREESE, JASON	17	1:28.87
6)	HARRISBURG PA					1:27.09		21)	ROCHESTER MI					1:28.89	
1)	REARDON, DAVE	17	0:21.69	3)	MELLOTT, JIM	18	1:05.94	1)	SCOTT, MARK	16	0:22.96	3)	MCELWAIN, ROB	17	1:08.69
2)	SCHELL, BILL	15	0:43.76	4)	KESLER, JOHN	17	1:27.09	2)	YONAN, SAM	16	0:45.79	4)	WOODS, HILTON	18	1:28.89
7)	GLENDALE CA					1:27.12		22)	AUBURN NY					1:28.90	
1)	CHANG, MICHAEL	14	0:23.05	3)	BALLARD, MATTHEW	17	1:05.97	1)	TAUCHI, YAS	18	0:22.98	3)	DANDINO, ARDIE	16	1:07.96
2)	MCDEVITT, MARK	17	0:44.45	4)	BRENDE, FRED	19	1:27.12	2)	SPRINGER, DOUG	17	0:45.56	4)	SIMON, TOM	16	1:28.90
8)	COLLIER CTY FL					1:27.38		23)	GRT SEATTLE WA					1:28.93	
1)	PATNODE, STEVE	17	0:21.98	3)	BENNETT, COURTNEY	18	1:04.99	1)	BRAUSER, JASON	18	0:22.23	3)	HIRAYAMA, MARK	17	1:06.96
2)	ZETTLE, CRAIG	19	0:43.03	4)	PATNODE, JD	16	1:27.38	2)	HARRIS, KIRK	17	0:43.88	4)	ALLEN, DOUG	16	1:28.93
9)	MILWAUKEE WI					1:27.45		24)	CAPE ANN MA					1:29.04	
1)	SPITZNAGLE, WES	17	0:22.81	3)	HECK, DAVE	.1	1:06.12	1)	NASON, MALCOLM	18	0:22.74	3)	SPEAR, MARK	18	1:07.11
2)	WHOWELL, TOM	16	0:44.30	4)	JACKSON, TIM	17	1:27.45	2)	OLSON, MICHAEL	17	0:44.82	4)	OSBORN, KRIS	16	1:29.04
10)	UPPER MAIN PA					1:27.81		25)	BEAVERCREEK OH					1:29.09	
1)	JONES, ANDY	16	0:22.50	3)	KNOUFT, DAVE	16	1:06.68	1)	EDMONDSON, GREG	19	0:22.32	3)	VINSON, MATT	18	1:07.06
2)	CURTIS, JIM	16	0:44.85	4)	JOHNSON, ERIC	17	1:27.81	2)	PARKER, DAVID	16	0:44.87	4)	REMSKI, BOB	18	1:29.09
11)	NORTH CANTON OH					1:27.92		26)	NEW HAVEN CT					1:29.30	
1)	WOOLBERT, GORDON	16	0:21.77	3)	KINKEMA, BRAD	16	1:06.66	1)	LOCKYER, ROCH	17	0:22.74	3)	HOLEC, SCOTT	17	1:07.61
2)	TOLSON, TODD	16	0:44.81	4)	ARDELEAN, ERIK	17	1:27.92	2)	SIMMONS, BRAD	16	0:45.47	4)	KUSTER, STEVE	17	1:29.30
12)	SOMERSET NJ					1:27.99		27)	VINELAND NJ					1:29.39	
1)	COUGHLIN, TOM	18	0:22.17	3)	MEYER, PHIL	17	1:06.52	1)	SLOAN, GREG	16	0:22.38	3)	O'DONNELL, DAVID	16	1:07.28
2)	KENNY, GENE	18	0:44.59	4)	O'MARA, JERRY	17	1:27.99	2)	COHEN, BRIAN	16	0:44.80	4)	COLON, BRIAN	17	1:29.39
13)	FLUSHING NY					1:28.03		28)	LAKELAND NJ					1:29.41	
1)	GREEN, KEITH	14	0:22.41	3)	MACCHIA, MICHAEL	17	1:06.48	1)	HOPKINS, KEVIN	18	0:22.40	3)	DEWITT, JACK	15	1:07.35
2)	WALLACE, KIRK	17	0:44.43	4)	CORBISIERO, MARK	17	1:28.03	2)	RIOS, VIC	17	0:44.67	4)	REICH, PETER	17	1:29.41
14)	SOMERSET VAL NJ					1:28.23		29)	HAMDEN CT					1:29.48	
1)	UKEN, DOUG	15	0:22.83	3)	SAWIN, CURT	15	1:06.84	1)	DECAPUA, NICK	15	0:23.20	3)	WECK, AARON	15	1:08.21
2)	VON LOEWE, PETER	16	0:44.78	4)	KENNEDY, JOHN	15	1:28.23	2)	RYAN, MICHAEL	16	0:45.77	4)	MULLANEY, STEPHEN	18	1:29.48
15)	GRT JOLIET IL					1:28.25		30)	YOUNGSTOWN OH					1:30.43	
1)	WIEGAND, MICHAEL	19	0:21.88	3)	ZOLLNER, PAUL	16	1:06.44	1)	TOROK, JAMES	17	0:23.01	3)	SETHI, MANUE	17	1:07.98
2)	POPP, THOMAS	18	0:44.03	4)	KOWALL, THOMAS	17	1:28.25	2)	BLANK, TOM	18	0:44.93	4)	HORSTMAN, SHAWN	17	1:30.43

(CONTINUED ON NEXT PAGE)

EVENT : 10 MEN'S 200 YARDS FREESTYLE RELAY (CONTINUED)

31)	PALISADES CA					1:30.72			41)	WAUKESHA WI						1:32.06	
1)	ROBINS, GREG	17	0:22.73	3)	EERKENS, JELMER	17	1:07.49		1)	ADEE, PETE	16	0:24.02	3)	GROSS, DAN	16	1:09.50	
2)	HOFTYZER, ERNIE	17	0:45.12	4)	WHITTEN, RUSSELL	18	1:30.72		2)	RAGLAND, JOHN	16	0:46.42	4)	SCHAETZ, DAN	16	1:32.06	
32)	CHAMPAIGN IL					1:30.76			42)	OSHKOSH WI						1:32.24	
1)	ATKINS, SPENCER	17	0:22.97	3)	RODGERS, DARRYL	15	1:08.20		1)	MULLER, CHUCK	18	0:23.29	3)	NIGL, CHAD	17	1:10.17	
2)	HASSINGER, CHAD	17	0:44.92	4)	RODGERS, ALEX	17	1:30.76		2)	MILLER, HARRY	16	0:47.58	4)	ZEPNICK, TIM	17	1:32.24	
33)	ROCK ISLAND IL					1:30.85			43)	LAKE REGION IL						1:32.63	
1)	LEMEN, ERIC	15	0:23.26	3)	KEIFFER, KEVIN	18	1:07.64		1)	PAGAST, PETER	17	0:23.40	3)	WRIGHT, TODD	17	1:10.11	
2)	WARREN, SCOTT	15	0:45.56	4)	KRAMER, MIKE	17	1:30.85		2)	DUNTEMAN, CLIFF	18	0:46.66	4)	BESLER, STEVE	17	1:32.63	
34)	DAYTON N.W. OH					1:30.96			44)	ANNE ARUNDEL MD						1:32.66	
1)	MAYFIELD, MARK	16	0:23.17	3)	VANNORMAN JEFF	16	1:08.68		1)	TERRELL, BUD	17	0:22.65	3)	HURT, KEVIN	17	1:08.88	
2)	MOBLEY, TODD	15	0:46.32	4)	RENTZ, ERIC	18	1:30.96		2)	MUCHOW, STEPHEN	17	0:45.43	4)	BRANDT, MICHAEL	18	1:32.66	
35)	CHAPEL HILL NC					1:30.99			45)	St AUGUSTINE FL						1:32.89	
1)	HAMRICK, JAMES	16	0:22.97	3)	BEEMER, JEFF	17	1:09.21		1)	CRACIUN, JON	17	0:22.76	3)	DUPONT, TREY	15	1:10.18	
2)	GAGNON, JON	17	0:46.38	4)	MANN, CHRIS	15	1:30.99		2)	TYLER, JOHN	14	0:46.63	4)	MCKINNEY, JIMMY	17	1:32.89	
36)	NASHUA NH					1:31.08			46)	U PENINSULA MI						1:33.37	
1)	CATLENDER, JEFF	18	0:23.79	3)	BERTHELOTTE, PAUL	17	1:09.54		1)	ENGEL, ERIK	18	0:23.79	3)	STABILE, ANDY	15	1:10.40	
2)	GOULD, ERIC	18	0:46.50	4)	CADWELL, PETER	16	1:31.08		2)	LARSEN, DAVID	17	0:47.16	4)	BENNETT, DAVE	17	1:33.37	
37)	CORTLAND CTY NY					1:31.14			47)	LAS VEGAS NV						1:33.63	
1)	MANALE, ERIC	16	0:22.23	3)	WILLIAMS, SETH	14	1:08.92		1)	LANGEL, GREG	17	0:23.10	3)	BUNKER, MORGAN	18	1:10.83	
2)	SCZUPAK, ROB	17	0:45.85	4)	HAZARD, MIKE	18	1:31.14		2)	DARLING, PAUL	15	0:46.78	4)	SHTIGMAN, EYAL	23	1:33.63	
38)	RIDGEWOOD NJ					1:31.25			48)	GRT LOWELL MA						1:34.03	
1)	PRETTITORE, GLENN	16	0:23.08	3)	KOCHMAN, GILAD	17	1:08.64		1)	FOSTER, DUSTIN	14	0:23.75	3)	KOZOWYK, STEPHEN	14	1:11.26	
2)	PRETTITORE, PAUL	17	0:45.40	4)	MANGANO, FRED	18	1:31.25		2)	DIBIASIO, MICHAEL	16	0:47.92	4)	GOULDSON, SEAN	14	1:34.03	
39)	HUNTINGTON NY					1:31.58			49)	KOKOMO IN						1:34.31	
1)	OHSBERG, CARL	18	0:23.20	3)	RUSCH, BILLY	17	1:08.76		1)	HARDACRE, MIKE	17	0:23.01	3)	HOCH, GREG	15	1:10.95	
2)	MASCOLA, RICHARD	17	0:45.90	4)	YANKEY, PAUL	16	1:31.58		2)	GIFFORD, ROB	16	0:46.44	4)	HERR, LARRY	16	1:34.31	
40)	SUMMIT AREA NJ					1:31.74			50)	HAVERHILL MA						1:35.75	
1)	VERHAGEN, CAS	16	0:23.17	3)	WATTIS, GREG	15	1:09.89		1)	BLECZINSKI, MARK	17	0:24.31	3)	PATON, KEVIN	16	1:11.86	
2)	HOLLAND, ERIC	16	0:46.13	4)	DUTTENHOFER, STEV	16	1:31.74		2)	PEPIN, CURTIS	16	0:48.64	4)	LOVELY, CHRIS	17	1:35.75	

```
WW        WW   0000000   MMMM    MMMM  EEEEEEE  NNN     NN
WW        WW  000000000  MM MM  MM MM  EEEEEEE  NNNN    NN
WW        WW  00     00  MM  MMMM  MM  EE       NN NN   NN
WW   WW   WW  00     00  MM   MM   MM  EEEEEEE  NN  NN  NN
WW  WWWW  WW  00     00  MM        MM  EE       NN   NN NN
WW WW  WW WW  000000000  MM        MM  EEEEEEE  NN    NNNN
WWWW    WWWW   0000000   MM        MM  EEEEEEE  NN     NNN
```

SCORING 1 - 10

ALL EVENTS

1)	WILTON CT	131.0	19)	WAYNESBORO VA	17.0
2)	NEW CANAAN CT	92.0	20)	BEAVERCREEK OH	14.0
3)	LAS VEGAS NV	90.0	20)	BLUE ASH OH	14.0
4)	UPPER MAIN PA	89.0	20)	S E FAMILY IN	14.0
5)	NAPERVILLE IL	69.0	23)	CECIL COUNTY MD	12.0
6)	GRT JOLIET IL	65.0	24)	CEN CHESTER PA	11.0
7)	MILWAUKEE WI	50.0	25)	COLLIER CTY FL	9.0
8)	CHARLOTTES. VA	45.0	26)	ROANOKE VA	7.0
8)	CHAMPAIGN IL	45.0	27)	ELKHART CTY IN	6.0
10)	MORRIS CENTER NJ	43.0	28)	N SUBURBAN IL	5.0
11)	SARASOTA FL	42.0	29)	ROCK ISLAND IL	4.0
12)	READING PA	36.0	29)	LEXINGTON KY	4.0
13)	ROCHESTER MI	34.0	31)	CAPE ANN MA	3.0
14)	OAK PARK IL	33.0	31)	SOMERSET NJ	3.0
15)	CASS CTY IN	27.0	33)	KEENE FAMILY NH	2.0
16)	FANWOOD NJ	22.0	33)	LAKELAND NJ	2.0
16)	HOUSTON TX	22.0	35)	WESTPORT CT	1.0
16)	PARKERSBURG WV	22.0			

```
MM MM   MM MM  EEEEEEE  NNNN     NN
MM  MMMM  MM  EE       NN NN    NN
MM   MM   MM  EEEEEE   NN  NN   NN
MM        MM  EE       NN   NN NN
MM        MM  EEEEEEE  NN    NNNN
MM        MM  EEEEEEE  NN     NNN
```

SCORING 1 - 10

ALL EVENTS

1)	CHARLOTTES. VA	97.0	21)	UPPER MAIN PA	16.0
2)	HOUSTON TX	93.0	21)	PHOENIXVILLE PA	16.0
3)	MILWAUKEE WI	84.0	21)	LAS VEGAS NV	16.0
3)	COLLIER CTY FL	84.0	24)	POTTSTOWN PA	15.0
5)	GRT JOLIET IL	73.0	24)	FANWOOD NJ	15.0
6)	WILTON CT	55.0	24)	NEW HAVEN CT	15.0
7)	NEW CANAAN CT	45.0	27)	GRT SEATTLE WA	14.0
8)	HARRISBURG PA	44.0	28)	FLUSHING NY	12.0
8)	SARASOTA FL	44.0	28)	LAKELAND NJ	12.0
10)	NORTH CANTON OH	43.0	30)	MISSOURI ND	11.0
11)	RALEIGH NC	38.0	31)	VINELAND NJ	10.0
12)	SOMERSET VAL NJ	26.0	32)	RIDGEWOOD NJ	9.0
13)	GLENDALE CA	25.0	32)	SHENANGO PA	9.0
14)	PARKERSBURG WV	24.0	34)	NAPERVILLE IL	6.0
15)	S E FAMILY IN	22.0	35)	TWINBROOK IL	5.0
16)	SOMERSET NJ	21.0	36)	BEAVERCREEK OH	3.0
16)	ROCHESTER MI	21.0	36)	AUBURN NY	3.0
18)	BUTLER PA	20.0	38)	HAMDEN CT	2.0
19)	KNOXVILLE TN	17.0	38)	CAPE ANN MA	2.0
19)	WESTFIELD NJ	17.0			

```
 CCCCCC   0000000  MMMM    MMMM BBBBBBB  IIIIIIII NNN     NN EEEEEEE DDDDDDD
CCCCCCCC 000000000 MM MM  MM MM BBBBBBBB IIIIIIII NNNN    NN EEEEEEE DDDDDDD
CC    CC 00     00 MM  MMMM  MM BB    BB    II    NN NN   NN EE      DD    DD
CC       00     00 MM   MM   MM BBBBBBB     II    NN  NN  NN EEEEEE  DD    DD
CC    CC 00     00 MM        MM BB    BB    II    NN   NN NN EE      DD    DD
CCCCCCCC 000000000 MM        MM BBBBBBBB IIIIIIII NN    NNNN EEEEEEE DDDDDDDD
 CCCCCC   0000000  MM        MM BBBBBBB  IIIIIIII NN     NNN EEEEEEE DDDDDDD
```

SCORING 1 - 10

1)	WILTON CT	186.0	11)	NAPERVILLE IL	75.0
2)	CHARLOTTES. VA	142.0	12)	ROCHESTER MI	55.0
3)	GRT JOLIET IL	138.0	13)	PARKERSBURG WV	46.0
4)	NEW CANAAN CT	137.0	14)	FANWOOD NJ	37.0
5)	MILWAUKEE WI	134.0	15)	S E FAMILY IN	36.0
6)	HOUSTON TX	115.0	16)	SOMERSET NJ	24.0
7)	LAS VEGAS NV	106.0	17)	BEAVERCREEK OH	17.0
8)	UPPER MAIN PA	105.0	18)	LAKELAND NJ	14.0
9)	COLLIER CTY FL	93.0	19)	CAPE ANN MA	5.0
10)	SARASOTA FL	86.0			



ORLANDO, FLORIDA

NATIONAL YMCA

SWIMMING & DIVING CHAMPIONSHIPS

1987



FINAL RESULTS THURSDAY

APR. 22-25, 1987

ORLANDO,
FLORIDA
NATIONAL
YMCA
SWIMMING & DIVING CHAMPIONSHIPS
1987
FINAL
RESULTS
THURSDAY
APR. 22-25,1987

1987 NATIONAL YMCA SWIMMING AND DIVING CHAMPIONSHIPS
SHORT COURSE - JUSTUS AQUATIC CENTER
ORLANDO, FLORIDA

EVENT : 11 WOMEN 'S 3 METER DIVING **********
NATIONAL RECORD 478.50 M.FISCHBACH FT.DODGE,IA 4-24-82
QUALIFYING FOR NATIONALS .00

RANK	NAME	YEAR	TEAM	PRELIM	SEMI FINALS	FINALS
1	SCHUBERT,TAMI	18	MILWAUKEE WI	.00	447.40	434.15
2	STANLEY,KRISTEN	16	WESTPORT CT	.00	439.15	423.80
3	GAUDES,LAURIE	16	MILWAUKEE WI	.00	407.65	393.80
4	MIMS,TONYA	14	MOULTRIE GA	.00	379.70	389.80
5	DEGLOPPER,ERICA	18	MILWAUKEE WI	.00	359.70	382.10
6	MOCK,LORI	17	MOULTRIE GA	.00	354.85	365.30
7	RUSIN,KIM	15	SOMERSET VAL NJ	.00	358.25	364.60
8	TAPPEN,JILL	14	SOMERSET VAL NJ	.00	358.60	357.15
9	BUNKER,NICOLE	17	SOMERSET VAL NJ	.00	350.45	
10	HODGENS,JULIANNE	17	CAPE ANN MA	.00	342.75	
11	MARTIN,LAURA	16	WESTPORT CT	.00	341.10	
12	SKOGG,RACHEL	17	GREEN BAY WI	.00	335.40	
13	FARRA,LISA	17	UPPER MAIN PA	.00	334.70	
14	ANDERSON,JOY	15	GREEN BAY WI	.00	333.70	
15	BLOCK,TAMARA	16	WESTPORT CT	.00	322.35	
16	MARTIN,ELLEN	16	SOMERSET VAL NJ	.00	321.10	
17	TERRELL,BRANDY	18	MOULTRIE GA	.00	314.60	
18	MILLER,SASHA	15	YORK AND YORK PA	.00	302.70	
19	DODDS,KARIN	16	MILWAUKEE WI	.00	299.80	
20	LABAR,DEBBIE	15	SOMERSET VAL NJ	.00	299.20	
21	BAK,KIM	15	NEW CANAAN CT	.00	298.50	
22	FREDICKS,ROSIE	15	MILWAUKEE WI	.00	297.35	
23	CONRAD,JENNY	16	GREEN BAY WI	.00	296.55	
24	STELTENPOHL,LISA	16	BLUE ASH OH	.00	295.90	
25	MASTERS,AMY	12	SOMERSET VAL NJ	.00	285.30	
26	MESSINGER,MEREDITH	16	CHESTER PA	.00	277.00	
27	PETERSON,KATIE		NEW CANAAN CT	.00	271.40	
28	FRIEDMAN,MARCI	15	POWEL CROSLEY OH	.00	264.40	
29	CZUCHAN,ANDREA	16	CHESTER PA	.00	262.00	
30	MITCHELL,MEGHAN	14	BRADFORD PA	.00	259.00	
31	SHARPE,MARIA	18	POWEL CROSLEY OH	.00	246.05	
32	PARRISH,CARI	17	BEAVERCREEK OH	.00	225.65	
33	FROSETCH,TRINA	14	GREEN BAY WI	.00	92.55	
34	HAMILTON,RENEE	17	CHESTER PA	.00	79.95	
35	HAZAERT,ALLICIA	14	GREEN BAY WI	.00	78.45	
36	WHITAKER,KERRI	12	CHESTER PA	.00	78.30	
37	RAIFF,JENNY	17	BEAVERCREEK OH	.00	77.55	

EVENT : 12 MEN 'S 1 METER DIVING **********
NATIONAL RECORD 487.45 F.D'AMICO RIDGEWOOD,NJ 1972
QUALIFYING FOR NATIONALS .00

RANK	NAME	YEAR	TEAM	PRELIM	SEMI FINALS	FINALS
1	BAELL,BRAD	17	MOULTRIE GA	.00	442.85	455.90
2	EAGLES,JEFF	18	CAPE ANN MA	.00	383.25	409.10
3	IAMS,KENNY	18	HARRISBURG PA	.00	392.70	398.15
4	SCHICIANO,JASON		BIRMINGHAM MI	.00	379.65	385.20
5	JAMISON,DOUG	17	UPPER MAIN PA	.00	380.80	379.10
6	HUMMEL,HANS	17	NEW CANAAN CT	.00	365.45	362.10
7	ROGERS,BOB	14	MOULTRIE GA	.00	339.55	349.95
8	SALUS,CHRIS	16	UPPER MAIN PA	.00	336.40	315.15
9	KEENE,RICKY	16	CAPE ANN MA	.00	332.85	
10	EVERETT,BILL	17	SOMERSET VAL NJ	.00	318.00	
11	BENTON,MATT	18	HARRISBURG PA	.00	316.60	
12	MARTIN,KENNY	18	SOMERSET VAL NJ	.00	311.70	
13	CORMIER,HANK	18	SOUTHEASTERN CT	.00	311.45	
14	HORNER,ERIC	17	HARRISBURG PA	.00	306.60	
15	BOTCHER,BRIAN	15	WESTPORT CT	.00	304.30	
16	LONG,JAMES	17	POWEL CROSLEY OH	.00	303.50	
17	BAKER,BILL		NEW CANAAN CT	.00	298.95	
18	DETUNG,PETER	17	KETTLE WI	.00	298.10	
19	O'ROURKE,ANDREW	18	WESTPORT CT	.00	297.70	
20	ROCKHILL,KEVIN	18	ANDERSON IN	.00	297.50	
21	HENDRIX,ERIC	18	NORTH CANTON OH	.00	294.30	
22	MACKOFF,ANDREW	17	SOMERSET VAL NJ	.00	289.40	

EVENT : 12 MEN 'S 1 METER DIVING

23	GREENE,DAVID	18	AKRON OH	.00	281.45
24	EARL,MATT	17	CAPE ANN MA	.00	280.50
25	RYNNING,RALPH	15	WESTPORT CT	.00	271.55
26	LAWRENCE,MATT	15	SOMERSET VAL NJ	.00	263.15
27	BHARDWAJ,ANIL	18	AKRON OH	.00	262.55
28	HILL,BRADY	18	YORK AND YORK PA	.00	259.45
29	BRITTON,KEVIN	16	SUNBURY PA	.00	257.95
30	GALLIC,KEITH	18	WESTFIELD NJ	.00	253.70
31	GAMBLE,BRETT	17	ROCK ISLAND IL	.00	253.60
32	MURRAY,PAT	16	SIDNEY-SHELBY OH	.00	245.65
33	HARISTON,MARC	18	KALAMAZOO MI	.00	129.00
34	COMBS,SHAWN	17	AKRON OH	.00	128.40
35	TIBBS,JEREMY	16	WENATCHEE WA	.00	124.00
36	STAHLMAN,KEVIN	16	SOMERSET VAL NJ	.00	113.40
37	WHITE,MATT	16	COLLIER CTY FL	.00	102.05
38	KEATING,BRETT	17	KALAMAZOO MI	.00	100.50
39	GILLMORE,BRIAN	16	ANDERSON IN	.00	98.40
40	SILICH,STEPHAN	17	BAYONNE NJ	.00	88.55
41	TWISTE,CRAIG	15	BAYONNE NJ	.00	83.85
42	ASHBROOK,BRIAN	15	WENATCHEE WA	.00	51.50

1987 NATIONAL YMCA SWIMMING AND DIVING CHAMPIONSHIPS
SHORT COURSE - JUSTUS AQUATIC CENTER
ORLANDO, FLORIDA

EVENT : 13 WOMEN 'S 200 YARDS BUTTERFLY
NATIONAL RECORD 2:00.76 K.DEVLIN WILTON, CT
QUALIFYING FOR NATIONALS 2:20.59

****
4-26-84

PLACE	NAME	YEAR	TEAM	TRIALS	FINAL
CHAMPIONSHIP FINAL					
1)	JORGENSEN, JANEL 0:27.01 0:57.07	15	WILTON CT 1:28.38 2:00.27	2:02.01	2:00.27 **
** NATIONAL RECORD					
2)	REID, JULIE 0:27.64 0:58.41	18	NEW CANAAN CT 1:29.89 2:01.62	2:04.00	2:01.62
3)	BRIFFITH, GINNY 0:27.68 0:58.48	16	WAYNESBORO VA 1:30.31 2:01.97	2:02.69	2:01.97
4)	HANNENIAN, HEIDI 0:27.00 0:58.00	16	HAVERHILL MA 1:30.35 2:03.19	2:06.76	2:03.19
5)	BAINES, ASHLI 0:28.75 1:00.79	15	GREENVILLE SC 1:33.01 2:05.33	2:09.06	2:05.33
6)	RAKOSKI, LISA 0:28.37 1:00.15	18	GRT JOLIET IL 1:32.41 2:05.94	2:06.79	2:05.94
7)	FARISS, ANGELA 0:28.75 1:00.66	16	ROANOKE VA 1:33.97 2:07.55	2:09.35	2:07.55
8)	KUETHER, KAREN 0:28.42 1:00.20	16	SPARTANBURG SC 1:33.28 2:07.85	2:07.57	2:07.85
CONSOLATION FINAL					
9)	RAINS, TIA 0:28.31 1:00.63	15	NAPERVILLE IL 1:33.64 2:07.41	2:09.62	2:07.41
10)	SMITH, JENNIFER 0:28.47 1:00.67	14	GREENVILLE SC 1:33.96 2:07.48	2:10.22	2:07.48
11)	ASHLEY, DYER 0:29.12 1:01.05	15	LEXINGTON KY 1:34.53 2:08.20	2:10.42	2:08.20
12)	BAIRD, JENNIFER 0:29.50 1:02.25	15	NEW HAVEN CT 1:35.64 2:08.70	2:10.00	2:08.70
13)	NORDEMAN, JOYCE 0:29.49 1:02.03	16	BLUE ASH OH 1:35.59 2:09.43	2:10.40	2:09.43
14)	SHAPIRO, SUZANNE 0:28.72 1:01.02	17	WILTON CT 1:33.69 2:09.50	2:10.56	2:09.50
15)	BATT, SHARON 0:29.04 1:01.27	15	NEW CANAAN CT 1:34.71 2:11.00	2:10.58	2:11.00
16)	CAROE, CHRISTINA 0:29.52 1:02.71	17	WESTFIELD NJ 1:37.18 2:12.50	2:10.94	2:12.50

1)	JORGENSEN, JANEL 0:27.58 0:58.29	15	WILTON CT 1:30.37 2:02.01	2:02.01
2)	BRIFFITH, GINNY 0:28.33 0:59.83	16	WAYNESBORO VA 1:31.20 2:02.69	2:02.69
3)	REID, JULIE 0:27.53 0:58.38	18	NEW CANAAN CT 1:30.89 2:04.00	2:04.00
4)	HANNENIAN, HEIDI 0:27.78 0:58.96	16	HAVERHILL MA 1:31.83 2:06.76	2:06.76
5)	RAKOSKI, LISA 0:28.25 0:59.69	18	GRT JOLIET IL 1:32.45 2:06.79	2:06.79
6)	KUETHER, KAREN 0:28.22 0:59.83	16	SPARTANBURG SC 1:32.79 2:07.57	2:07.57
7)	BAINES, ASHLI 0:28.49 1:00.41	15	GREENVILLE SC 1:34.34 2:09.06	2:09.06
8)	FARISS, ANGELA 0:28.70 1:01.22	16	ROANOKE VA 1:34.89 2:09.35	2:09.35
9)	RAINS, TIA 0:28.72 1:01.48	15	NAPERVILLE IL 1:35.25 2:09.62	2:09.62
10)	BAIRD, JENNIFER 0:29.70 1:02.56	15	NEW HAVEN CT 1:36.35 2:10.00	2:10.00
11)	SMITH, JENNIFER 0:29.21 1:01.90	14	GREENVILLE SC 1:35.58 2:10.22	2:10.22
12)	NORDEMAN, JOYCE 0:29.61 1:02.42	16	BLUE ASH OH 1:36.02 2:10.40	2:10.40
13)	ASHLEY, DYER 0:28.80 1:01.50	15	LEXINGTON KY 1:36.27 2:10.42	2:10.42
14)	SHAPIRO, SUZANNE 0:28.55 1:00.52	17	WILTON CT 1:33.39 2:10.56	2:10.56
15)	BATT, SHARON 0:29.35 1:01.90	15	NEW CANAAN CT 1:35.95 2:10.58	2:10.58
16)	CAROE, CHRISTINA 0:29.76 1:03.33	17	WESTFIELD NJ 1:36.93 2:10.94	2:10.94
17)	PASILAGAN, AILEEN 0:28.99 1:01.74	17	PARKERSBURG WV 1:35.94 2:10.99	2:10.99
18)	DAVID, AMY 0:28.81 1:01.54	15	CASS CTY IN 1:35.44 2:11.06	2:11.06
19)	SPRTEL, JOANNA 0:29.01 1:01.48	14	OAK PARK IL 1:35.91 2:11.21	2:11.21
19)	SIZENTE, SUSIE 0:28.31 1:01.31	16	COUNTRYSIDE OH 1:35.77 2:11.21	2:11.21
21)	KAMPSCHROEDER, LORI 0:29.43 1:01.82	18	NAPERVILLE IL 1:36.07 2:11.60	2:11.60
22)	ILL, KATIE 0:30.18 1:02.77	17	KALAMAZOO MI 1:36.57 2:11.97	2:11.97
23)	PLIFKA, STEPHANIE 0:29.74 1:02.86	14	SARASOTA FL 1:36.82 2:12.39	2:12.39
24)	KELLNER, JACKIE 0:29.73 1:02.98	16	MILWAUKEE WI 1:37.58 2:12.67	2:12.67
25)	WILCZAK, MELISSA 0:28.89 1:01.88	14	GRT JOLIET IL 1:36.47 2:12.78	2:12.78
26)	LIVENGOOD, ELAINE 0:29.68 1:02.21	13	WINSTON-SALEM NC 1:36.69 2:13.14	2:13.14
27)	NENTON, MARSHA 0:28.67 1:01.54	14	NAPERVILLE IL 1:37.14 2:13.15	2:13.15
28)	ALLEN, COURTNEY 0:29.56 1:03.10	16	METAIRIE LA 1:37.57 2:13.35	2:13.35
28)	MACPHERSON, LAURIE 0:29.18 1:02.03	16	GLENDALE CA 1:36.41 2:13.35	2:13.35
30)	FRANTZ, RUTH 0:28.66 1:01.94	18	SIDNEY-SHELBY OH 1:37.23 2:13.41	2:13.41
31)	HEGARTY, MOLLY 0:28.33 1:00.35	17	MILWAUKEE WI 1:35.99 2:13.55	2:13.55
32)	SOMMER, JOANNE 0:29.57 1:03.68	17	KANKAKEE IL 1:38.34 2:13.69	2:13.69
33)	MOODY, SUSAN 0:30.71 1:04.49	15	WINSTON-SALEM NC 1:38.75 2:13.81	2:13.81
34)	HENDERSON, WENDY 0:30.07 1:04.14	15	CECIL COUNTY MD 1:38.56 2:13.84	2:13.84
35)	DICKSON, KIMBERLY 0:30.18 1:04.17	16	JANESVILLE WI 1:39.03 2:13.99	2:13.99
36)	MERCUGLIANO, LAURA 0:29.92 1:03.34	18	NEW HAVEN CT 1:38.66 2:14.06	2:14.06

(CONTINUED ON NEXT PAGE)

EVENT : 13 WOMEN 'S 200 YARDS BUTTERFLY

37)	MCLOUGHLIN, CATHY 0:30.21 1:03.71	17	FLUSHING NY 1:38.56 2:14.49	2:14.49
38)	BARNDT, CHERYL 0:30.37 1:04.10	16	S E FAMILY IN 1:39.20 2:14.77	2:14.77
39)	BAK, JACKIE 0:28.87 1:02.10	17	YOUNGSTOWN OH 1:37.57 2:14.84	2:14.84
40)	FINGALSON, STACY 0:29.41 1:02.88	14	KNOXVILLE TN 1:38.76 2:14.86	2:14.86
41)	SOLAKOFF, PATRICIA 0:29.63 1:03.23	15	OLD COLONY Y MA 1:38.77 2:15.12	2:15.12
41)	PEARSON, PENNY 0:30.27 1:03.71	16	GRT JOLIET IL 1:38.88 2:15.12	2:15.12
43)	BLASTOS, SARA 0:29.69 1:02.59	16	WESTPORT CT 1:37.72 2:15.16	2:15.16
44)	HERNANDEZ, VERONICA 0:31.24 1:05.24	12	GLENDALE CA 1:40.34 2:15.31	2:15.31
45)	SMITH, TERRI 0:28.56 1:01.51	15	RIDGEWOOD NJ 1:36.96 2:15.35	2:15.35
46)	CONSIDINE, TRISH 0:29.65 1:02.98	16	RED BANK NJ 1:38.02 2:15.39	2:15.39
47)	HAMPTON, MICHELE 0:30.00 1:03.88	17	LEXINGTON KY 1:39.80 2:15.81	2:15.81
48)	MACKENZIE, ANNIE 0:28.91 1:03.65	13	WILTON CT 1:39.41 2:16.00	2:16.00
49)	NIDXA, SHELLY 0:30.31 1:04.06	17	SARASOTA FL 1:38.97 2:16.11	2:16.11
50)	CHRISTIANSEN, TRACEY 0:30.62 1:04.62	14	NEW CANAAN CT 1:40.39 2:16.52	2:16.52
51)	WHITAKER, CARON 0:30.23 1:04.37	17	CAPE ANN MA 1:39.77 2:16.62	2:16.62
52)	WELCHMAN, JANE 0:29.52 1:03.23	16	NEW CANAAN CT 1:39.38 2:16.74	2:16.74
53)	FRITSCH, KIM 0:29.05 1:02.48	15	G NIPPERT OH 1:38.66 2:16.84	2:16.84
53)	TAYLOR, CHERI 0:30.59 1:04.93	17	MORRIS CENTER NJ 1:40.04 2:16.84	2:16.84
55)	WALLACE, PAIGE 0:30.13 1:03.60	17	ROSS CTY OH 1:38.87 2:16.94	2:16.94
56)	GREGORY, BECKY 0:29.90 1:04.51	14	LAKELAND NJ 1:39.96 2:17.13	2:17.13
57)	BAJIRVIC, JACKIE 0:30.42 1:05.13	15	SAN PEDRO CA 1:40.71 2:17.30	2:17.30
58)	ROSLER, ROBIN 0:29.88 1:04.22	15	SOUTH TOLEDO OH 1:40.07 2:17.39	2:17.39
59)	TURNBULL, EFFIE 0:29.98 1:04.37	14	FORD CENTRAL MI 1:41.49 2:17.41	2:17.41
60)	BAYER, HOLLY 0:30.83 1:07.32	13	MILWAUKEE WI 1:42.12 2:17.49	2:17.49
61)	ALLERSON, LEIGH 0:30.82 1:05.00	16	SPARTANBURG SC 1:40.60 2:17.72	2:17.72
62)	RAMSEY, JENA 0:30.00 1:04.50	16	LEXINGTON KY 1:40.79 2:17.75	2:17.75
63)	CROSBY, KELLY 0:30.90 1:05.89	14	PALISADES CA 1:42.22 2:17.86	2:17.86
64)	JAMISON, KATHY 0:31.23 1:05.92	14	UPPER MAIN PA 1:41.63 2:17.98	2:17.98
65)	SCHAFER, MARY 0:29.90 1:04.63	15	FLUSHING NY 1:41.15 2:18.23	2:18.23
66)	IGNACE, THEKLA 0:30.17 1:04.76	15	MILWAUKEE WI 1:40.88 2:18.26	2:18.26
67)	LIVINGSTON, KAREN 0:31.07 1:04.86	15	RED BANK NJ 1:41.24 2:18.63	2:18.63
68)	SOLLMANN, MICHELLE 0:30.82 1:05.13	15	DAYTON N.W. OH 1:42.10 2:18.77	2:18.77
69)	EGGLESTON, JILL 0:29.72 1:03.28	16	SARASOTA FL 1:39.92 2:19.14	2:19.14
70)	CINCO, JEAN 0:31.05 1:06.50	16	MORRIS CENTER NJ 1:42.95 2:19.26	2:19.26

(CONTINUED)

71)	MARTIN, KELLY 0:30.69 1:05.48	16	RIDGEWOOD NJ 1:41.93 2:19.27	2:19.27
72)	TALERICO, ANN MARIE 0:30.57 1:04.73	16	RED BANK NJ 1:41.53 2:19.30	2:19.30
73)	ADAMS, JULIE 0:30.91 1:05.69	16	NORTHWESTERN IL 1:42.64 2:19.59	2:19.59
74)	FEARON, HEIDI 0:31.73 1:07.57	13	BOISE FAMILY ID 1:43.94 2:19.67	2:19.67
75)	MURPHY, MAUREEN 0:31.21 1:05.68	17	ANDOVER NORTH MA 1:41.40 2:19.91	2:19.91
76)	RAY, KIM 0:31.21 1:06.47	17	St AUGUSTINE FL 1:43.10 2:19.95	2:19.95
76)	WOLF, JENNY 0:31.79 1:07.05	15	DAYTON CEN. OH 1:42.87 2:19.95	2:19.95
78)	HALL, AMY 0:30.78 1:05.83	15	HARRISBURG PA 1:41.82 2:19.96	2:19.96
79)	MCNAMEE, MEGAN 0:30.16 1:04.89	14	UPPER MAIN PA 1:41.33 2:20.01	2:20.01
80)	DUDZIC, SHELLEY 0:30.62 1:05.52	17	METAIRIE LA 1:41.73 2:20.03	2:20.03
81)	BERRY, HOLLY 0:31.41 1:07.16	13	MANSFIELD OH 1:43.72 2:20.09	2:20.09
82)	MCLOUGHLIN, PATRICIA 0:31.24 1:06.40	15	FLUSHING NY 1:43.01 2:20.24	2:20.24
83)	MALONEY, MARIELLE 0:30.54 1:05.23	16	CAPE ANN MA 1:41.57 2:20.30	2:20.30
84)	TRAABE, LAURA 0:31.36 1:05.95	16	STATE COLLEGE PA 1:42.72 2:20.41	2:20.41
85)	BEHRINGER, KATHY 0:30.10 1:04.61	17	CANTON OH 1:42.27 2:20.64	2:20.64
86)	ROME, MONICA 0:31.76 1:07.82	16	MELROSE MA 1:43.49 2:20.78	2:20.78
87)	LORENC, GABRIELLE 0:29.39 1:03.07	13	SOUTH BEND IN 1:40.17 2:20.89	2:20.89
88)	RICE, AMY 0:30.86 1:06.76	13	ELKHART CTY IN 1:44.68 2:21.19	2:21.19
89)	ATKINS, KRISTIN 0:31.33 1:06.63	16	PARKERSBURG WV 1:44.39 2:21.86	2:21.86
90)	CARAHER, JENNIFER 0:30.90 1:06.31	16	EAST SUB. PA 1:43.57 2:21.97	2:21.97
91)	DWANE, MARY ELLEN 0:30.77 1:06.28	15	SOMERSET VAL NJ 1:44.12 2:22.09	2:22.09
92)	BECKWITH, ANGIE 0:31.66 1:07.14	15	ROCK ISLAND IL 1:44.35 2:22.54	2:22.54
93)	RICHLEY, RENEE 0:30.31 1:05.31	17	BEAVERCREEK OH 1:43.29 2:23.51	2:23.51
94)	KORIN, JILL 0:30.79 1:07.05	15	SOUTHINGTON CT 1:45.05 2:23.64	2:23.64
95)	SMITH, DESI 0:30.85 1:06.81	15	SCOTTDALE PA 1:44.81 2:23.98	2:23.98
96)	MARTINSEN, PAM 0:30.97 1:06.42	16	RIDGEWOOD NJ 1:44.89 2:24.13	2:24.13
97)	LARAIA, GINGER 0:30.79 1:05.53	15	HOUSTON TX 1:43.16 2:24.21	2:24.21
98)	MARSHALL, KELLI 0:31.01 1:06.52	17	RED BANK NJ 1:44.75 2:24.48	2:24.48
99)	JARRELL, MEREDITH 0:31.00 1:06.63	15	CECIL COUNTY MD 1:44.45 2:24.53	2:24.53
100)	FLYNT, KATIE 0:33.09 1:09.71	18	WINSTON-SALEM NC 1:46.34 2:25.31	2:25.31
101)	MONN, STEPHANIE 0:31.69 1:08.32	16	FREDERICKSBURG V 1:46.51 2:25.32	2:25.32
102)	GRAY, PAULA 0:31.43 1:07.71	17	BALTIMORE MD 1:46.43 2:26.71	2:26.71
	ROBSON, CHRISTIN	13	SCOTTDALE PA	DISQUAL

A)

1987 NATIONAL YMCA SWIMMING AND DIVING CHAMPIONSHIPS
SHORT COURSE - JUSTUS AQUATIC CENTER
ORLANDO, FLORIDA

EVENT : 14 MEN 'S 200 YARDS BUTTERFLY **********
NATIONAL RECORD 1:46.70 M.STEWART J.MEMORIAL,NC 4-18-85
QUALIFYING FOR NATIONALS 2:09.49

PLACE	NAME	YEAR	TEAM	TRIALS	FINAL
CHAMPIONSHIP FINAL					
1)	KLEINFELTER,RICK 0:24.68 0:52.37	16	KNOXVILLE TN 1:28.35 1:48.79	1:49.70	1:48.78
2)	WHITE,TERRY 0:25.35 0:53.61	18	CHARLOTTES. VA 1:22.20 1:52.82	1:53.92	1:52.82
3)	FARIS,HENRY 0:25.17 0:53.85	16	GREENVILLE SC 1:22.98 1:52.31	1:54.40	1:52.31
4)	KUSTER,STEVE 0:24.82 0:52.91	17	NEW HAVEN CT 1:22.46 1:52.38	1:53.78	1:52.37
5)	KESLER,JOHN 0:24.65 0:53.04	17	HARRISBURG PA 1:22.58 1:54.35	1:54.74	1:54.35
6)	CASTAGNOS,CHIP 0:25.62 0:54.44	18	HOUMA LA 1:24.40 1:54.89	1:55.29	1:54.89
7)	EDMONDSON,GREG 0:25.87 0:55.81	19	BEAVERCREEK OH 1:25.12 1:55.81	1:56.18	1:55.81
8)	HAUGEN,STEVE 0:26.56 0:56.53	18	BEAVERCREEK OH 1:26.91 1:57.39	1:56.16	1:57.39
CONSOLATION FINAL					
9)	BUNKER,MORGAN 0:26.59 0:55.78	18	LAS VEGAS NV 1:25.37 1:54.84	1:57.11	1:54.84
10)	SISK,THOMAS 0:26.23 0:56.19	17	GRT JOLIET IL 1:25.09 1:56.27	1:57.86	1:55.24
11)	MACCHIA,MICHAEL 0:25.82 0:54.60	17	FLUSHING NY 1:24.89 1:56.10	1:57.49	1:56.10
12)	PRETTITORE,PAUL 0:26.04 0:55.68	17	RIDGEWOOD NJ 1:25.54 1:56.27	1:56.80	1:56.27
13)	KROUPA,ANDY 0:26.11 0:55.93	18	COLLIER CTY FL 1:26.16 1:57.63	1:58.73	1:57.62
14)	RUBOCKI,JOHN 0:26.79 0:56.05	17	GRT JOLIET IL 1:26.70 1:58.09	1:57.55	1:58.09
15)	MORRISSEY,TIM 0:27.30 0:57.50	16	BLUE ASH OH 1:28.11 1:58.53	1:59.13	1:58.53
16)	SPEES,SCOTT 0:26.64 0:56.82	17	BEAVERCREEK OH 1:27.59 1:59.18	1:58.80	1:59.18

1)	KLEINFELTER,RICK 0:25.22 0:52.88	16	KNOXVILLE TN 1:21.26 1:49.70	1:49.70	
2)	KUSTER,STEVE 0:25.53 0:54.51	17	NEW HAVEN CT 1:24.31 1:53.78	1:53.78	
3)	WHITE,TERRY 0:25.01 0:53.84	18	CHARLOTTES. VA 1:23.19 1:53.92	1:53.92	
4)	FARIS,HENRY 0:25.38 0:54.12	16	GREENVILLE SC 1:23.95 1:54.40	1:54.40	
5)	KESLER,JOHN 0:24.82 0:53.26	17	HARRISBURG PA 1:22.89 1:54.74	1:54.74	
6)	CASTAGNOS,CHIP 0:25.88 0:54.61	18	HOUMA LA 1:24.49 1:55.29	1:55.29	
7)	HAUGEN,STEVE 0:26.56 0:55.99	18	BEAVERCREEK OH 1:25.80 1:56.16	1:56.16	
8)	EDMONDSON,GREG 0:25.95 0:55.27	19	BEAVERCREEK OH 1:25.31 1:56.18	1:56.18	
9)	PRETTITORE,PAUL 0:25.80 0:54.74	17	RIDGEWOOD NJ 1:25.16 1:56.80	1:56.80	
10)	BUNKER,MORGAN 0:26.60 0:55.81	18	LAS VEGAS NV 1:26.44 1:57.11	1:57.11	
11)	MACCHIA,MICHAEL 0:25.88 0:54.90	17	FLUSHING NY 1:24.84 1:57.49	1:57.49	
12)	RUBOCKI,JOHN 0:25.84 0:55.16	17	GRT JOLIET IL 1:25.76 1:57.55	1:57.55	
13)	SISK,THOMAS 0:26.26 0:55.52	17	GRT JOLIET IL 1:25.89 1:57.86	1:57.86	
14)	KROUPA,ANDY 0:26.24 0:56.67	18	COLLIER CTY FL 1:27.36 1:58.73	1:58.73	
15)	SPEES,SCOTT 0:26.16 0:55.76	17	BEAVERCREEK OH 1:27.01 1:58.80	1:58.80	
16)	MORRISSEY,TIM 0:26.70 0:56.88	16	BLUE ASH OH 1:27.02 1:59.13	1:59.13	
17)	FORRESTER,JIMMY 0:26.50 0:56.73	17	GASTON CTY NC 1:27.93 1:59.17	1:59.17	
18)	KAMMER,SCOTT 0:27.33 0:57.73	15	MILWAUKEE WI 1:28.92 1:59.26	1:59.26	
19)	BRUNNER,CHUCK 0:26.86 0:56.52	16	HARRISBURG PA 1:27.38 1:59.49	1:59.49	
19)	DARLING,PAUL 0:26.09 0:55.45	15	LAS VEGAS NV 1:26.25 1:59.49	1:59.49	
21)	ROCHE,STEPHAN 0:25.67 0:55.22	17	WILTON CT 1:26.65 1:59.64	1:59.64	
22)	ROSS,DAVID 0:27.11 0:57.08	16	SARASOTA FL 1:27.56 1:59.73	1:59.73	
23)	BAIN,MORGAN 0:26.52 0:56.94	16	NEW CANAAN CT 1:28.03 1:59.79	1:59.79	
24)	ST.PIERRE,EDWARD 0:26.18 0:55.90	18	DANVERS MA 1:27.32 1:59.93	1:59.93	
25)	STAKEL,RICK 0:25.34 0:54.95	17	CORTLAND CTY NY 1:27.01 2:00.48	2:00.48	
26)	CHANG,MICHAEL 0:27.49 0:58.74	14	GLENDALE CA 1:29.12 2:00.50	2:00.50	
27)	ZELLER,MARK 0:27.12 0:56.75	17	NEW HAVEN CT 1:28.33 2:00.55	2:00.55	
28)	MERRITT,RUSS 0:26.52 0:56.93	16	GREENVILLE SC 1:28.35 2:00.63	2:00.63	
29)	RYAN,MICHAEL 0:26.52 0:56.85	16	HAMDEN CT 1:28.33 2:00.69	2:00.69	
30)	BALIOTTI,MARC 0:26.65 0:56.68	16	NEW CANAAN CT 1:28.00 2:01.25	2:01.25	

(CONTINUED ON NEXT PAGE)

EVENT : 14 MEN 'S 200 YARDS BUTTERFLY (CONTINUED)

31)	BRAUSER,JASON 0:26.29 0:57.20	18	GRT SEATTLE WA 1:28.65 2:01.29	2:01.29
32)	KLUMB,TODD 0:27.18 0:57.51	16	NAPERVILLE IL 1:29.04 2:01.34	2:01.34
33)	BURKEY,KEVIN 0:26.86 0:57.36	18	HARRISBURG PA 1:29.11 2:01.49	2:01.49
34)	DICK,BRIAN 0:25.82 0:55.71	17	NAPERVILLE IL 1:27.51 2:01.61	2:01.61
35)	GROSS,DAN 0:26.22 0:56.52	16	WAUKESHA WI 1:28.92 2:01.75	2:01.75
36)	WAGNER,MIKE 0:26.30 0:56.23	17	NEWARK OH 1:28.32 2:01.84	2:01.84
37)	REINHARD,RICK 0:26.66 0:57.25	18	LAKELAND NJ 1:28.98 2:02.08	2:02.08
38)	QUICK,MIKE 0:27.51 0:58.35	17	DAYTON N.W. OH 1:30.14 2:02.19	2:02.19
39)	HENDRICKSON,KENNITH 0:25.98 0:55.61	18	BATTLE CREEK MI 1:26.84 2:02.66	2:02.66
40)	SIMMS,KARL 0:26.29 0:56.88	15	PARKERSBURG WV 1:29.53 2:02.98	2:02.98
41)	BILYEAU,CRAIG 0:26.31 0:56.79	16	COLLIER CTY FL 1:28.98 2:03.66	2:03.66
42)	HOLDREN,AARON 0:27.50 0:58.34	16	SARASOTA FL 1:30.11 2:03.68	2:03.68
43)	O'DONNELL,DAVID 0:27.44 0:58.65	16	VINELAND NJ 1:31.12 2:03.89	2:03.89
44)	JENSEN,STEVEN 0:27.26 0:57.45	17	GRAND ISLAND NE 1:29.06 2:03.93	2:03.93
45)	MCCURRACH,GEORGE 0:26.68 0:57.48	17	RED BANK NJ 1:29.87 2:03.94	2:03.94
46)	FARNAU,STEVE 0:26.23 0:57.58	16	LEXINGTON KY 1:30.53 2:03.97	2:03.97
47)	FINGALSON,STEVEN 0:27.35 0:58.26	17	KNOXVILLE TN 1:30.59 2:04.22	2:04.22
48)	REEVES,JASON 0:27.13 0:58.03	17	ELKHART CTY IN 1:30.49 2:04.32	2:04.32
49)	TOLLE,MIKE 0:26.98 0:58.63	15	CHAPEL HILL NC 1:31.19 2:04.36	2:04.36
49)	BLALOCK,BRIAN 0:27.38 0:58.40	15	FREDERICKSBURG V 1:30.62 2:04.36	2:04.36
51)	SAMOSE,JASON 0:27.26 0:58.35	15	WILTON CT 1:30.07 2:04.37	2:04.37
52)	HAMPTON,GEOFF 0:26.86 0:57.57	15	LEXINGTON KY 1:29.99 2:04.40	2:04.40
53)	HARRIS,KIRK 0:26.10 0:56.86	17	GRT SEATTLE WA 1:29.63 2:04.43	2:04.43
54)	KURTH,DAN 0:27.15 0:58.65	17	SOUTH TOLEDO OH 1:31.56 2:04.46	2:04.46
55)	OBERER,SEAN 0:28.10 0:59.35	16	DAYTON N.W. OH 1:31.71 2:04.54	2:04.54
56)	BECK,ERIC 0:27.53 0:58.22	15	GRT JOLIET IL 1:30.03 2:04.70	2:04.70
57)	FOSTER,DUSTIN 0:26.91 0:57.74	14	GRT LOWELL MA 1:30.17 2:04.91	2:04.91
58)	STUART,PETER 0:26.65 0:57.38	18	NEW CANAAN CT 1:30.17 2:05.11	2:05.11
59)	MOSEMAN,MATTHEW 0:26.49 0:57.12	17	MADISON WEST WI 1:30.71 2:05.14	2:05.14
60)	FINK,ROB 0:27.75 0:59.00	16	COLLIER CTY FL 1:31.89 2:05.46	2:05.46
61)	BACH,KEVIN 0:28.51 1:00.01	17	BLUE ASH OH 1:31.97 2:05.53	2:05.53
62)	LINENBERG,MICHAEL 0:27.37 0:58.63	16	FANWOOD NJ 1:31.12 2:05.54	2:05.54
63)	GRAY,RICHARD 0:27.84 0:59.71	18	CHAPEL HILL NC 1:32.44 2:05.55	2:05.55
64)	HOLLEY,PATRICK 0:28.39 0:59.89	16	N MIDDLESEX CT 1:32.79 2:05.61	2:05.61
65)	GYURKO,ZOLTAN 0:28.25 1:00.01	14	SAN PEDRO CA 1:33.09 2:05.67	2:05.67
66)	BREDIN,CHRIS 0:27.02 0:57.65	18	MORRIS CENTER NJ 1:30.61 2:05.73	2:05.73
67)	STUHLTRAGER,STEVE 0:26.17 0:57.18	17	E DELAWARE PA 1:30.69 2:05.82	2:05.82
68)	BOYD,MIKE 0:28.54 1:00.01	15	DAYTON N.W. OH 1:31.60 2:05.92	2:05.92
69)	STRONG,KEVIN 0:28.48 1:00.05	16	WESTPORT CT 1:33.12 2:06.08	2:06.08
70)	MARTIN,KIRK 0:27.91 0:59.21	17	CLEVELAND TN 1:31.80 2:06.11	2:06.11
71)	BRUHA,STEPHEN 0:27.32 0:58.81	16	ANNE ARUNDEL MD 1:31.93 2:06.35	2:06.35
71)	COOK,BILL 0:27.38 0:58.63	18	NAPERVILLE IL 1:31.18 2:06.35	2:06.35
73)	HUNTER,CHRISTIAN 0:26.19 0:56.87	17	YORK AND YORK PA 1:29.79 2:06.38	2:06.38
74)	PARTON,CHRIS 0:26.61 0:57.05	16	RED BANK NJ 1:30.72 2:06.45	2:06.45
75)	FARO,MIKE 0:27.18 0:58.56	15	RIDGEWOOD NJ 1:32.03 2:06.55	2:06.55
76)	HEYDANEK,DARREN 0:26.27 0:57.92	14	TWINBROOK IL 1:32.69 2:06.69	2:06.69
77)	MOLE,TOM 0:26.57 0:57.92	18	MILWAUKEE WI 1:31.55 2:06.76	2:06.76
77)	TRENEIZER,ERIC 0:28.41 0:59.96	16	ROCKLAND NY 1:32.21 2:06.76	2:06.76
79)	JEFFERS,STEVE 0:26.75 0:57.80	17	GREEN BAY WI 1:31.87 2:06.95	2:06.95
80)	LOEFFLER,BRIAN 0:27.67 1:00.15	17	BALTIMORE MD 1:33.89 2:07.41	2:07.41
81)	YAKUBICS,MICHAEL 0:26.80 0:57.49	18	RED BANK NJ 1:31.13 2:07.64	2:07.64
82)	PAULY,CHRIS 0:28.36 1:00.45	16	SOMERSET VAL NJ 1:33.85 2:08.03	2:08.03
83)	SCHANK,MIKE 0:26.85 0:58.37	17	ELYRIA OH 1:32.81 2:08.07	2:08.07
84)	MONTGOMERY,JASON 0:27.43 0:59.05	16	FRANKFORT KY 1:32.49 2:08.11	2:08.11
85)	ALLEN,DONALD 0:27.70 0:59.91	17	GASTON CTY NC 1:33.81 2:08.31	2:08.31
86)	BREESE,JASON 0:27.84 0:59.74	17	NAPERVILLE IL 1:33.88 2:08.40	2:08.40
87)	HUDSON,DAN 0:28.21 1:00.21	17	RED BANK NJ 1:34.14 2:08.48	2:08.48
88)	KIRK,DONALD 0:28.65 1:00.95	15	SARASOTA FL 1:34.63 2:08.70	2:08.70
89)	SHIELDS,KEITH 0:28.38 1:00.60	17	FREDERICKSBURG V 1:34.10 2:08.78	2:08.78
90)	GALLO,JOHN 0:28.60 1:00.76	16	SOMERSET VAL NJ 1:34.91 2:08.79	2:08.79
90)	CHIPMAN,CHIP 0:28.32 1:00.53	17	MONTGOMERY AL 1:33.75 2:08.79	2:08.79
92)	KASHINEJAD,DONI 0:26.58 0:57.19	16	MISSOURI MO 1:31.48 2:08.81	2:08.81
93)	DESTEFANO,GREG 0:27.16 0:58.51	18	HAMDEN CT 1:32.03 2:08.84	2:08.84
94)	WELGOS,CHRIS 0:28.19 1:00.29	17	LAKELAND NJ 1:34.05 2:09.19	2:09.19
95)	DRY,TIM 0:26.58 0:57.86	18	SOMERSET VAL NJ 1:32.87 2:09.32	2:09.32
96)	CASEY,PAUL 0:27.92 0:59.66	15	NAPERVILLE IL 1:34.35 2:09.37	2:09.37
97)	FRICKER,KURT 0:27.77 1:00.00	16	RED BANK NJ 1:34.11 2:09.46	2:09.46
98)	KEER,TOM 0:27.20 0:58.67	17	E DELAWARE PA 1:33.21 2:09.56	2:09.56
99)	STACK,RON 0:27.97 0:59.43	16	ROCHESTER NY 1:33.23 2:09.60	2:09.60
100)	BUCKLEY,MIKE 0:26.96 0:57.98	17	LAKELAND NJ 1:31.84 2:10.24	2:10.24
101)	HOLLAND,MICHAEL 0:27.17 0:59.84	16	DORCHESTER MA 1:34.11 2:10.66	2:10.66
102)	KRAMER,LARRY 0:28.54 1:01.15	17	LOUISVILLE OH 1:35.39 2:10.68	2:10.68

(CONTINUED ON NEXT PAGE)

EVENT : 14 MEN 'S 200 YARDS BUTTERFLY

103)	MCCLAREN, ARTHUR	15 OLD COLONY Y MA		2:11.06
	0:27.49 0:59.33	1:33.29 2:11.06		
104)	WILLIAMS, RYAN	13 HOUSTON TX		2:11.18
	0:28.38 1:00.75	1:35.26 2:11.18		
105)	ENGEL, ERIK	18 U PENINSULA MI		2:11.47
	0:27.45 0:58.87	1:33.04 2:11.47		
106)	DORSEY, DANNY	16 FREDERICKSBURG V		2:11.66
	0:27.55 0:58.64	1:32.97 2:11.66		
107)	TRUELOVE, KEITH	14 S E FAMILY IN		2:11.93
	0:28.61 1:00.96	1:35.42 2:11.93		
108)	LIGI, MARK	16 GRT WATERBURY CT		2:12.28
	0:27.61 0:59.25	1:33.82 2:12.28		
109)	HERRINGTON, THOMAS	13 SARASOTA FL		2:12.76
	0:28.79 1:02.33	1:37.15 2:12.76		
110)	BICKNER, BRIAN	18 KISHWAUKEE IL		2:13.11
	0:27.59 0:59.62	1:34.71 2:13.11		
111)	KELLER, MATT	17 BELVIDERE IL		2:13.13
	0:27.20 0:59.97	1:34.93 2:13.13		
112)	DIBIASIO, MICHAEL	16 GRT LOWELL MA		2:13.59
	0:28.24 1:02.16	1:37.76 2:13.59		

(CONTINUED)

113)	ALMEIDA, TYLER	14 S E FAMILY IN		2:14.22
	0:26.80 0:58.44	1:34.32 2:14.22		
114)	LOFTUS, PETER	17 GRT SCRANTON PA		2:14.94
	0:29.94 1:04.47	1:40.11 2:14.94		
	GUALTIER, RANDY	15 SARASOTA FL		DISQUAL
	DEFRAW, RONALD	17 JANESVILLE WI		DISQUAL
	HURT, KEVIN	17 ANNE ARUNDEL MD		DISQUAL
	GIESE, GREG	16 CLAY-PLATTE MO		DISQUAL
	LINGE, CHRIS	17 DAYTONA BEACH FL		DISQUAL
	METRO, RAY	17 FAIRFIELD CT		DISQUAL
	TOEDTER, ROB	16 MORRIS CENTER NJ		DISQUAL
	TAKEUCHI, TSUYUICHI	18 HOUSTON TX		DISQUAL

EVENT : 15 WOMEN 'S 200 YARDS FREESTYLE
NATIONAL RECORD 1:47.22 K.LINEHAN SARASOTA, FL 1979
QUALIFYING FOR NATIONALS 2:02.39

PLACE	NAME	YEAR	TEAM	TRIALS	FINAL
CHAMPIONSHIP FINAL					
1)	SIMMONS, CHERYL	17	LAS VEGAS NV	1:52.28	1:48.52
	0:25.85 0:53.86	1:22.71 1:48.52			
2)	STAVER, STACEY	15	READING PA	1:54.03	1:51.31
	0:26.07 0:54.20	1:22.91 1:51.31			
3)	PORTER, STACEY	16	WILTON CT	1:52.23	1:52.14
	0:25.82 0:54.00	1:23.29 1:52.14			
4)	BELL, KATIE	15	NEW CANAAN CT	1:53.94	1:52.34
	0:26.55 0:55.09	1:23.72 1:52.34			
5)	HESP, JENNIFER	18	BEAVERCREEK OH	1:54.12	1:52.89
	0:26.42 0:54.69	1:23.51 1:52.89			
6)	DIETRICH, CATHY	15	GRT JOLIET IL	1:54.71	1:53.78
	0:26.78 0:54.99	1:24.89 1:53.78			
7)	MCSHANE, CLARE	16	MORRIS CENTER NJ	1:54.72	1:54.58
	0:26.96 0:55.76	1:24.91 1:54.58			
8)	WARRICK, KAREN	16	ELKHART CTY IN	1:54.76	1:55.28
	0:26.82 0:55.68	1:25.43 1:55.28			
CONSOLATION FINAL					
9)	HANNENIAN, HEIDI	16	HAVERHILL MA	1:55.82	1:53.98
	0:26.98 0:55.13	1:24.67 1:53.98			
10)	RUNYON, BOBBI JO	15	COLLIER CTY FL	1:55.86	1:54.15
	0:27.09 0:55.96	1:25.26 1:54.15			
11)	BUCKLEY, KATIE	14	MILWAUKEE WI	1:55.87	1:54.22
	0:27.07 0:56.26	1:25.24 1:54.22			
12)	STEINBACH, MELISSA	17	NAPERVILLE IL	1:56.12	1:54.85
	0:26.31 0:54.64	1:24.49 1:54.85			
13)	HESS, JENNIFER	13	READING PA	1:56.26	1:55.77
	0:25.95 0:56.09	1:26.05 1:55.77			
14)	DAHL, JENNIFER	14	BLUE ASH OH	1:54.98	1:55.88
	0:26.88 0:56.88	1:25.96 1:55.88			
15)	GATT, SHARON	15	NEW CANAAN CT	1:56.01	1:55.97
	0:27.98 0:57.21	1:26.73 1:55.97			
16)	RHODES, LISA	14	ELKHART CTY IN	1:56.44	1:57.42
	0:26.71 0:56.52	1:27.07 1:57.42			

(CONTINUED ON NEXT PAGE)

1)	PORTER, STACEY	16	WILTON CT	1:52.23
	0:25.62 0:53.68	1:22.96 1:52.23		
2)	SIMMONS, CHERYL	17	LAS VEGAS NV	1:52.28
	0:25.43 0:54.82	1:23.55 1:52.28		
3)	BELL, KATIE	15	NEW CANAAN CT	1:53.94
	0:26.24 0:54.42	1:23.98 1:53.94		
4)	STAVER, STACEY	15	READING PA	1:54.03
	0:26.48 0:55.36	1:24.89 1:54.03		
5)	HESP, JENNIFER	18	BEAVERCREEK OH	1:54.12
	0:26.48 0:55.81	1:24.58 1:54.12		
6)	DIETRICH, CATHY	15	GRT JOLIET IL	1:54.71
	0:26.77 0:55.38	1:25.26 1:54.71		
7)	MCSHANE, CLARE	16	MORRIS CENTER NJ	1:54.72
	0:26.58 0:55.14	1:24.63 1:54.72		
8)	WARRICK, KAREN	16	ELKHART CTY IN	1:54.76
	0:26.68 0:55.43	1:25.85 1:54.76		

EVENT : 15 WOMEN 'S 200 YARDS FREESTYLE

9)	DAHL, JENNIFER	14	BLUE ASH OH	1:54.98
	0:26.78 0:55.67	1:25.44 1:54.98		
10)	HANNENIAN, HEIDI	16	HAVERHILL MA	1:55.82
	0:26.87 0:56.13	1:26.25 1:55.82		
11)	RUNYON, BOBBI JO	15	COLLIER CTY FL	1:55.86
	0:27.00 0:55.93	1:25.78 1:55.86		
12)	BUCKLEY, KATIE	14	MILWAUKEE WI	1:55.87
	0:27.17 0:56.24	1:26.05 1:55.87		
13)	GATT, SHARON	15	NEW CANAAN CT	1:56.01
	0:27.69 0:56.96	1:26.32 1:56.01		
14)	STEINBACH, MELISSA	17	NAPERVILLE IL	1:56.12
	0:26.84 0:55.78	1:25.75 1:56.12		
15)	HESS, JENNIFER	13	READING PA	1:56.26
	0:26.94 0:56.13	1:26.32 1:56.26		
16)	RHODES, LISA	14	ELKHART CTY IN	1:56.44
	0:26.47 0:55.89	1:26.18 1:56.44		
17)	ROTH, MARY	17	S E FAMILY IN	1:56.68
	0:27.53 0:56.84	1:26.86 1:56.68		
18)	HENDERSON, WENDY	15	CECIL COUNTY MD	1:56.98
	0:27.39 0:56.86	1:26.97 1:56.98		
19)	STEEL, KIM	15	CEN CHESTER PA	1:56.92
	0:27.18 0:56.73	1:26.97 1:56.92		
20)	HILLE, CHRISTINE	17	FANWOOD NJ	1:56.95
	0:26.11 0:55.18	1:26.25 1:56.95		
21)	JACOBSON, LAURIE	16	LAS VEGAS NV	1:57.03
	0:27.45 0:57.00	1:27.06 1:57.03		
22)	SARI, LIZ	18	HARRISBURG PA	1:57.18
	0:27.50 0:56.83	1:27.15 1:57.18		
23)	GAJDA, JOYCE	14	OAK PARK IL	1:57.24
	0:27.50 0:57.37	1:27.49 1:57.24		
24)	WORDBEL, JANET	14	LAKELAND NJ	1:57.34
	0:26.38 0:55.85	1:26.34 1:57.34		
25)	LERCH, SUSAN	13	SARASOTA FL	1:57.38
	0:27.67 0:57.28	1:27.55 1:57.38		
25)	LAMOUREAUX, DENISE	15	GLENDALE CA	1:57.38
	0:28.08 0:57.88	1:27.97 1:57.38		
27)	HOLTHUSEN, JENNA	15	RED BANK NJ	1:57.52
	0:26.75 0:55.78	1:26.11 1:57.52		
27)	GILLED, STACIE	16	FAIRFIELD CT	1:57.52
	0:27.17 0:56.55	1:26.98 1:57.52		
29)	WATERS, KIRSTEN	14	CAPE ANN MA	1:57.61
	0:27.36 0:57.27	1:28.04 1:57.61		
30)	DECKSLI, LAUREN	17	MORRIS CENTER NJ	1:57.62
	0:27.65 0:57.35	1:27.42 1:57.62		
31)	RICHARDS, TRACEY	15	JANESVILLE WI	1:57.66
	0:27.72 0:57.86	1:27.98 1:57.66		
32)	MCROBERTS, HEATHER	16	NAPERVILLE IL	1:57.84
	0:27.52 0:56.73	1:27.35 1:57.84		
33)	ACKERMANN, MARY	15	ROCK ISLAND IL	1:57.87
	0:26.74 0:55.88	1:26.87 1:57.87		
34)	BLAKE, JENNIFER	16	NEW HAVEN CT	1:57.89
	0:28.09 0:57.68	1:27.64 1:57.89		
35)	WILBORN, LAURA	17	CHAMPAIGN IL	1:57.94
	0:27.75 0:57.35	1:27.24 1:57.94		
36)	CASTELLANOS, KIM	14	RED BANK NJ	1:57.96
	0:27.62 0:57.14	1:27.58 1:57.96		
37)	SHELTON, BECKY	16	BOISE FAMILY ID	1:58.00
	0:27.64 0:57.46	1:28.28 1:58.00		
38)	FERRANTI, AMY	14	EAST HARTFORD CT	1:58.03
	0:26.96 0:57.36	1:27.84 1:58.03		
39)	FEEHERY, ALICIA	14	E DELAWARE PA	1:58.08
	0:27.43 0:57.33	1:27.76 1:58.08		
40)	BRADLEY, BRENDA	18	HAVERHILL MA	1:58.15
	0:27.55 0:57.17	1:27.81 1:58.15		
41)	SOLAKOFF, NOREEN	18	OLD COLONY Y MA	1:58.18
	0:26.78 0:55.89	1:26.41 1:58.18		
42)	LINNIHAN, RACHEL	16	APPLETON WI	1:58.20
	0:27.25 0:57.01	1:27.59 1:58.20		
43)	LEWIS, AMY	15	St AUGUSTINE FL	1:58.21
	0:27.99 0:57.69	1:28.18 1:58.21		
43)	STUBIN, JAN	15	CHARLOTTES. VA	1:58.21
	0:26.54 0:56.27	1:27.73 1:58.21		

(CONTINUED ON NEXT PAGE)

(CONTINUED)

45)	BUGG, KATHIE	15	SAN PEDRO CA	1:58.34
	0:28.60 0:58.32	1:28.34 1:58.34		
46)	HUCAL, KIM	16	CHAMPAIGN IL	1:58.44
	0:26.93 0:56.84	1:27.79 1:58.44		
47)	ROBERTS, KRISTY	15	SAN PEDRO CA	1:58.44
	0:27.89 0:57.68	1:28.18 1:58.44		
48)	CRUZ, KEIRA	16	LAKELAND NJ	1:58.49
	0:26.95 0:56.84	1:27.93 1:58.49		
49)	TAPPER, BECKY	16	LAS VEGAS NV	1:58.55
	0:27.54 0:56.92	1:28.18 1:58.55		
50)	RANKINE, JULIE	17	SAN PEDRO CA	1:58.71
	0:27.68 0:57.16	1:27.88 1:58.71		
51)	CARDE, MEI-MEI	15	WESTFIELD NJ	1:58.73
	0:28.09 0:58.15	1:28.76 1:58.73		
52)	WAUK, KATIE	14	MILWAUKEE WI	1:58.78
	0:27.41 0:57.18	1:27.66 1:58.78		
53)	HORNE, HEATHER	16	ROCHESTER NY	1:58.98
	0:27.37 0:57.28	1:27.93 1:58.98		
54)	BLAKE, REBECCA	14	NEW HAVEN CT	1:58.93
	0:27.32 0:56.98	1:28.37 1:58.93		
55)	DAHL, JULIE	16	BLUE ASH OH	1:59.04
	0:28.38 0:58.86	1:28.65 1:59.04		
56)	RICHARDSON, SHARON	17	HAMILTON NJ	1:59.08
	0:27.01 0:56.56	1:27.81 1:59.08		
57)	KASCH, LORI	15	SOUTH TOLEDO OH	1:59.36
	0:27.51 0:57.43	1:28.35 1:59.36		
58)	FREDRICKS, JENNY	16	WAUKESHA WI	1:59.38
	0:28.55 0:58.58	1:29.28 1:59.38		
59)	FITZGIBBONS, PATRICIA	18	FLUSHING NY	1:59.40
	0:27.83 0:56.55	1:27.48 1:59.40		
60)	LODGE, DYAN	15	KOKOMO IN	1:59.41
	0:27.67 0:57.69	1:28.78 1:59.41		
61)	WOLFLE, SUSAN	14	ROANOKE VA	1:59.59
	0:27.32 0:57.82	1:28.48 1:59.59		
62)	CUPPARI, RIA	16	FANWOOD NJ	1:59.89
	0:27.94 0:57.84	1:28.65 1:59.89		
63)	HESS, TONYA	14	GRAND FORKS ND	2:00.15
	0:28.43 0:58.66	1:29.16 2:00.15		
64)	LIVENGOOD, PAM	16	WINSTON-SALEM NC	2:00.24
	0:28.15 0:58.24	1:29.27 2:00.24		
65)	HILDEBRAND, JACKIE	16	NORTHWESTERN IL	2:00.48
	0:27.97 0:58.42	1:29.55 2:00.48		
66)	TREADO, JENNY	15	FORD CENTRAL MI	2:00.42
	0:28.33 0:59.00	1:30.21 2:00.42		
67)	SCOTT, ALLISON	17	FANWOOD NJ	2:00.48
	0:28.69 0:59.08	1:30.11 2:00.48		
68)	BOBRECHT, MISSY	12	HARRISBURG PA	2:00.56
	0:27.49 0:58.10	1:29.51 2:00.56		
69)	ERDMAN, KATE	16	SOMERSET NJ	2:00.60
	0:27.83 0:58.14	1:29.43 2:00.60		
70)	RICE, KATIE	17	GLENDALE CA	2:00.65
	0:29.02 0:59.57	1:30.22 2:00.65		
71)	CHRISTMAN, DEBORAH	14	READING PA	2:00.68
	0:27.72 0:57.49	1:28.51 2:00.68		
72)	DIBIASIO, TRACI	17	NEWARK OH	2:00.83
	0:27.86 0:58.55	1:29.80 2:00.83		
73)	ELLIS, SUSAN	16	WILTON CT	2:00.87
	0:27.62 0:57.98	1:29.28 2:00.87		
74)	DOHERTY, SHANNON	16	MELROSE MA	2:00.91
	0:27.67 0:57.92	1:29.49 2:00.91		
75)	WOLFRAM, NICOLE	16	LAS VEGAS NV	2:00.95
	0:29.01 0:59.75	1:30.68 2:00.95		
76)	SMITH, SARAH	15	OAK PARK IL	2:01.04
	0:28.64 0:58.48	1:29.51 2:01.04		
77)	KABANUK, KRINA	15	FARGO ND	2:01.08
	0:27.57 0:57.61	1:29.07 2:01.08		
78)	RAPP, WHITNEY	17	UPPER MAIN PA	2:01.18
	0:27.72 0:58.04	1:29.28 2:01.18		
79)	ANDERSON, ANDREA	18	KALAMAZOO MI	2:01.30
	0:28.67 0:59.40	1:30.62 2:01.30		
80)	BARFIELD, HELEN	14	WILMINGTON NC	2:01.31
	0:28.48 0:59.34	1:30.89 2:01.31		

EVENT : 15 WOMEN 'S 200 YARDS FREESTYLE (CONTINUED)

81)	MERKLE, LAUREN	17 HUNTINGTON NY	2:01.33	
	0:28.32 0:59.00	1:30.85 2:01.33		
82)	STILLINGER, KAY	17 BOISE FAMILY ID	2:01.34	
	0:27.87 0:58.14	1:29.40 2:01.34		
83)	GOLD, JENNY	17 SOMERSET VAL NJ	2:01.42	
	0:27.89 0:59.06	1:31.12 2:01.42		
84)	JAMES, MELANIE	17 E DELAWARE PA	2:01.45	
	0:27.23 0:57.49	1:29.44 2:01.45		
85)	LAMONTAGNE, JENNIFER	13 GRT LOWELL MA	2:01.59	
	0:28.13 0:58.83	1:30.24 2:01.59		
86)	WELCHMAN, ELIZABETH	14 NEW CANAAN CT	2:01.69	
	0:28.30 0:58.77	1:30.41 2:01.69		
87)	RAKOSKI, KRIS	13 GRT JOLIET IL	2:01.72	
	0:27.79 0:58.45	1:29.94 2:01.72		
88)	SAUER, LAINIE	15 HOUSTON TX	2:01.73	
	0:29.22 1:00.41	1:31.73 2:01.73		
89)	VANLANDINGHAM, LISA	16 ROANOKE VA	2:02.15	
	0:28.39 0:58.75	1:30.57 2:02.15		
90)	SIKS, MICHELLE	17 NAPERVILLE IL	2:02.20	
	0:28.06 0:58.33	1:29.39 2:02.20		
91)	MATUSZAK, LYNN	14 SARASOTA FL	2:02.46	
	0:28.48 0:59.46	1:31.13 2:02.46		
92)	FLANAGAN, CARRIE	18 N MIDDLESEX CT	2:02.54	
	0:28.63 0:59.52	1:30.92 2:02.54		
93)	JONES, ABBEY	12 KALAMAZOO MI	2:02.59	
	0:28.98 0:59.67	1:31.54 2:02.59		
94)	SCHEFFEL, TANIA	16 SOMERSET VAL NJ	2:02.67	
	0:29.14 1:00.10	1:31.54 2:02.67		
95)	CHRISTIANSEN, TRACEY	14 NEW CANAAN CT	2:02.70	
	0:28.51 0:59.36	1:31.11 2:02.70		
96)	BRZINET, AMY	16 WATERTOWN NY	2:02.72	
	0:28.11 0:58.92	1:30.96 2:02.72		
97)	COMEAU, TERRI	17 St AUGUSTINE FL	2:02.84	
	0:28.17 0:58.91	1:31.06 2:02.84		
98)	TORNATORE, JEANNIE	15 SOMERSET VAL NJ	2:02.87	
	0:28.43 0:59.72	1:31.46 2:02.87		
99)	RICE, AMY	13 ELKHART CTY IN	2:02.94	
	0:28.03 0:59.20	1:31.43 2:02.94		
100)	SIMMONS, TARA	15 DAYTON CEN. OH	2:03.02	
	0:28.29 0:58.81	1:30.44 2:03.02		
101)	CRAWFORD, CARRIE	13 HOUSTON TX	2:03.07	
	0:28.85 0:58.63	1:30.50 2:03.07		
102)	MILLER, AMY	24 WHEELING WV	2:03.13	
	0:28.14 0:58.93	1:30.81 2:03.13		
103)	TRAILER, AMY	17 SAN PEDRO CA	2:03.40	
	0:28.85 0:59.89	1:31.67 2:03.40		
104)	BARTH, CHRISTY	13 SOMERSET NJ	2:03.46	
	0:27.48 0:58.27	1:30.57 2:03.46		
105)	SARI, JENNY	15 HARRISBURG PA	2:03.53	
	0:28.61 1:00.09	1:32.02 2:03.53		
106)	STANDRING, KYLE	16 CAPE ANN MA	2:03.55	
	0:28.47 1:00.13	1:32.25 2:03.55		
106)	PINER, GALE	17 NEW HAVEN CT	2:03.55	
	0:28.59 0:59.97	1:32.26 2:03.55		
108)	TOMASZUCK, LISA	17 GRT BOSTON MA	2:03.70	
	0:27.61 0:58.55	1:31.04 2:03.70		
109)	WIQUIST, BECKY	14 BIRMINGHAM MI	2:03.72	
	0:29.13 1:00.05	1:31.45 2:03.72		
110)	TARASZKA, KAREN	16 KALAMAZOO MI	2:03.73	
	0:29.13 1:00.76	1:32.75 2:03.73		
111)	WHITAKER, CARON	17 CAPE ANN MA	2:03.90	
	0:28.63 0:59.60	1:31.80 2:03.90		
112)	POWELL, TONYA	17 CHARLOTTES. VA	2:03.99	
	0:27.77 0:58.63	1:30.92 2:03.99		
113)	FISCH, SUZANNE	17 TOWSON MD	2:04.03	
	0:27.99 0:58.67	1:31.07 2:04.03		
114)	RICHARDS, DEBBY	16 LAKE REGION IL	2:04.11	
	0:27.78 0:58.20	1:30.92 2:04.11		
115)	SCHAEFFER, LORI	16 HAMDEN CT	2:04.13	
	0:28.75 1:00.50	1:32.99 2:04.13		
116)	CHESTNUTT, MISSY	17 RALEIGH NC	2:04.20	
	0:29.33 1:00.81	1:32.42 2:04.20		
117)	FLYNT, KATIE	18 WINSTON-SALEM NC	2:04.22	
	0:28.91 0:59.90	1:31.92 2:04.22		
118)	TAYLOR, CHERI	17 MORRIS CENTER NJ	2:04.36	
	0:29.42 1:00.65	1:32.52 2:04.36		
119)	FITZGERALD, AMY	15 NEW HAVEN CT	2:04.51	
	0:28.04 0:59.16	1:31.85 2:04.51		
120)	PARKER, JODI	14 KALAMAZOO MI	2:04.52	
	0:28.97 1:00.55	1:33.21 2:04.52		
121)	MEER, DEIDVE	18 NORTH CANTON OH	2:04.64	
	0:29.16 1:00.23	1:32.39 2:04.64		
122)	RIPPERGER, LISA	18 FORD CENTRAL MI	2:04.82	
	0:28.68 1:00.16	1:32.53 2:04.82		
123)	DOLAN, CHRISTINA	15 BALTIMORE MD	2:04.85	
	0:28.42 0:59.85	1:32.88 2:04.85		
124)	JENKINS, LISA	18 WINSTON-SALEM NC	2:04.93	
	0:28.27 0:59.55	1:32.44 2:04.93		
125)	BEARD, LEEANNE	14 SARASOTA FL	2:05.01	
	0:28.73 0:59.86	1:32.53 2:05.01		
126)	LEWY, JACQUELINE	15 MDI BARHARBOR ME	2:05.62	
	0:27.73 0:58.58	1:31.55 2:05.62		
127)	BATIZY, JULIANNA	16 AKRON MET OH	2:06.23	
	0:29.10 1:00.69	1:33.04 2:06.23		
128)	SCHNEIDAU, JENNIFER	14 TRI-CITY KY	2:06.29	
	0:28.78 1:00.06	1:32.80 2:06.29		
129)	WILSON, ROBIN	15 MDI BARHARBOR ME	2:07.77	
	0:28.26 0:59.81	1:33.53 2:07.77		
130)	STROYLS, BO	16 G NIPPERT OH	2:09.38	
	0:28.78 1:01.05	1:34.89 2:09.38		
131)	LIVENGOOD, ELAINE	13 WINSTON-SALEM NC	2:13.28	
	0:30.02 1:02.97	1:38.06 2:13.28		
	HANSEN, NATALIE	18 WESTPORT CT	DISQUAL	
	BADLER, JENNY	15 N SUBURBAN IL	DISQUAL	
	FISCHER, LAURA	16 BIRMINGHAM MI	DISQUAL	

EVENT : 16 MEN 'S 200 YARDS FREESTYLE

NATIONAL RECORD 1:39.68 P.PAYETTE NAPERVILLE, IL 4-22-82

QUALIFYING FOR NATIONALS 1:49.89

PLACE	NAME	YEAR	TEAM	TRIALS	FINAL
CHAMPIONSHIP FINAL					
1)	SCHWENK, WILLIAM	15	SARASOTA FL	1:41.17	1:39.98
	0:23.76 0:48.69	1:14.25 1:39.98			
2)	WILHELM, ERIC	18	GRT JOLIET IL	1:42.02	1:40.44
	0:23.47 0:48.49	1:14.38 1:40.44			
3)	DESROOT, JOHN	16	HOUSTON TX	1:41.74	1:40.64
	0:23.57 0:48.96	1:14.34 1:40.64			
4)	MCFADDEN, CHRIS	17	WESTFIELD NJ	1:42.09	1:40.85
	0:23.56 0:48.93	1:15.05 1:40.85			
5)	KENNEDY, JOHN	15	SOMERSET VAL NJ	1:41.86	1:41.41
	0:23.47 0:48.74	1:14.68 1:41.41			

(CONTINUED ON NEXT PAGE)

EVENT : 16 MEN 'S 200 YARDS FREESTYLE (CONTINUED)

6)	GARY, ROBERT	16 WILTON CT	1:41.83	1:42.74
	0:23.92 0:49.82	1:16.22 1:42.74		
7)	MEEHAN, DENNIS	16 RALEIGH NC	1:41.63	1:42.84
	0:23.99 0:50.03	1:16.72 1:42.84		
8)	CURCIO, JOSEPH	17 GRT JOLIET IL	1:42.58	1:43.31
	0:23.66 0:49.35	1:16.06 1:43.31		
CONSOLATION FINAL				
9)	WIEGAND, MICHAEL	19 GRT JOLIET IL	1:44.14	1:41.57
	0:23.90 0:49.82	1:15.21 1:41.57		
10)	CARMICHAEL, NEVIN	18 WILTON CT	1:44.00	1:42.97
	0:24.50 0:50.63	1:16.86 1:42.97		
11)	GAGGERO, GEOFFREY	16 NEW CANAAN CT	1:43.71	1:43.20
	0:24.36 0:50.41	1:16.96 1:43.20		
12)	SIMON, TOM	16 AUBURN NY	1:43.99	1:43.41
	0:24.03 0:50.31	1:16.90 1:43.41		
13)	JACKSON, TIM	17 MILWAUKEE WI	1:44.14	1:43.92
	0:23.81 0:50.18	1:17.00 1:43.92		
14)	FRITSCH, ANDREW	16 SARASOTA FL	1:43.86	1:44.21
	0:24.50 0:50.97	1:17.81 1:44.21		
15)	MEYER, PHIL	17 SOMERSET NJ	1:44.02	1:44.35
	0:24.22 0:50.35	1:17.52 1:44.35		
16)	WELCH, ROBERT	18 PARKERSBURG WV	1:43.19	1:44.40
	0:24.06 0:50.71	1:17.68 1:44.40		
1)	SCHWENK, WILLIAM	15 SARASOTA FL	1:41.17	
	0:23.55 0:48.72	1:14.72 1:41.17		
2)	MEEHAN, DENNIS	16 RALEIGH NC	1:41.63	
	0:23.73 0:49.55	1:15.53 1:41.63		
3)	DESROOT, JOHN	16 HOUSTON TX	1:41.74	
	0:23.66 0:49.26	1:15.09 1:41.74		
4)	GARY, ROBERT	16 WILTON CT	1:41.83	
	0:23.56 0:49.19	1:15.39 1:41.83		
5)	KENNEDY, JOHN	15 SOMERSET VAL NJ	1:41.86	
	0:23.68 0:49.20	1:15.34 1:41.86		
6)	WILHELM, ERIC	18 GRT JOLIET IL	1:42.02	
	0:23.78 0:49.13	1:15.46 1:42.02		
7)	MCFADDEN, CHRIS	17 WESTFIELD NJ	1:42.09	
	0:23.98 0:49.60	1:15.76 1:42.09		
8)	CURCIO, JOSEPH	17 GRT JOLIET IL	1:42.58	
	0:23.64 0:49.21	1:15.60 1:42.58		
9)	WELCH, ROBERT	18 PARKERSBURG WV	1:43.19	
	0:23.60 0:49.88	1:16.22 1:43.19		
10)	GAGGERO, GEOFFREY	16 NEW CANAAN CT	1:43.71	
	0:24.62 0:50.73	1:17.26 1:43.71		
11)	FRITSCH, ANDREW	16 SARASOTA FL	1:43.86	
	0:24.12 0:50.21	1:17.04 1:43.86		
12)	SIMON, TOM	16 AUBURN NY	1:43.99	
	0:24.15 0:50.63	1:17.29 1:43.99		
13)	CARMICHAEL, NEVIN	18 WILTON CT	1:44.00	
	0:25.06 0:51.75	1:17.98 1:44.00		
14)	MEYER, PHIL	17 SOMERSET NJ	1:44.02	
	0:24.17 0:49.99	1:16.80 1:44.02		
15)	WIEGAND, MICHAEL	19 GRT JOLIET IL	1:44.14	
	0:23.47 0:49.40	1:16.36 1:44.14		
15)	JACKSON, TIM	17 MILWAUKEE WI	1:44.14	
	0:23.49 0:49.57	1:16.51 1:44.14		
17)	HOLOVACS, TIM	18 LAKELAND NJ	1:44.22	
	0:24.33 0:50.17	1:17.07 1:44.22		
18)	HELM, DOUG	17 NAPERVILLE IL	1:44.29	
	0:24.25 0:50.19	1:16.76 1:44.29		
19)	HEYDAMEK, JEFF	17 TWINBROOK IL	1:44.31	
	0:24.02 0:50.06	1:17.19 1:44.31		
20)	CORBISIERO, MARK	17 FLUSHING NY	1:44.32	
	0:24.49 0:51.20	1:17.87 1:44.32		
21)	REARDON, DAVE	17 HARRISBURG PA	1:44.34	
	0:24.23 0:50.97	1:17.89 1:44.34		
22)	WEBER, AARON	17 FANWOOD NJ	1:44.55	
	0:24.17 0:50.46	1:17.37 1:44.55		
23)	LOTA, MARK	17 SARASOTA FL	1:44.80	
	0:24.23 0:51.04	1:18.02 1:44.80		
24)	SPEAR, MARK	18 CAPE ANN MA	1:45.09	
	0:23.77 0:50.26	1:17.78 1:45.09		
25)	EERKENS, JELMER	17 PALISADES CA	1:45.27	
	0:25.05 0:51.94	1:18.85 1:45.27		
26)	BURNSED, JOHN	17 AKRON MET OH	1:45.29	
	0:24.72 0:50.88	1:17.64 1:45.29		
27)	TURNEY, JAMES	17 FANWOOD NJ	1:45.33	
	0:24.76 0:51.73	1:18.80 1:45.33		
28)	KNOUFT, DAVE	16 UPPER MAIN PA	1:45.36	
	0:24.53 0:50.98	1:17.96 1:45.36		
29)	DUDLEY, ROBERT	17 HOUSTON TX	1:45.88	
	0:24.85 0:50.16	1:17.91 1:45.88		
30)	ADELMAN, ED	15 NEW CANAAN CT	1:45.89	
	0:24.51 0:51.35	1:18.48 1:45.89		
31)	MCPHERSON, JEFF	15 HOUSTON TX	1:45.95	
	0:24.85 0:50.62	1:18.48 1:45.95		
32)	DUTTENHOFER, STEVE	16 SUMMIT AREA NJ	1:46.07	
	0:24.31 0:50.87	1:18.44 1:46.07		
32)	REICH, PETER	17 LAKELAND NJ	1:46.07	
	0:23.98 0:50.48	1:17.65 1:46.07		
34)	KOMALL, THOMAS	17 GRT JOLIET IL	1:46.11	
	0:24.50 0:51.20	1:18.73 1:46.11		
35)	MOORE, MIKE	17 COLLIER CTY FL	1:46.14	
	0:24.81 0:51.42	1:18.58 1:46.14		
36)	OSBORN, KRIS	16 CAPE ANN MA	1:46.22	
	0:24.94 0:50.43	1:17.51 1:46.22		
37)	FEEHERY, BOB	18 E DELAWARE PA	1:46.30	
	0:24.17 0:50.60	1:18.27 1:46.30		
38)	JESTER, WAYDE	16 CEN CHESTER PA	1:46.31	
	0:24.27 0:51.15	1:18.82 1:46.31		
39)	PATNODE, STEVE	17 COLLIER CTY FL	1:46.41	
	0:24.37 0:51.10	1:18.04 1:46.41		
40)	LEDFORD, LARRY	17 RALEIGH NC	1:46.84	
	0:24.36 0:50.83	1:18.34 1:46.84		
41)	MOSTELLER, DOUG	17 CEN CHESTER PA	1:46.97	
	0:24.91 0:52.11	1:19.47 1:46.97		
42)	BENNETT, DAVID	16 WALLINGFORD CT	1:47.11	
	0:24.73 0:51.36	1:19.16 1:47.11		
43)	BROOKER, GEORGE	16 NAPERVILLE IL	1:47.17	
	0:25.14 0:51.57	1:19.08 1:47.17		
44)	NORTH, MITCH	17 HOUSTON TX	1:47.21	
	0:23.92 0:50.10	1:18.19 1:47.21		
45)	BRACKEN, DAVE	18 SOMERSET NJ	1:47.22	
	0:24.96 0:51.75	1:19.18 1:47.22		
46)	GREEN, DAVID	18 CHAMPAIGN IL	1:47.25	
	0:24.77 0:51.38	1:19.28 1:47.25		
47)	JACOBS, ERIK	14 KALAMAZOO MI	1:47.34	
	0:24.90 0:52.39	1:20.50 1:47.34		
48)	SIMMONS, BRAD	16 NEW HAVEN CT	1:47.47	
	0:24.67 0:51.74	1:19.77 1:47.47		

(CONTINUED ON NEXT PAGE)

EVENT : 16 MEN 'S 200 YARDS FREESTYLE

49)	HOLEC, SCOTT	17	NEW HAVEN CT	1:47.52
	0:24.63 0:50.38	1:18.16 1:47.52		
50)	ZIMMERMAN, BRIAN	17	TRUMBULL CTY OH	1:47.56
	0:25.04 0:52.14	1:19.88 1:47.56		
51)	NYBERG, MICHAEL	16	DARIEN CT	1:47.68
	0:24.94 0:52.28	1:20.15 1:47.68		
52)	DEBRUHL, MARTY	18	WINSTON-SALEM NC	1:47.69
	0:24.22 0:50.81	1:18.97 1:47.69		
53)	EBBERS, SCOTT	17	BLUE ASH OH	1:47.80
	0:24.86 0:51.18	1:19.53 1:47.80		
53)	DONNELY, TERENCE	18	TOMS RIVER NJ	1:47.80
	0:24.23 0:51.36	1:19.14 1:47.80		
55)	WUNDERLICH, JEFF	16	KOKOMO IN	1:47.81
	0:24.80 0:51.74	1:19.66 1:47.81		
56)	GREEN, KEITH	14	FLUSHING NY	1:47.82
	0:24.87 0:52.04	1:19.78 1:47.82		
57)	ULRICH, WYATT	16	RED BANK NJ	1:47.87
	0:24.58 0:51.95	1:20.03 1:47.87		
58)	GREGORY, SCOTT	16	BLUE ASH OH	1:47.92
	0:24.14 0:50.37	1:18.28 1:47.92		
59)	CUNNINGHAM, GREG	18	SHENANGO PA	1:47.96
	0:24.63 0:52.18	1:20.25 1:47.96		
60)	LEWIS, DAVID	16	HOUSTON TX	1:48.17
	0:24.58 0:51.56	1:19.69 1:48.17		
61)	OLSON, MICHAEL	17	CAPE ANN MA	1:48.28
	0:24.87 0:52.10	1:19.97 1:48.28		
62)	FLANAGAN, KEVIN	15	N MIDDLESEX CT	1:48.55
	0:25.76 0:54.06	1:21.15 1:48.55		
63)	BUERGER, FRITZ	18	HOUSTON TX	1:48.64
	0:24.79 0:51.94	1:20.39 1:48.64		
63)	GALE, DOUG	16	BEAVERCREEK OH	1:48.64
	0:25.34 0:52.59	1:20.54 1:48.64		
65)	HETTCHE, MATTHEW	16	STATE COLLEGE PA	1:48.67
	0:24.82 0:52.04	1:20.04 1:48.67		
66)	KALINOWSKI, DAVID	17	GRT SCRANTON PA	1:49.03
	0:24.79 0:52.04	1:20.34 1:49.03		
66)	ROSEPAPA, KEVIN	15	WHEELING WV	1:49.03
	0:24.15 0:51.39	1:20.03 1:49.03		
68)	COULTAS, TIM	17	WESTFIELD NJ	1:49.07
	0:25.34 0:52.75	1:20.45 1:49.07		
69)	BEEMER, JEFF	17	CHAPEL HILL NC	1:49.25
	0:24.76 0:51.98	1:20.64 1:49.25		
70)	CASEY, PAUL	15	NAPERVILLE IL	1:49.26
	0:24.94 0:52.23	1:20.73 1:49.26		
71)	LIPSCOMB, CHRIS	16	HOUSTON TX	1:49.32
	0:25.40 0:52.43	1:20.58 1:49.32		
72)	TOBUREN, WILL	15	WINSTON-SALEM NC	1:49.35
	0:25.37 0:52.93	1:21.07 1:49.35		
73)	ALLEN, DOUG	16	GRT SEATTLE WA	1:49.49
	0:25.00 0:52.36	1:21.15 1:49.49		
74)	KNAPP, TODD	15	CORRY PA	1:49.63
	0:24.75 0:52.09	1:20.77 1:49.63		
75)	MCMULLEN, TIM	16	CLAY-PLATTE MO	1:49.87
	0:25.40 0:53.57	1:21.78 1:49.87		
76)	STUMP, JON	16	BLOOMINGTON IL	1:50.29
	0:25.13 0:53.32	1:21.96 1:50.29		
77)	CADWELL, PETER	16	NASHUA NH	1:50.33
	0:24.63 0:51.70	1:20.68 1:50.33		
78)	BRIN, MORGAN	16	NEW CANAAN CT	1:50.41
	0:25.70 0:53.07	1:21.65 1:50.41		

(CONTINUED)

79)	SEDLAK, MARK	15	NEW CANAAN CT	1:50.42
	0:24.55 0:51.92	1:20.66 1:50.42		
80)	WILLER, SCOTT	17	OAK PARK IL	1:50.51
	0:26.13 0:53.90	1:22.62 1:50.51		
81)	MORRIS, JOSEPH	15	FLUSHING NY	1:50.59
	0:25.29 0:53.03	1:21.89 1:50.59		
82)	SPELKE, JON	18	NEW CANAAN CT	1:50.66
	0:25.97 0:54.12	1:22.30 1:50.66		
83)	ATKINS, SPENCER	17	CHAMPAIGN IL	1:50.68
	0:26.36 0:54.41	1:22.41 1:50.68		
84)	BREESE, JASON	17	NAPERVILLE IL	1:50.87
	0:25.26 0:52.86	1:21.37 1:50.87		
85)	KILLIAN, TOM	18	WESTPORT CT	1:50.88
	0:25.69 0:53.47	1:21.88 1:50.88		
86)	MORDY, CHARLES	16	NEW CANAAN CT	1:51.14
	0:25.46 0:53.04	1:21.87 1:51.14		
87)	DEMCSIK, DAREN	14	FLUSHING NY	1:51.26
	0:25.58 0:53.26	1:21.77 1:51.26		
88)	BARRETT, JOHN	17	TOWSON MD	1:51.33
	0:25.47 0:53.78	1:22.66 1:51.33		
89)	WALSH, ROB	16	LAKELAND NJ	1:51.41
	0:25.69 0:52.90	1:21.91 1:51.41		
90)	WELTE, ERIC	14	G NIPPERT OH	1:51.48
	0:25.32 0:53.18	1:22.08 1:51.48		
91)	BRUNNER, CHUCK	16	HARRISBURG PA	1:51.78
	0:25.72 0:53.49	1:22.61 1:51.78		
92)	HANSON, STEVE	16	INLAND WA	1:51.97
	0:25.33 0:53.08	1:22.53 1:51.97		
93)	KEIFFER, KEVIN	18	ROCK ISLAND IL	1:52.00
	0:25.04 0:53.38	1:22.65 1:52.00		
94)	KIMPTON, MIKE	17	ASHTABULA OH	1:52.26
	0:26.22 0:54.63	1:23.58 1:52.26		
95)	SEBO, GREG	17	NAPERVILLE IL	1:52.42
	0:26.38 0:53.88	1:22.60 1:52.42		
96)	BERARDINELLI, PHILIP	15	E DELAWARE PA	1:52.88
	0:25.89 0:54.21	1:23.64 1:52.88		
97)	RIPPERBER, MATT	16	FORD CENTRAL MI	1:52.90
	0:27.10 0:55.61	1:24.22 1:52.90		
98)	MCCULLEY, JASON	17	AKRON MET OH	1:52.99
	0:26.36 0:54.67	1:23.49 1:52.99		
99)	WAGNER, MIKE	17	NEWARK OH	1:53.15
	0:26.13 0:53.74	1:23.29 1:53.15		
100)	BROEUS, ROBERT	17	HAMILTON NJ	1:53.19
	0:25.29 0:53.69	1:23.56 1:53.19		
101)	UNGVARY, JEFFREY	17	BRANDYWINE PA	1:53.22
	0:24.59 0:52.46	1:22.22 1:53.22		
102)	RYAN, MICHAEL	16	HAMDEN CT	1:53.33
	0:25.32 0:53.83	1:23.68 1:53.33		
103)	SZABO, AARON	16	ELKHART CTY IN	1:54.24
	0:25.79 0:53.83	1:23.82 1:54.24		
104)	FRANKLIN, CHRIS	14	BLUE ASH OH	1:54.49
	0:26.56 0:55.82	1:24.61 1:54.49		
105)	BLALOCK, BRIAN	15	FREDERICKSBURG V	1:54.54
	0:25.52 0:55.81	1:24.62 1:54.54		
106)	LEE, DEREK	18	KNOXVILLE TN	1:54.71
	0:25.18 0:52.72	1:22.72 1:54.71		
107)	BARLAND, BOB	17	SPRINGFIELD IL	1:55.37
	0:25.96 0:54.69	1:24.93 1:55.37		
	ARDELEAN, ERIK	17	NORTH CANTON OH	DISQUAL- N.S.

EVENT : 17 WOMEN 'S 100 YARDS BREASTSTROKE

NATIONAL RECORD 1:04.45 S.JOHNSON NAPERVILLE, IL 1984
QUALIFYING FOR NATIONALS 1:12.49

PLACE	NAME	YEAR	TEAM	TRIALS	FINAL
CHAMPIONSHIP FINAL					
1)	MAZUR, LAURA	17	PARKERSBURG WV	1:06.03	1:05.40
	0:30.62 1:05.40				
2)	HENDRICKS, HEIDI	17	CASS CTY IN	1:06.36	1:05.60
	0:30.44 1:05.60				

(CONTINUED ON NEXT PAGE)

EVENT : 17 WOMEN 'S 100 YARDS BREASTSTROKE (CONTINUED)

3)	SEWARD, LESLIE	16	WILTON CT	1:06.68
	0:31.14 1:05.88			1:05.88
4)	COHEN, SHANNON	16	MILWAUKEE WI	1:06.47
	0:31.28 1:06.82			1:06.82
5)	VOGEL, DIANNA	18	LAKELAND NJ	1:06.31
	0:31.64 1:06.43			1:06.43
6)	HAAS, BETH	17	READING PA	1:07.14
	0:31.63 1:06.95			1:06.95
7)	WHALEN, SUSAN	16	FANWOOD NJ	1:07.09
	0:31.78 1:07.34			1:07.34
8)	MONACO, MARI	16	GRT JOLIET IL	1:07.15
	0:31.78 1:07.38			1:07.38
CONSOLATION FINAL				
9)	BRAKELEY, KRISTIN	16	NEW CANAAN CT	1:07.73
	0:31.66 1:06.88			1:06.88
10)	HILLIARD, MARSHA	13	MILWAUKEE WI	1:07.84
	0:31.98 1:07.82			1:07.82
11)	LYNCH, KRISTEN	18	LAS VEGAS NV	1:07.18
	0:31.95 1:07.19			1:07.19
12)	KORY, DEBORAH	13	SAN PEDRO CA	1:08.04
	0:32.20 1:07.44			1:07.44
13)	MURRAY, MARION	18	CHAPEL HILL NC	1:08.65
	0:32.42 1:08.41			1:08.41
14)	SNYDER, ROBYN	17	RED BANK NJ	1:08.25
	0:31.94 1:08.77			1:08.77
15)	FISHER, ANDREA	14	MORRIS CENTER NJ	1:08.55
	0:32.28 1:08.87			1:08.87
16)	GAILEY, PAULA	17	COLLIER CTY FL	1:08.28
	0:32.83 1:09.13			1:09.13
1)	MAZUR, LAURA	17	PARKERSBURG WV	1:06.03
	0:31.04 1:06.03			
2)	VOGEL, DIANNA	18	LAKELAND NJ	1:06.31
	0:31.42 1:06.31			
3)	HENDRICKS, HEIDI	17	CASS CTY IN	1:06.36
	0:30.81 1:06.36			
4)	COHEN, SHANNON	16	MILWAUKEE WI	1:06.47
	0:31.64 1:06.47			
5)	SEWARD, LESLIE	16	WILTON CT	1:06.68
	0:31.67 1:06.68			
6)	WHALEN, SUSAN	16	FANWOOD NJ	1:07.09
	0:31.53 1:07.09			
7)	HAAS, BETH	17	READING PA	1:07.14
	0:31.68 1:07.14			
8)	MONACO, MARI	16	GRT JOLIET IL	1:07.15
	0:31.58 1:07.15			
9)	LYNCH, KRISTEN	18	LAS VEGAS NV	1:07.18
	0:31.99 1:07.18			
10)	BRAKELEY, KRISTIN	16	NEW CANAAN CT	1:07.73
	0:32.31 1:07.73			
11)	HILLIARD, MARSHA	13	MILWAUKEE WI	1:07.84
	0:32.05 1:07.84			
12)	KORY, DEBORAH	13	SAN PEDRO CA	1:08.04
	0:32.49 1:08.04			
13)	SNYDER, ROBYN	17	RED BANK NJ	1:08.25
	0:31.91 1:08.25			
14)	GAILEY, PAULA	17	COLLIER CTY FL	1:08.28
	0:32.41 1:08.28			
15)	FISHER, ANDREA	14	MORRIS CENTER NJ	1:08.55
	0:31.69 1:08.55			
16)	MURRAY, MARION	18	CHAPEL HILL NC	1:08.65
	0:32.72 1:08.65			
17)	PAUL, JENNY	16	MILWAUKEE WI	1:08.77
	0:32.43 1:08.77			
18)	MARTENEY, TRICIA	17	ROANOKE VA	1:08.90
	0:32.87 1:08.90			
19)	PUCCINELLI, LISA	17	OAK PARK IL	1:08.95
	0:32.29 1:08.95			
20)	WEISS, AMY	14	HOWARD COUNTY MD	1:08.97
	0:32.45 1:08.97			
21)	QUINN, ERIN	14	NEW CANAAN CT	1:09.00
	0:32.74 1:09.00			
22)	TODD, KAREN	14	NAPERVILLE IL	1:09.02
	0:32.44 1:09.02			
23)	DUKSTEIN, AMY	16	OAK PARK IL	1:09.19
	0:32.52 1:09.19			
24)	SCHILDT, DENISE	17	READING PA	1:09.21
	0:32.54 1:09.21			
25)	GREENLEY, ALISON	17	NAPERVILLE IL	1:09.28
	0:32.77 1:09.28			
26)	SAWYER, TRACY	17	WILWAUKEE WI	1:09.36
	0:33.38 1:09.36			
27)	GRABAREK, BROOKE	16	NEW CANAAN CT	1:09.40
	0:32.76 1:09.40			
28)	TORELL, SUSAN	16	UPPER MAIN PA	1:09.41
	0:32.52 1:09.41			
29)	STROUS, LARRAINE	13	COL PICKAWAY OH	1:09.47
	0:32.28 1:09.47			
30)	BUDNICK, JEN	15	RIDGEWOOD NJ	1:09.51
	0:32.61 1:09.51			
31)	BOLES, STEPHANIE	14	WILTON CT	1:09.57
	0:32.68 1:09.57			
32)	PREMO, DANNIELLE	14	LA CROSSE WI	1:09.62
	0:32.98 1:09.62			
33)	LEDELL, JENNIFER	17	KEENE FAMILY NH	1:09.64
	0:32.99 1:09.64			
34)	LEWIS, ROBIN	15	NEW HAVEN CT	1:09.85
	0:33.14 1:09.85			
35)	SIMMONS, ANNE	14	INLAND WA	1:10.32
	0:33.34 1:10.32			
36)	BROWN, LAURA	13	CASS CTY IN	1:10.39
	0:33.54 1:10.39			
37)	WARNER, KRISTI	19	GRT SEATTLE WA	1:10.43
	0:33.08 1:10.43			
38)	EBERSOLE, MARY	16	PHOENIXVILLE PA	1:10.56
	0:32.89 1:10.56			
39)	HALL, CHRISTINE	17	ROANOKE VA	1:10.58
	0:32.93 1:10.58			
39)	BIBB, STEPHANIE	13	RALEIGH NC	1:10.58
	0:33.43 1:10.58			
41)	MCCLAIN, HOLLY	16	FAIRFIELD OH	1:10.75
	0:32.81 1:10.75			
42)	CARPENTER, AMY	16	SUMMIT AREA NJ	1:10.81
	0:33.51 1:10.81			

(CONTINUED ON NEXT PAGE)

EVENT : 17 WOMEN'S 100 YARDS BREASTSTROKE

43)	BETHEX, AMY 0:33.89 1:10.82	14	READING PA	1:10.82
44)	GROSS, SARAH 0:33.23 1:10.85	13	NAPERVILLE IL	1:10.85
44)	MILLER, DORI 0:33.48 1:10.85	16	HAMDEN CT	1:10.85
46)	KROOMAND, NATALIE 0:32.99 1:10.98	15	WINSTON-SALEM NC	1:10.98
47)	CARLIN, KELLY 0:32.72 1:11.00	14	MASSILLON OH	1:11.00
48)	MERKLE, STEPHANIE 0:33.96 1:11.01	16	STATE COLLEGE PA	1:11.01
49)	REINECKE, SHERYL 0:33.24 1:11.05	17	BEVERLY MA	1:11.05
50)	MUENCH, JENNIFER 0:33.49 1:11.06	16	COLLIER CTY FL	1:11.06
51)	MARRAH, KIM 0:34.05 1:11.09	15	ANDOVER NORTH MA	1:11.09
52)	WOHLIST, ALISON 0:33.66 1:11.10	17	TOWSON MD	1:11.10
53)	MROOZI, JULIA 0:33.58 1:11.11	16	KNOXVILLE TN	1:11.11
54)	KOENIG, DEBORAH 0:33.98 1:11.18	14	WESTPORT CT	1:11.18
55)	BLAZIER, KATHY 0:33.57 1:11.21	18	WHEELING WV	1:11.21
56)	BUSH, KAMI 0:33.58 1:11.47	17	LAS VEGAS NV	1:11.47
57)	BROOKS, DAWN 0:33.25 1:11.50	15	HOUSTON TX	1:11.50
58)	HUBBARD, JAMIE 0:33.70 1:11.56	15	SOMERSET NJ	1:11.56
59)	HAYDEN, MELISSA 0:33.85 1:11.70	14	CHARLOTTES. VA	1:11.70
60)	GRUBB, DARRAH 0:33.65 1:11.72	16	LEBANON CTY PA	1:11.72
61)	RICHARDSON, SHARON 0:33.53 1:11.90	17	HAMILTON NJ	1:11.90
62)	SEIP, CHRIS 0:33.84 1:11.94	16	LAS VEGAS NV	1:11.94
62)	RAIDER, JAMIE 0:33.57 1:11.94	16	SOUTHINGTON CT	1:11.94
64)	HARTNETT, MAUREEN 0:33.60 1:11.95	17	GRT WATERBURY CT	1:11.95
65)	HUGHES, DONNA 0:33.48 1:12.00	14	LEBANON CTY PA	1:12.00
66)	WASSON, KRISTINA 0:33.93 1:12.05	17	ALLENTOWN PA	1:12.05
67)	OLSEN, MAUREEN 0:33.62 1:12.14	14	MADISON WEST WI	1:12.14
68)	SKOKOS, TINA 0:33.97 1:12.17	14	RED BANK NJ	1:12.17
69)	COUNARD, CARRY 0:33.72 1:12.21	16	OSHKOSH WI	1:12.21
70)	COLE, CARRINGTON 0:34.51 1:12.23	15	ROANOKE VA	1:12.23
71)	FRANZ, LISSA 0:33.74 1:12.25	18	UPPER MAIN PA	1:12.25
72)	SANDS, WENDY 0:34.25 1:12.27	17	UPPER MAIN PA	1:12.27
73)	HORNER, MELISSA 0:33.82 1:12.28	17	WESTFIELD NJ	1:12.28
73)	RANCH, LEA 0:33.22 1:12.28	14	EAST VALLEY CA	1:12.28
75)	HISCHKE, AIMEE 0:33.13 1:12.30	17	ROCHESTER MI	1:12.30
76)	LADENDORF, JILL 0:34.06 1:12.39	16	LATTOF IL	1:12.39
77)	VAUGHN, ROBIN 0:33.96 1:12.43	15	FAIRFIELD OH	1:12.43

(CONTINUED ON NEXT PAGE)

(CONTINUED)

78)	KUCK, EVELYN 0:34.11 1:12.46	16	HUNTINGTON NY	1:12.46
79)	COOK, TRACY 0:33.28 1:12.49	17	CHARLOTTES. VA	1:12.49
80)	MATTISON, KATHY 0:34.16 1:12.62	17	COLUMBUS OH	1:12.62
81)	KRAUS, SHERI 0:33.88 1:12.65	15	MASSILLON OH	1:12.65
82)	MEHANNA, VANESSA 0:33.96 1:12.66	12	CUMBERLAND MD	1:12.66
83)	VANHOUTEN, KATHY 0:34.13 1:12.71	16	FORD CENTRAL MI	1:12.71
84)	CHAN, JENNIFER 0:34.69 1:12.73	15	LEXINGTON KY	1:12.73
85)	BIZIK, BARBARA 0:34.49 1:12.80	17	RIDGEWOOD NJ	1:12.80
86)	MARTIN, MARIA 0:33.80 1:12.88	14	HOWARD COUNTY MD	1:12.88
86)	GRY, LISA 0:34.31 1:12.88	14	St AUGUSTINE FL	1:12.88
86)	LINDGREN, AMY 0:34.19 1:12.88	18	MORRIS CENTER NJ	1:12.88
86)	JOHNSON, SUSIE 0:33.99 1:12.88	17	WESTPORT CT	1:12.88
90)	DIETRICH, JENNIE 0:34.35 1:12.97	17	GRT JOLIET IL	1:12.97
91)	STONE, DANICE 0:34.17 1:13.03	15	MT VERNON OH	1:13.03
92)	SPLETZER, KARLA 0:34.88 1:13.07	16	NEW CANAAN CT	1:13.07
93)	SCHWERZLER, LAURA 0:33.93 1:13.09	17	NORTH CANTON OH	1:13.09
94)	EVANS, BYNNN 0:34.39 1:13.11	15	NEWARK OH	1:13.11
95)	INTERONE, CHRISTINE 0:34.46 1:13.13	17	DIXON FAMILY IL	1:13.13
96)	STOLL, SHERI 0:34.76 1:13.17	16	RED BANK NJ	1:13.17
97)	PALMER, LEIGH 0:33.97 1:13.19	16	ROCHESTER MI	1:13.19
98)	SNOW, JENNIFER 0:34.82 1:13.25	18	INLAND WA	1:13.25
99)	MCCOLLUM, PATRICIA 0:34.62 1:13.28	14	KNOXVILLE TN	1:13.28
100)	WALSH, JOYLENE 0:34.79 1:13.34	14	GRT JOLIET IL	1:13.34
101)	BASS, LAURIE 0:34.49 1:13.60	16	BREMERTON WA	1:13.60
102)	BERTA, MARY 0:34.37 1:13.84	17	MIDDLETOWN OH	1:13.84
103)	BALLAGHER, MAUREEN 0:34.85 1:13.93	14	AKRON MET OH	1:13.93
104)	KISSELL, STEPHANIE 0:34.24 1:14.55	13	OIL CITY PA	1:14.55
105)	LOCKHART, MOLLY JO 0:35.20 1:14.91	12	CHAMPAIGN IL	1:14.91
106)	MALAMUD, LISA 0:35.35 1:15.09	17	GRT SCRANTON PA	1:15.09
107)	CLARK, AMY 0:35.36 1:15.14	16	FALL RIVER MA	1:15.14
108)	SCHNEIDAU, JENNIFER 0:35.98 1:15.70	14	TRI-CITY KY	1:15.70
109)	WILSON, ROBIN 0:34.18 1:15.87	15	MDI BARHARBOR ME	1:15.87
	FOSTER, MICHELLE	18	AUBURN ME	DISQUAL- NS
	EVEY, SHERI	16	LAKELAND NJ	DISQUAL

EVENT : 18 MEN'S 100 YARDS BREASTSTROKE **********
NATIONAL RECORD 0:56.33 G.MINERVINI NAPERVILLE, IL 4-26-84
QUALIFYING FOR NATIONALS 1:04.19

PLACE	NAME	YEAR	TEAM	TRIALS	FINAL
CHAMPIONSHIP FINAL					
1)	ZETTLE, CRAIG 0:26.00 0:56.27	19	COLLIER CTY FL	0:56.66	0:56.27 ++
++ NATIONAL RECORD					
2)	SHTIGMAN, EYAL 0:27.83 0:57.34	23	LAS VEGAS NV	0:58.30	0:57.34
3)	GWIDT, MARK 0:27.47 0:58.19	17	MILWAUKEE WI	0:58.65	0:58.19
4)	STIER, SCOTT 0:27.33 0:58.45	17	SARASOTA FL	0:58.87	0:58.45
5)	GAUCH, GARY 0:27.56 0:58.62	18	MELROSE MA	0:58.73	0:58.62
6)	LEYSHON, ROBERT 0:27.82 0:58.69	18	CAMBRIDGE OH	0:59.12	0:58.69
7)	SCHRETZ, DAN 0:27.80 0:58.78	16	WAUKESHA WI	0:59.25	0:58.78
8)	SPITZNAGLE, WES 0:28.42 1:00.10	17	MILWAUKEE WI	0:59.33	1:00.10
CONSOLATION FINAL					
9)	CALLIS, PAUL 0:27.35 0:58.85	17	EAST HARTFORD CT	1:00.03	0:58.85
10)	ANDREWS, RICH 0:27.57 0:58.91	18	WESTFIELD NJ	0:59.56	0:58.91
11)	LUBECK, CHRISTOPHER 0:28.08 0:58.95	18	WILTON CT	0:59.56	0:58.95
12)	CARMOSINO, VINCE 0:27.89 0:59.25	17	PARKERSBURG WV	0:59.56	0:59.25
13)	POKRZYWINSKI, CHRIS 0:28.10 0:59.66	17	S E FAMILY IN	0:59.50	0:59.66
14)	GRAULICH, DAVID 0:27.79 0:59.70	17	HUNTINGTON NY	0:59.60	0:59.70
15)	HIRAYAMA, MARK 0:28.35 1:00.19	17	GRT SEATTLE WA	1:00.03	1:00.19
16)	O'BOYLE, JOHN 0:28.56 1:00.55	18	LAKELAND NJ	1:00.18	1:00.55

1)	ZETTLE, CRAIG 0:26.30 0:56.66	19	COLLIER CTY FL	0:56.66
2)	SHTIGMAN, EYAL 0:58.30 0:00.00	23	LAS VEGAS NV	0:58.30
3)	GWIDT, MARK 0:27.98 0:58.65	17	MILWAUKEE WI	0:58.65
4)	GAUCH, GARY 0:27.56 0:58.73	18	MELROSE MA	0:58.73
5)	STIER, SCOTT 0:27.89 0:58.87	17	SARASOTA FL	0:58.87
6)	LEYSHON, ROBERT 0:27.83 0:59.12	18	CAMBRIDGE OH	0:59.12
7)	SCHRETZ, DAN 0:28.02 0:59.25	16	WAUKESHA WI	0:59.25
8)	SPITZNAGLE, WES 0:27.64 0:59.33	17	MILWAUKEE WI	0:59.33
9)	POKRZYWINSKI, CHRIS 0:27.74 0:59.50	17	S E FAMILY IN	0:59.50
10)	LUBECK, CHRISTOPHER 0:28.47 0:59.56	18	WILTON CT	0:59.56
10)	CARMOSINO, VINCE 0:27.92 0:59.56	17	PARKERSBURG WV	0:59.56
10)	ANDREWS, RICH 0:27.77 0:59.56	18	WESTFIELD NJ	0:59.56
13)	GRAULICH, DAVID 0:28.17 0:59.60	17	HUNTINGTON NY	0:59.60
14)	CALLIS, PAUL 0:27.72 1:00.03	17	EAST HARTFORD CT	1:00.03
14)	HIRAYAMA, MARK 0:28.35 1:00.03	17	GRT SEATTLE WA	1:00.03
16)	O'BOYLE, JOHN 0:28.16 1:00.18	18	LAKELAND NJ	1:00.18
17)	MCELWAIN, ROB 0:27.69 1:00.30	17	ROCHESTER MI	1:00.30
18)	OLBRICH, GREG 0:28.13 1:00.35	17	WILTON CT	1:00.35
19)	LINK, ANDY 0:28.34 1:00.69	16	SUBURBAN EAST PA	1:00.69
20)	FORREST, BRIAN 0:28.22 1:00.70	15	VINELAND NJ	1:00.70
21)	OHTAKA, ATSUSHI 0:28.58 1:00.76	17	HOUSTON TX	1:00.76
22)	BALSAMO, MICHAEL 0:28.80 1:00.86	17	FLUSHING NY	1:00.86
23)	HERR, LARRY 0:28.79 1:00.91	16	KOKOMO IN	1:00.91
24)	COX, JOHN 0:28.72 1:00.95	15	HOUSTON TX	1:00.95
25)	KRAMER, MIKE 0:28.71 1:01.06	17	ROCK ISLAND IL	1:01.06
26)	KUKOY, MAX 0:28.67 1:01.15	19	FREDERICK MD	1:01.15
27)	RADEL, TODD 0:28.59 1:01.19	14	G NIPPERT OH	1:01.19
28)	TANNER, TREY 0:28.74 1:01.24	14	CEN VIRGINA VA	1:01.24
29)	CARNEY, GREG 0:28.65 1:01.28	16	WESTPORT CT	1:01.28
30)	LEYSHON, RICHARD 0:28.67 1:01.30	18	CAMBRIDGE OH	1:01.30
31)	THORP, SCOTT 0:29.07 1:01.39	18	MT VERNON OH	1:01.39
32)	WALSH, KEVIN 0:29.42 1:01.45	17	SOMERSET NJ	1:01.45

(CONTINUED ON NEXT PAGE)

EVENT : 18 MEN'S 100 YARDS BREASTSTROKE

33)	CHERRY, WES 0:28.98 1:01.49	17	UPPER MAIN PA	1:01.49
34)	PATMODE, JD 0:29.34 1:01.59	16	COLLIER CTY FL	1:01.59
35)	TURNEY, JAMES 0:29.21 1:01.62	17	FANWOOD NJ	1:01.62
36)	MANGANO, FRED 0:28.32 1:01.66	18	RIDGEWOOD NJ	1:01.66
37)	FOGGIN, JONATHAN 0:29.18 1:01.68	15	KNOXVILLE TN	1:01.68
38)	HUNT, BRETT 0:29.58 1:01.72	18	BOISE FAMILY ID	1:01.72
39)	CHARBONEAU, PETER 0:28.84 1:01.75	17	WALLINGFORD CT	1:01.75
40)	BURKE, CHRIS 0:28.95 1:01.77	16	GRT SEATTLE WA	1:01.77
41)	MCKEEHEN, JOHN 0:28.82 1:01.84	17	STATE COLLEGE PA	1:01.84
42)	REINHART, SHAWN 0:29.36 1:01.85	16	SOUTH TOLEDO OH	1:01.85
43)	VASIL, GREG 0:29.05 1:01.89	18	WILTON CT	1:01.89
44)	VANDAMAN JEFF 0:28.74 1:01.98	16	DAYTON N.W. OH	1:01.98
45)	LEWIS, DAVID 0:29.45 1:02.02	16	HOUSTON TX	1:02.02
46)	INGARDIA, MICHAEL 0:29.39 1:02.04	16	DARIEN CT	1:02.04
47)	PEREZ, TOMAS 0:29.31 1:02.11	17	STAUNTON VA	1:02.11
48)	CONLIN, LOUIS 0:28.75 1:02.13	17	FANWOOD NJ	1:02.13
49)	JOYCE, JOHN 0:28.99 1:02.20	16	ROCKLAND NY	1:02.20
50)	SHIBER, JOE 0:29.24 1:02.23	18	E DELAWARE PA	1:02.23
51)	MILLER, JASON 0:29.66 1:02.25	15	NEW CANAAN CT	1:02.25
52)	SWARTZ, ERICK 0:29.26 1:02.31	16	CAPE ANN MA	1:02.31
53)	O'CONNOR, JAMES 0:29.05 1:02.32	18	FLUSHING NY	1:02.32
54)	DEBRUHL, MARTY 0:29.39 1:02.35	18	WINSTON-SALEM NC	1:02.35
55)	KOCH, TED 0:28.73 1:02.36	19	CHARLOTTES. VA	1:02.36
56)	OSBORNE, ROBERT 0:29.22 1:02.40	17	SAN PEDRO CA	1:02.40
57)	STUART, PAUL 0:29.91 1:02.54	18	NEW CANAAN CT	1:02.54
58)	TUFILLARO, STEVE 0:29.12 1:02.60	16	PHOENIXVILLE PA	1:02.60
59)	DORSEY, RICHARD 0:29.05 1:02.68	18	FREDERICKSBURG V	1:02.68
60)	RUBOCKI, JEFF 0:29.38 1:02.72	15	GRT JOLIET IL	1:02.72
61)	MCKINNEY, JIMMY 0:29.08 1:02.73	17	St AUGUSTINE FL	1:02.73
61)	MUMBLE, JEREMY 0:29.25 1:02.73	15	BEAVERCREEK OH	1:02.73
63)	FELIX, SCOTT 0:29.47 1:02.75	17	RED BANK NJ	1:02.75
63)	THOELKE, JASON 0:29.73 1:02.75	16	WESTPORT CT	1:02.75
65)	SAWYER, ANDREW 0:29.61 1:02.91	15	WESTPORT CT	1:02.91
66)	MICHAELS, MATT 0:29.64 1:02.93	16	ELYRIA OH	1:02.93

(CONTINUED ON NEXT PAGE)

(CONTINUED)

67)	MASCOLO, RICHARD 0:29.84 1:02.94	17	HUNTINGTON NY	1:02.94
68)	HARRIS, WILLIAM 0:29.75 1:02.95	16	DARIEN CT	1:02.95
69)	SHANNON, MIKE 0:29.40 1:03.06	18	CECIL COUNTY MD	1:03.06
69)	SCZUPAK, ROB 0:29.11 1:03.06	17	CORTLAND CTY NY	1:03.06
71)	GUERARRA, DANIEL 0:29.28 1:03.10	16	FAIRFIELD CT	1:03.10
72)	PLATT, MARK 0:29.36 1:03.12	18	KISHWAUKEE IL	1:03.12
73)	HOFFMAN, BRIAN 0:29.84 1:03.20	17	LAKE REGION IL	1:03.20
74)	MATHABUTHAN, ROB 0:29.69 1:03.31	16	BLUE ASH OH	1:03.31
75)	NIEL, CHAD 0:29.38 1:03.35	17	OSHKOSH WI	1:03.35
76)	WOMS, ROBERT 0:29.49 1:03.38	17	VINELAND NJ	1:03.38
77)	KINKEAD, BRAD 0:28.96 1:03.45	16	NORTH CANTON OH	1:03.45
78)	MATKIN, STEVE 0:29.94 1:03.52	17	HAMDEN CT	1:03.52
79)	ARGLAND, JOHN 0:29.61 1:03.53	16	WAUKESHA WI	1:03.53
80)	HEPWORTH, MARC 0:30.15 1:03.59	15	HUNTINGTON NY	1:03.59
81)	MYERS, TOBY 0:30.26 1:03.78	17	HOUSTON TX	1:03.78
82)	BLICKMAN, JOEL 0:29.74 1:03.83	13	RIDGEWOOD NJ	1:03.83
83)	HOLEC, TODD 0:29.96 1:03.91	15	NEW HAVEN CT	1:03.91
84)	BAKER, JEFF 0:29.82 1:03.97	15	MIAMI COUNTY OH	1:03.97
85)	SHEEHAN, JOSEPH 0:30.18 1:04.19	15	MELROSE MA	1:04.19
86)	WILCOX, BRETT 0:30.69 1:04.23	18	AKRON MET OH	1:04.23
87)	PRIEBSTER, PJ 0:29.86 1:04.31	16	BLOOMINGTON IL	1:04.31
88)	PEYTON, TYLER 0:30.00 1:04.40	15	WAUKESHA WI	1:04.40
89)	BATES, MICHAEL 0:29.88 1:04.41	17	LANCASTER OH	1:04.41
90)	RINES, DAVID 0:30.05 1:04.43	15	CONCORD NH	1:04.43
91)	BOLDUC, DAVID 0:30.19 1:04.66	18	CONCORD NH	1:04.66
92)	ENGELS, BRAD 0:30.07 1:04.74	19	WESTPORT CT	1:04.74
93)	SCHAEFER, ROB 0:30.21 1:04.84	15	G NIPPERT OH	1:04.84
94)	QUARLES, RICHIE 0:30.15 1:04.87	17	PARKERSBURG WV	1:04.87
95)	SEGO, GREG 0:30.98 1:05.32	17	NAPERVILLE IL	1:05.32
96)	BLECZINSKI, MARK 0:30.68 1:06.01	17	HAVERHILL MA	1:06.01
97)	SRSIC, MICHAEL 0:30.38 1:06.27	17	INDIANA PA	1:06.27
98)	MORLEY, MIKE 0:31.53 1:08.16	16	AKRON MET OH	1:08.16
	CROSBLEY, GARY	18	WATERTOWN NY	DISQUAL
	KALLMEYER, NEIL	18	HOUSTON TX	DISQUAL-NS

EVENT : 19 WOMEN'S 100 YARDS BACKSTROKE **********
NATIONAL RECORD 0:56.76 G.GRIFFITH WAYNESBORO, VA 4-16-86
QUALIFYING FOR NATIONALS 1:05.39

PLACE	NAME	YEAR	TEAM	TRIALS	FINAL
CHAMPIONSHIP FINAL					
1)	PHILBECK, TANYA 0:27.34 0:57.65	16	SPARTANBURG SC	0:57.64	0:57.65
2)	ANDREN, KARIN 0:27.33 0:57.77	17	WILTON CT	0:57.91	0:57.77
3)	HUCAL, KIM 0:27.77 0:58.13	16	CHAMPAIGN IL	0:58.92	0:58.13
4)	QUAS, JODI 0:27.80 0:58.30	18	GRT JOLIET IL	0:59.56	0:58.30
5)	KENNEY, NELDON 0:28.14 0:58.95	17	LAS VEGAS NV	0:59.16	0:58.95
6)	BRINSON, SIDNEY 0:28.13 0:59.17	17	COLLIER CTY FL	0:59.33	0:59.17
7)	SHELTON, BECKY 0:28.77 0:59.57	16	BOISE FAMILY ID	0:59.57	0:59.57
8)	FREEMAN, ELIZABETH 0:28.62 0:59.93	16	NAPERVILLE IL	0:59.84	0:59.93
CONSOLATION FINAL					
9)	CURRY, MEEGAN 0:28.57 0:59.71	16	NEW CANAAN CT	1:00.31	0:59.71
10)	DAVIS, KERI 0:28.74 0:59.78	16	WILTON CT	1:00.20	0:59.78
11)	BOLIVER, MARGIE 0:28.59 1:00.01	16	CHARLOTTES. VA	1:00.05	1:00.01
12)	REBERGER, DIANE 0:29.00 1:00.39	15	BOISE FAMILY ID	1:01.05	1:00.39
13)	LEWIS, AMY 0:28.84 1:00.43	15	St AUGUSTINE FL	1:00.53	1:00.43
14)	LEGGIN, JULIE 0:28.80 1:00.68	17	MORRIS CENTER NJ	1:00.15	1:00.68
15)	CUPPARI, RIA 0:28.83 1:00.91	16	FANWOOD NJ	1:01.16	1:00.91
16)	LUBECK, KIMBERLY 0:29.29 1:01.02	16	WILTON CT	1:00.86	1:01.02

1)	PHILBECK, TANYA 0:27.59 0:57.64	16	SPARTANBURG SC	0:57.64	17)	CASSIDY, LYNNE 0:29.27 1:01.17	17	WESTFIELD NJ	1:01.17
2)	ANDREN, KARIN 0:27.43 0:57.91	17	WILTON CT	0:57.91	18)	STRUNKER, STEPHANIE 0:29.24 1:01.24	15	PARKERSBURG WV	1:01.24
3)	HUCAL, KIM 0:28.34 0:58.92	16	CHAMPAIGN IL	0:58.92	19)	THOMAS, ELAINE 0:29.03 1:01.36	17	HOUSTON TX	1:01.36
4)	KENNEY, NELDON 0:28.46 0:59.16	17	LAS VEGAS NV	0:59.16	20)	WYMAN, ANN 0:29.16 1:01.49	17	FANWOOD NJ	1:01.49
5)	BRINSON, SIDNEY 0:28.36 0:59.33	17	COLLIER CTY FL	0:59.33	21)	REITZ, SHARON 0:29.25 1:01.59	17	OAK PARK IL	1:01.59
6)	QUAS, JODI 0:28.51 0:59.56	18	GRT JOLIET IL	0:59.56	22)	HASSINGER, KRISTIN 0:29.67 1:01.62	13	CHAMPAIGN IL	1:01.62
7)	SHELTON, BECKY 0:28.85 0:59.57	16	BOISE FAMILY ID	0:59.57	23)	NAPOLITANO, GINA 0:29.43 1:01.66	17	WILTON CT	1:01.66
8)	FREEMAN, ELIZABETH 0:28.57 0:59.84	16	NAPERVILLE IL	0:59.84	24)	SARFAS, VALERIE 0:29.41 1:01.81	16	ROCHESTER MI	1:01.81
9)	BOLIVER, MARGIE 0:28.45 1:00.05	16	CHARLOTTES. VA	1:00.05	25)	REINHART, DAWN 0:29.63 1:01.88	16	SOUTH TOLEDO OH	1:01.88
10)	LEGGIN, JULIE 0:28.87 1:00.15	17	MORRIS CENTER NJ	1:00.15	26)	OLSON, JENNIFER 0:29.87 1:01.94	16	NAPERVILLE IL	1:01.94
11)	DAVIS, KERI 0:28.66 1:00.20	16	WILTON CT	1:00.20	27)	TRAER, JEANNE 0:29.14 1:01.97	14	CEN VIRGINA VA	1:01.97
12)	CURRY, MEEGAN 0:28.92 1:00.31	16	NEW CANAAN CT	1:00.31	28)	SHEFFIELD, NATALIE 0:29.70 1:02.00	14	NAPERVILLE IL	1:02.00
13)	LEWIS, AMY 0:29.05 1:00.53	15	St AUGUSTINE FL	1:00.53	29)	DREESEN, NICOLE 0:28.90 1:02.02	14	HOUSTON TX	1:02.02
14)	LUBECK, KIMBERLY 0:29.16 1:00.86	16	WILTON CT	1:00.86	30)	MARTIN, ERIN 0:29.47 1:02.08	16	RALEIGH NC	1:02.08
15)	REBERGER, DIANE 0:29.37 1:01.05	15	BOISE FAMILY ID	1:01.05	31)	DOHERTY, SHANNON 0:29.40 1:02.09	16	MELROSE MA	1:02.09
16)	CUPPARI, RIA 0:29.35 1:01.16	16	FANWOOD NJ	1:01.16	32)	NEWLAND, SHAWNA 0:29.24 1:02.19	17	ANDOVER NORTH MA	1:02.19

(CONTINUED ON NEXT PAGE)

EVENT : 19 WOMEN 'S 100 YARDS BACKSTROKE

33)	MAGEE, MEGAN 0:29.62 1:02.20	15	FANWOOD NJ	1:02.20
34)	DENSON, DESIREE 0:29.66 1:02.29	16	JANESVILLE WI	1:02.29
35)	STEVENS, HEATHER 0:29.86 1:02.34	14	NEW CANAAN CT	1:02.34
35)	WEAVER, JULIE 0:29.25 1:02.34	13	S E FAMILY IN	1:02.34
37)	WHOWELL, RALLEE 0:29.48 1:02.43	18	MILWAUKEE WI	1:02.43
38)	SPRTEL, JOANNA 0:29.25 1:02.44	14	OAK PARK IL	1:02.44
39)	SMITH, JENNIFER 0:29.91 1:02.45	16	RIDGEWOOD NJ	1:02.45
40)	BOBBIN, SARA 0:29.31 1:02.46	14	OAK PARK IL	1:02.46
40)	MERWARTH, JENNY 0:29.69 1:02.46	13	ANNE ARUNDEL MD	1:02.46
42)	PFALTZGRAFF, SUZANNE 0:29.23 1:02.68	15	UPPER MAIN PA	1:02.68
43)	KNEIPP, CARLA 0:29.54 1:02.82	15	WILTON CT	1:02.82
44)	BROWN, LAURA 0:30.00 1:02.85	13	CASS CTY IN	1:02.85
45)	COLL, BRIDGET 0:29.37 1:02.87	17	PARKSIDE NY	1:02.87
46)	PUCCINELLI, LISA 0:29.49 1:02.90	17	OAK PARK IL	1:02.90
47)	FURBURG, HELENA 0:29.73 1:02.93	17	WINSTON-SALEM NC	1:02.93
47)	KAPLAN, LAURA 0:30.06 1:02.93	17	NEW CANAAN CT	1:02.93
49)	WEISS, AMY 0:29.71 1:02.95	14	HOWARD COUNTY MD	1:02.95
50)	DAVIDSON, MICHELLE 0:29.71 1:03.10	16	RED BANK NJ	1:03.10
51)	LARSE, CHRISTINE 0:30.32 1:03.19	16	NEW CANAAN CT	1:03.19
52)	PARSONS, MOLLY 0:30.02 1:03.25	16	NEWARK OH	1:03.25
52)	GOBBY, KELLY 0:29.63 1:03.25	17	BLUE ASH OH	1:03.25
54)	PASANO, DANIELLE 0:30.50 1:03.30	14	WILTON CT	1:03.30
55)	PARKE, AMY 0:30.32 1:03.33	18	EAST SUB. PA	1:03.33
56)	SULLIVAN, KELLY 0:30.42 1:03.41	17	GRT SEATTLE WA	1:03.41
57)	COLE, COLLEEN 0:29.84 1:03.43	15	LAKELAND NJ	1:03.43
58)	MURRAY, JOAN 0:29.99 1:03.44	17	COLLIER CTY FL	1:03.44
58)	REINHARD, RUTH 0:29.98 1:03.44	16	LAKELAND NJ	1:03.44
60)	BOJANIC, KRISTEN 0:30.50 1:03.46	13	SUBURBAN EAST PA	1:03.46
61)	YANTZER, MISSY 0:30.10 1:03.49	17	MISSOURI MO	1:03.49
62)	WISE, TAMMY 0:30.46 1:03.53	13	NEW CANAAN CT	1:03.53
63)	GIORDANO, ANNE 0:30.38 1:03.56	16	NEW HAVEN CT	1:03.56
64)	DERSTINE, JENNIFER 0:30.49 1:03.57	14	UPPER BUCKS PA	1:03.57
65)	SARI, LIZ 0:30.73 1:03.58	18	HARRISBURG PA	1:03.58
66)	HOWERTON, SARAH 0:30.17 1:03.63	15	CEN VIRGINA VA	1:03.63
67)	MARTUCCI, MARY 0:30.02 1:03.81	16	GLENWOOD PA	1:03.81
68)	PERRIGO, ALISSA 0:29.60 1:03.92	18	TWINBROOK IL	1:03.92

(CONTINUED ON NEXT PAGE)

(CONTINUED)

69)	ROSSI, JENNY 0:30.21 1:04.02	16	SOMERSET NJ	1:04.02
70)	CHURINS, ALLYSON 0:30.84 1:04.13	16	BATH AREA ME	1:04.13
70)	BANKS, BARABRA 0:30.68 1:04.13	14	LAKELAND NJ	1:04.13
72)	CHAPMAN, JENNI 0:30.56 1:04.26	15	SPRINGFIELD IL	1:04.26
73)	MILLER, KRISTA 0:30.04 1:04.29	15	READING PA	1:04.29
74)	BERARDINELLI, DAWN 0:30.76 1:04.41	17	E DELAWARE PA	1:04.41
75)	ILES, KRISTA 0:30.99 1:04.48	16	CASS CTY IN	1:04.48
76)	OBEDIN, STACY 0:30.34 1:04.49	14	FANWOOD NJ	1:04.49
77)	HARTLEY, JOANNA 0:30.49 1:04.56	16	MARIETTA OH	1:04.56
78)	BAGLIARDI, JANE 0:30.74 1:04.62	14	ATHOL AREA MA	1:04.62
79)	ALBERS, MONICA 0:30.89 1:04.63	15	SIDNEY-SHELBY OH	1:04.63
79)	DEAN, ALLISON 0:31.10 1:04.63	13	SOUTHINGTON CT	1:04.63
81)	KELLY, LAUREN 0:30.49 1:04.65	14	NAPERVILLE IL	1:04.65
82)	ASHLEY, KATE 0:31.08 1:04.72	15	PRINCETON NJ	1:04.72
83)	PANTER, LIZ 0:30.57 1:04.75	14	FORD CENTRAL MI	1:04.75
84)	HODGES, A. KELLER 0:30.64 1:04.76	18	ROANOKE VA	1:04.76
85)	CHARLES, ABBY 0:30.92 1:04.78	18	WESTPORT CT	1:04.78
86)	TEMPLE, JENNIFER 0:31.08 1:04.81	14	HOUSTON TX	1:04.81
87)	RABY, WENDY 0:31.28 1:04.83	17	HOUSTON TX	1:04.83
88)	WHITING, SUE 0:30.63 1:04.89	15	DEER PATH NJ	1:04.89
89)	SEAMAN, SHANNA 0:31.27 1:04.92	15	HAMILTON NJ	1:04.92
90)	VAN DYKE, ALISON 0:31.36 1:05.01	15	RED BANK NJ	1:05.01
91)	JENKINS, LISA 0:30.99 1:05.03	18	WINSTON-SALEM NC	1:05.03
92)	JACKSON, BETH 0:30.36 1:05.05	13	FAIRFIELD OH	1:05.05
92)	SOMMER, MICHELE 0:30.24 1:05.05	17	WHEELING WV	1:05.05
94)	HILL, JENNIFER 0:30.33 1:05.09	16	WEST MORRIS NJ	1:05.09
95)	BOGGS, MICHELLE 0:31.24 1:05.12	16	FRANKFORT KY	1:05.12
96)	INMAN, KENDRA 0:30.99 1:05.13	12	St AUGUSTINE FL	1:05.13
97)	SHER, JULIE 0:30.66 1:05.15	15	ROANOKE VA	1:05.15
98)	KELLER, KATHERINE 0:30.80 1:05.22	13	St AUGUSTINE FL	1:05.22
99)	MUELLER, KRISTIE 0:31.31 1:05.24	12	CHAMPAIGN IL	1:05.24
100)	INGARDIA, EVA 0:30.90 1:05.25	15	DARIEN CT	1:05.25
101)	RAKOSKI, KRIS 0:30.54 1:05.26	13	GRT JOLIET IL	1:05.26
102)	DEBOOR, LIZ 0:30.69 1:05.30	16	LEXINGTON KY	1:05.30
103)	REES, LEE 0:31.17 1:05.32	17	HOWARD COUNTY MD	1:05.32
104)	WALLACE, PAIGE 0:31.49 1:05.34	17	ROSS CTY OH	1:05.34

EVENT : 19 WOMEN 'S 100 YARDS BACKSTROKE (CONTINUED)

104)	ALVEY, JAN 0:30.37 1:05.34	16	HUNTINGTON WV	1:05.34
106)	ANDERSON, ANDREA 0:31.39 1:05.36	18	KALAMAZOO MI	1:05.36
107)	FILSHIE, PATTI 0:30.70 1:05.38	16	HUNTINGTON NY	1:05.38
107)	KEECH, DONNELLE 0:31.37 1:05.38	18	FREDERICK MD	1:05.38
109)	RUGGIERO, JEANNINE 0:31.37 1:05.42	15	FLUSHING NY	1:05.42
110)	PAULAITIS, ERIN 0:30.61 1:05.44	15	CECIL COUNTY MD	1:05.44
111)	OWENS, CINDY 0:30.43 1:05.49	16	NAPERVILLE IL	1:05.49
112)	SCHMIDT, SUSAN 0:30.58 1:05.56	16	BUTLER PA	1:05.56
113)	BEHRKEN, SOLVEIG 0:31.04 1:05.57	16	HIGH RIDGE IL	1:05.57
114)	CARNEY, KRISTA 0:31.01 1:05.61	16	ANDOVER NORTH MA	1:05.61
115)	SULLIVAN, COLLEEN 0:31.03 1:05.76	18	DAYTON N.W. OH	1:05.76
116)	OPPELT, HOLLY 0:31.62 1:05.85	13	BLUE ASH OH	1:05.85
116)	CIZEK, LAURIE 0:31.49 1:05.85	18	DARIEN CT	1:05.85
118)	WOODS, KRISTEN 0:30.91 1:05.94	18	CAPE ANN MA	1:05.94
119)	FLETCHALL, CASSANDRA 0:30.58 1:06.06	14	FORT DODGE IA	1:06.06
120)	WILSON, JENNIFER 0:31.64 1:06.21	14	MDI BARHARBOR ME	1:06.21
121)	WOODLOCK, TRACEY 0:31.13 1:06.23	16	RED BANK NJ	1:06.23
122)	CZULK, CATHY 0:31.39 1:06.31	18	DEER PATH NJ	1:06.31
123)	YATES, ALI 0:30.61 1:06.32	15	NASHUA NH	1:06.32
124)	KOPPLEMAN, TRACY 0:31.35 1:06.36	16	SOUTH TOLEDO OH	1:06.36
125)	DANIELS, KATHY 0:30.96 1:06.39	15	CANTON OH	1:06.39
126)	HENDERSON, TRACI 0:31.65 1:06.46	16	WATERTOWN NY	1:06.46
127)	LIGHT, LISA 0:31.26 1:06.54	16	ASHTABULA OH	1:06.54
128)	HOBAN, KATIE 0:32.12 1:06.58	17	GRT SCRANTON PA	1:06.58
129)	PARSONS, WHITNEY 0:31.28 1:06.59	15	RIDGEWOOD NJ	1:06.59
130)	CLARK, AMY 0:31.50 1:06.65	16	FALL RIVER MA	1:06.65
131)	NORTHUP, HOLLY 0:30.98 1:06.78	17	LANCASTER PA	1:06.78
	KULA, LINDA	17	S W INDIANA IN	DISQUAL — NS

EVENT : 20 MEN 'S 100 YARDS BACKSTROKE **********

NATIONAL RECORD 0:51.81 A. BASSETT FT.WAYNE SE, IN 1981

QUALIFYING FOR NATIONALS 0:59.09

PLACE	NAME	YEAR	TEAM	TRIALS	FINAL
CHAMPIONSHIP FINAL					
1)	TAYLOR, CHRIS 0:24.04 0:51.30	16	CHARLOTTES. VA	0:52.25	0:51.30
2)	SCHMENK, WILLIAM 0:24.66 0:51.63	15	SARASOTA FL	0:52.57	0:51.63
3)	BIGELLOW, STEVE 0:24.73 0:52.29	15	S E FAMILY IN	0:52.85	0:52.29
4)	WOODS, HILTON 0:24.72 0:52.64	18	ROCHESTER MI	0:53.05	0:52.64
5)	RENSKI, BOB 0:24.88 0:53.25	18	BEAVERCREEK OH	0:53.52	0:53.25
6)	MILLER, RUSTY 0:25.35 0:53.48	16	NEW CANAAN CT	0:53.78	0:53.48
7)	WHOWELL, TOM 0:25.46 0:53.78	16	MILWAUKEE WI	0:53.72	0:53.78
8)	O'BRIEN, MARK 0:25.68 0:53.84	17	COLLIER CTY FL	0:53.82	0:53.84
CONSOLATION FINAL					
9)	BELCHER, JAMES 0:25.90 0:53.60	17	SARASOTA FL	0:54.25	0:53.60
10)	ZITZ, JOHN 0:25.73 0:53.65	16	WILTON CT	0:54.15	0:53.65
11)	LANE, WILL 0:25.42 0:54.18	16	CHAMPAIGN IL	0:54.52	0:54.18
12)	GREENE, WILLIAM 0:25.98 0:54.25	17	WILTON CT	0:54.31	0:54.25
13)	KETT, JOHN 0:26.53 0:54.38	16	CHARLOTTES. VA	0:54.91	0:54.38
14)	REETZ, SETH 0:26.01 0:54.52	16	HUNTINGTON WV	0:54.77	0:54.52
15)	BARDINER, ALLEN 0:25.98 0:54.75	17	WESTFIELD NJ	0:54.75	0:54.75
16)	CURTIS, JIM 0:26.00 0:55.01	16	UPPER MAIN PA	0:54.92	0:55.01

(CONTINUED ON NEXT PAGE)

EVENT : 20 MEN'S 100 YARDS BACKSTROKE

1)	TAYLOR, CHRIS 0:24.71 0:52.25	16	CHARLOTTES. VA	0:52.25
2)	SCHWENK, WILLIAM 0:25.41 0:52.57	15	SARASOTA FL	0:52.57
3)	BIGELLOW, STEVE 0:24.99 0:52.85	15	G E FAMILY IN	0:52.85
4)	WOODS, HILTON 0:25.09 0:53.05	18	ROCHESTER MI	0:53.05
5)	NEWSKI, BOB 0:25.37 0:53.52	18	BEAVERCREEK OH	0:53.52
6)	WHOWELL, TOM 0:25.76 0:53.72	16	MILWAUKEE WI	0:53.72
7)	MILLER, RUSTY 0:25.81 0:53.78	16	NEW CANAAN CT	0:53.78
8)	O'BRIEN, MARK 0:25.32 0:53.82	17	COLLIER CTY FL	0:53.82
9)	ZITZ, JOHN 0:25.95 0:54.15	16	WILTON CT	0:54.15
10)	BELCHER, JAMES 0:26.27 0:54.25	17	SARASOTA FL	0:54.25
11)	GREENE, WILLIAM 0:25.99 0:54.31	17	WILTON CT	0:54.31
12)	LANE, WILL 0:25.88 0:54.52	16	CHAMPAIGN IL	0:54.52
13)	GARDINER, ALLEN 0:25.91 0:54.75	17	WESTFIELD NJ	0:54.75
14)	REETZ, SETH 0:26.12 0:54.77	16	HUNTINGTON WV	0:54.77
15)	KETT, JOHN 0:26.75 0:54.91	16	CHARLOTTES. VA	0:54.91
16)	CURTIS, JIM 0:26.05 0:54.92	16	UPPER MAIN PA	0:54.92
17)	ZOLLNER, PAUL 0:26.28 0:55.06	16	GRT JOLIET IL	0:55.06
18)	BILLINGS, CRAIG 0:26.42 0:55.13	16	MILWAUKEE WI	0:55.13
19)	SHEAD, DAVID 0:26.13 0:55.19	18	CEN VIRGINA VA	0:55.19
20)	ARDELEAN, ERIK 0:26.58 0:55.21	17	NORTH CANTON OH	0:55.21
21)	TABBART, STEVE 0:26.09 0:55.22	17	KANKAKEE IL	0:55.22
22)	DICK, JASON 0:26.43 0:55.29	16	NAPERVILLE IL	0:55.29
23)	O'MARA, JERRY 0:26.37 0:55.35	17	SOMERSET NJ	0:55.35
24)	SCHWIEDER, AARON 0:26.29 0:55.52	16	SARASOTA FL	0:55.52
25)	RAD, ARIEL 0:26.62 0:55.54	15	RED BANK NJ	0:55.54
26)	RITTER, WADE 0:25.83 0:55.58	18	MISSOURI MO	0:55.58
27)	MICHEL, ALEX 0:26.48 0:55.59	16	NEW CANAAN CT	0:55.59
28)	JONES, ANDY 0:26.29 0:55.72	16	UPPER MAIN PA	0:55.72
29)	IMOMBA, EUGENE 0:26.62 0:55.91	17	RED BANK NJ	0:55.91
30)	NEUBAUER, MARK 0:26.93 0:56.15	17	G E FAMILY IN	0:56.15
31)	NORDHOFF, CHIP 0:27.01 0:56.17	16	WILTON CT	0:56.17
32)	HARRICK, JAMES 0:26.39 0:56.25	16	CHAPEL HILL NC	0:56.25
33)	RIOS, VIC 0:26.65 0:56.38	17	LAKELAND NJ	0:56.38
34)	VON LOEWE, PETER 0:26.59 0:56.40	16	SOMERSET VAL NJ	0:56.40
35)	DICK, BRIAN 0:26.43 0:56.41	17	NAPERVILLE IL	0:56.41
36)	ROCHE, STEPHAN 0:26.45 0:56.42	17	WILTON CT	0:56.42

(CONTINUED ON NEXT PAGE)

(CONTINUED)

37)	MCKINNEY, JIMMY 0:27.49 0:56.58	17	St AUGUSTINE FL	0:56.58
38)	EERKENS, JELMER 0:27.22 0:56.58	17	PALISADES CA	0:56.58
39)	HENRY, KEITH 0:27.08 0:56.59	18	WALLINGFORD CT	0:56.59
40)	BAUGHCOME, JAMIE 0:27.28 0:56.66	16	GREENVILLE SC	0:56.66
41)	BURDA, AARON 0:27.09 0:56.75	15	GLENDALE CA	0:56.75
42)	COLON, BRIAN 0:26.74 0:56.76	17	VINELAND NJ	0:56.76
43)	RUSCH, BILLY 0:27.00 0:56.82	17	HUNTINGTON NY	0:56.82
44)	LARSON, THOR 0:26.76 0:56.83	16	GRAND ISLAND NE	0:56.83
45)	DECAPUA, NICK 0:26.93 0:56.89	15	HAMDEN CT	0:56.89
46)	DEATON, TED 0:26.99 0:56.92	17	GRT SEATTLE WA	0:56.92
47)	MCCLURE, RAB 0:26.98 0:57.01	17	INDIANA PA	0:57.01
48)	FRICKER, ERIK 0:26.81 0:57.11	17	RED BANK NJ	0:57.11
48)	SHEETS, DAVID 0:26.96 0:57.11	16	LOCK HAVEN PA	0:57.11
50)	KEIFFER, KEVIN 0:26.99 0:57.20	18	ROCK ISLAND IL	0:57.20
51)	WHITTEN, RUSSELL 0:27.59 0:57.24	18	PALISADES CA	0:57.24
52)	SAWIN, CURT 0:27.38 0:57.27	15	SOMERSET VAL NJ	0:57.27
53)	BRENT, MICHELL 0:26.97 0:57.31	17	TOPEKA KS	0:57.31
54)	PRETTITORE, GLENN 0:26.85 0:57.40	16	RIDGEWOOD NJ	0:57.40
55)	GIFFORD, ROB 0:27.08 0:57.46	16	KOKOMO IN	0:57.46
56)	SWANSON, ERIC 0:27.20 0:57.47	17	FLUSHING NY	0:57.47
56)	SHANNON, KEITH 0:27.86 0:57.47	16	MORRIS CENTER NJ	0:57.47
58)	FUHRER, LANCE 0:27.27 0:57.52	17	NAPERVILLE IL	0:57.52
59)	SIMMONS, BRAD 0:26.96 0:57.54	16	NEW HAVEN CT	0:57.54
60)	THOMPSON, BRIAN 0:27.52 0:57.61	17	HAMILTON NJ	0:57.61
61)	WALSH, ROB 0:27.61 0:57.65	16	LAKELAND NJ	0:57.65
62)	NEUBACHER, JJ 0:27.58 0:57.66	15	TRI-CITY KY	0:57.66
63)	BROWN, DAVID 0:27.32 0:57.69	18	JANESVILLE WI	0:57.69
64)	KAZAKS, ALEXANDER 0:26.56 0:57.72	13	LA CROSSE WI	0:57.72
64)	BOYD, CARL 0:26.94 0:57.72	16	SCOTTDALE PA	0:57.72
66)	BURKEY, KEVIN 0:27.35 0:57.74	18	HARRISBURG PA	0:57.74
67)	DUNKIEL, BRIAN 0:27.45 0:57.82	18	RIDGEWOOD NJ	0:57.82
68)	SZOT, DEREK 0:27.43 0:57.86	15	SOMERSET VAL NJ	0:57.86
69)	BARRETT, JOHN 0:27.82 0:57.89	17	TOWSON MD	0:57.89
70)	PATTERSON, CHAD 0:27.56 0:57.95	14	SPARTANBURG SC	0:57.95
71)	GORMAN, BENJAMIN 0:27.44 0:57.98	15	LENAWEE CTY. MI	0:57.98
72)	DOERRE, PAUL 0:27.15 0:57.99	17	MADISON WEST WI	0:57.99

EVENT : 20 MEN'S 100 YARDS BACKSTROKE

(CONTINUED)

73)	KARR, DOUG 0:27.03 0:58.01	18	HOWARD COUNTY MD	0:58.01
74)	ARATA, CHRIS 0:26.71 0:58.02	15	BANGOR-BREWER ME	0:58.02
75)	CORBETT, DAN 0:27.32 0:58.08	19	HARRISBURG PA	0:58.08
76)	CARLSON, MATT 0:27.74 0:58.13	15	SOUTHINGTON CT	0:58.13
77)	BALIOTTI, MARC 0:27.65 0:58.14	16	NEW CANAAN CT	0:58.14
78)	ACKERMAN, MATT 0:27.48 0:58.16	15	BEAVERCREEK OH	0:58.16
79)	BATEWOOD, DAVE 0:28.05 0:58.18	15	CAPE ANN MA	0:58.18
80)	MULLOY, ROB 0:27.51 0:58.21	18	CAPE ANN MA	0:58.21
81)	ROSEPAPA, KEVIN 0:27.63 0:58.23	15	WHEELING WV	0:58.23
82)	ALBRECHT, CHRIS 0:27.57 0:58.30	17	HANOVER PA	0:58.30
82)	HAMPTON, GEOFF 0:27.61 0:58.30	15	LEXINGTON KY	0:58.30
84)	LOEFFLER, BRIAN 0:27.58 0:58.32	17	BALTIMORE MD	0:58.32
85)	HECK, DAVE 0:27.54 0:58.38	.1	MILWAUKEE WI	0:58.38
86)	DUDA, BRIAN 0:27.29 0:58.39	18	E DELAWARE PA	0:58.39
87)	BECKMAN, PAUL 0:27.13 0:58.44	16	ASHTABULA OH	0:58.44
88)	VAUGHAN, MARK 0:27.23 0:58.46	14	NAPERVILLE IL	0:58.46
88)	RAIN, STEVE 0:27.82 0:58.46	17	MONTGOMERY AL	0:58.46
90)	MCKERNAN, MATT 0:27.30 0:58.53	16	E DELAWARE PA	0:58.53
91)	MALNIGHT, STEVE 0:27.90 0:58.56	15	KALAMAZOO MI	0:58.56
92)	BRANDT, MICHAEL 0:27.57 0:58.62	18	ANNE ARUNDEL MD	0:58.62
93)	HORD, JIM 0:27.49 0:58.63	18	HOUSTON TX	0:58.63
94)	HOWAN, JAMES 0:27.93 0:58.72	17	MUSKEGON MI	0:58.72
95)	ROWLEY, JOHN 0:27.73 0:58.82	18	COLLIER CTY FL	0:58.82
96)	HESS, HERBERT 0:27.67 0:58.96	16	READING PA	0:58.96
97)	CLARK, SEAN 0:27.70 0:59.00	16	BELLEFONTE PA	0:59.00
98)	SCHMIDT, STEPHEN 0:27.90 0:59.02	17	ROANOKE VA	0:59.02
99)	WOLFORD, CHRIS 0:27.75 0:59.08	17	COLUMBUS OH	0:59.08
100)	JEFFREY, TODD 0:27.67 0:59.09	17	NEWARK OH	0:59.09
101)	KOCHMAN, GILAD 0:27.71 0:59.12	17	RIDGEWOOD NJ	0:59.12
102)	MULLER, CHUCK 0:27.05 0:59.18	18	OSHKOSH WI	0:59.18
103)	VALYO, JAY 0:27.94 0:59.39	18	HAMILTON NJ	0:59.39
104)	SHARP, ROYCE 0:28.13 0:59.40	14	HOUSTON TX	0:59.40
105)	BESCHER, DOUGLAS 0:28.05 0:59.50	15	FAIRFIELD CT	0:59.50
106)	HERRINGTON, THOMAS 0:28.40 0:59.51	13	SARASOTA FL	0:59.51
107)	FEEHERY, TERRY 0:27.85 0:59.52	18	E DELAWARE PA	0:59.52
108)	HOCK, GREG 0:28.41 0:59.59	15	KOKOMO IN	0:59.59
108)	BOULD, ERIC 0:28.27 0:59.59	18	NASHUA NH	0:59.59
110)	SIEGAL, JOSH 0:28.34 0:59.70	16	CAPE ANN MA	0:59.70
111)	HASSINGER, CHAD 0:28.34 0:59.76	17	CHAMPAIGN IL	0:59.76
112)	MUCHOW, STEPHEN 0:27.88 0:59.78	17	ANNE ARUNDEL MD	0:59.78
112)	HORNBACHER, STEVEN 0:28.10 0:59.78	17	FARGO ND	0:59.78
114)	SHASHATY, JAMES 0:28.46 0:59.83	18	FLUSHING NY	0:59.83
114)	DELANEY, JOHN 0:27.74 0:59.83	17	SPRINGFIELD OH	0:59.83
116)	REEVES, JASON 0:27.96 0:59.85	17	ELKHART CTY IN	0:59.85
117)	YAUGER, ED 0:28.03 0:59.93	16	UNIONTOWN PA	0:59.93
118)	BARLAND, BOB 0:28.37 1:00.01	17	SPRINGFIELD IL	1:00.01
119)	MCMILLAN, CHAD 0:27.71 1:00.12	15	AUBURN NY	1:00.12
120)	O'DRISCOLL, MICHAEL 0:28.49 1:00.16	15	WATERTOWN NY	1:00.16
121)	WECHMAN, JOSEPH 0:29.11 1:00.49	16	INDIAN BOUND IL	1:00.49
122)	BRERETON, STUART 0:28.93 1:00.54	16	GRT SCRANTON PA	1:00.54
123)	VEREB, BRIAN 0:28.47 1:00.56	17	EASTSIDE PA	1:00.56
	POPP, THOMAS	18	GRT JOLIET IL	DISQUAL — NS

EVENT : 21 WOMEN'S 800 YARDS FREESTYLE RELAY **********
NATIONAL RECORD 7:33.72 JOLIET,IL JOLIET,IL 4-18-85
QUALIFYING FOR NATIONALS 8:17.89

PLACE	NAME	YEAR	TEAM	TRIALS	FINAL
CHAMPIONSHIP FINAL					
1)	LAS VEGAS NV			7:40.98	7:33.90
	1) JACOBSON, LAURIE	16	0:55.14	3) KENNEY, MELDON	17 4:46.46
			1:54.99		5:46.59
	2) LYNCH, KRISTEN	18	2:50.69	4) SIMMONS, CHERYL	17 6:38.29
			3:50.61		7:33.90
2)	WILTON CT			7:39.54	7:36.08
	1) PORTER, STACEY	16	0:54.14	3) RUNGE, MARGARET MARY	17 4:45.89
			1:53.29		5:46.45
	2) SHAPIRO, SUZANNE	17	2:49.38	4) JORGENSEN, JANEL	15 6:38.42
			3:49.47		7:36.08
3)	GRT JOLIET IL			7:47.96	7:42.41
	1) RUAS, JODI	18	0:55.10	3) WILCZAK, MELISSA	14 4:44.12
			1:54.77		5:45.83
	2) DIETRICH, CATHY	15	2:49.54	4) RAKOSKI, LISA	18 6:48.91
			3:47.69		7:42.41
4)	MORRIS CENTER NJ			7:45.89	7:46.69
	1) OECHSLI, LAUREN	17	0:55.66	3) MASHETER, PENNY	15 4:50.66
			1:58.71		5:52.26
	2) MCSHANE, CLARE	16	2:54.97	4) FISHER, ANDREA	14 6:47.68
			3:54.59		7:46.69
5)	SARASOTA FL			7:49.98	7:48.01
	1) CHAMPNEY, DENA	15	0:54.62	3) WEPFER, MELISSA	16 4:45.98
			1:52.33		5:46.41
	2) LERCH, SUSAN	13	2:49.25	4) EGGLESTON, JILL	16 6:44.27
			3:49.34		7:48.01
6)	NEW CANAAN CT			7:53.24	7:49.49
	1) BELL, KATIE	15	0:55.29	3) CURRY, MEEGAN	16 4:51.69
			1:52.90		5:52.40
	2) WELCHMAN, JANE	16	2:51.35	4) GATT, SHARON	15 6:48.96
			3:54.54		7:49.49
7)	S E FAMILY IN			7:54.20	7:52.62
	1) RACHT, ERIN	13	0:56.55	3) BULTEMEIER, MARCI	16 4:52.23
			1:55.92		5:56.04
	2) BARHYDT, CHERYL	16	2:53.37	4) ROTH, MARY	17 6:52.06
			3:54.89		7:52.62
8)	SAN PEDRO CA			7:52.82	7:55.44
	1) BUGG, KATHIE	15	0:56.29	3) RANKINE, JULIE	17 4:55.97
			1:57.47		5:56.30
	2) KORY, DEBORAH	13	2:56.36	4) ROBERTS, KRISTY	15 6:53.51
			3:58.54		7:55.44
CONSOLATION FINAL					
9)	READING PA			7:57.03	7:49.17
	1) HESS, JENNIFER	13	0:56.24	3) CHRISTMAN, DEBORAH	14 4:46.86
			1:56.88		5:49.63
	2) STAVER, STACEY	15	2:58.84	4) FICHTHORN, STEFANIE	13 6:46.58
			3:58.26		7:49.17
10)	CHAMPAIGN IL			7:55.62	7:58.74
	1) KIDDOO, ANNE	17	0:54.88	3) HUCAL, KIM	16 4:54.84
			1:54.15		5:54.89
	2) LOCKHART, MOLLY JO	12	2:53.88	4) WILBORN, LAURA	17 6:58.97
			3:57.99		7:58.74
11)	LAKELAND NJ			7:57.36	7:51.52
	1) CRUZ, KEIRA	16	0:56.93	3) VOBEL, DIANNA	18 4:54.81
			1:58.89		5:55.61
	2) EVEY, SHERI	16	2:56.21	4) WORDBEL, JANET	14 6:58.95
			3:57.51		7:51.52
12)	MILWAUKEE WI			7:55.71	7:52.83
	1) BUCKLEY, KATIE	14	0:57.37	3) KELLNER, JACKIE	16 4:55.94
			1:59.13		5:57.19
	2) WNUK, KATIE	14	2:56.44	4) SAWYER, TRACY	17 6:52.66
			3:58.67		7:52.83

EVENT : 21 WOMEN'S 800 YARDS FREESTYLE RELAY (CONTINUED)

13)	CHARLOTTES. VA			7:58.67	7:53.90
	1) STUBIN, JAN	15	0:55.71	3) HIPSKIND, WENDY	15 4:53.81
			1:56.53		5:52.36
	2) BOLIVER, MARGIE	16	2:55.65	4) SIMONS, AMANDA	14 6:51.07
			3:58.37		7:53.90
14)	FANWOOD NJ			7:56.60	7:54.13
	1) CUPPARI, RIA	16	0:57.88	3) WYMAN, ANN	17 4:56.65
			2:00.04		5:59.82
	2) HERTELL, KERRY	17	2:56.43	4) HILLE, CHRISTINE	17 6:54.75
			3:58.93		7:54.13
15)	RED BANK NJ			7:58.49	7:57.89
	1) LIVINGSTON, KAREN	15	0:57.68	3) HOLTHUSEN, JENNA	15 4:57.54
			1:59.55		5:59.51
	2) VAN DYKE, ALISON	15	2:58.44	4) CASTELLANOS, KIM	14 6:56.57
			4:00.99		7:57.89
16)	OAK PARK IL			7:57.12	7:57.91
	1) GAJDA, JOYCE	14	0:57.16	3) COATS, RACHEL	15 4:55.17
			1:58.14		5:57.87
	2) SMITH, SARAH	15	2:55.22	4) RAMERT, DONETTA	15 6:56.04
			3:56.96		7:57.91

1)	WILTON CT			7:39.54	
	1) JORGENSEN, JANEL	15	0:54.62	3) RUNGE, MARGARET M	17 4:45.15
			1:52.34		5:45.72
	2) SHAPIRO, SUZANNE	17	2:47.89	4) PORTER, STACEY	16 6:39.90
			3:48.50		7:39.54
2)	LAS VEGAS NV			7:40.98	
	1) LYNCH, KRISTEN	18	0:56.87	3) JACOBSON, LAURIE	16 4:42.33
			1:57.25		5:41.87
	2) TAPPER, BECKY	16	2:58.92	4) SIMMONS, CHERYL	17 6:37.95
			3:47.58		7:40.98
3)	MORRIS CENTER NJ			7:45.89	
	1) FISHER, ANDREA	14	0:55.57	3) LEGGIN, JULIE	17 4:48.49
			1:55.03		5:58.78
	2) MASHETER, PENNY	15	2:58.93	4) MCSHANE, CLARE	16 6:46.47
			3:51.76		7:45.89
4)	GRT JOLIET IL			7:47.96	
	1) DIETRICH, CATHY	15	0:56.16	3) WILCZAK, MELISSA	14 4:48.37
			1:54.47		5:58.64
	2) RUAS, JODI	18	2:49.69	4) RAKOSKI, LISA	18 6:45.55
			3:51.47		7:47.96
5)	SARASOTA FL			7:49.98	
	1) CHAMPNEY, DENA	15	0:55.52	3) WEPFER, MELISSA	16 4:48.96
			1:52.82		5:49.67
	2) LERCH, SUSAN	13	2:49.33	4) EGGLESTON, JILL	16 6:47.96
			3:51.48		7:49.98
6)	SAN PEDRO CA			7:52.82	
	1) BUGG, KATHIE	15	0:57.20	3) RANKINE, JULIE	17 4:53.64
			1:56.24		5:54.97
	2) TRAXLER, AMY	17	2:54.42	4) ROBERTS, KRISTY	15 6:52.43
			3:54.71		7:52.82
7)	NEW CANAAN CT			7:53.24	
	1) BELL, KATIE	15	0:55.48	3) WELCHMAN, JANE	16 4:52.12
			1:54.75		5:55.73
	2) CURRY, MEEGAN	16	2:52.12	4) GATT, SHARON	15 6:53.49
			3:53.23		7:53.24
8)	S E FAMILY IN			7:54.20	
	1) RACHT, ERIN	13	0:56.71	3) BULTEMEIER, MARCI	16 4:53.31
			1:55.68		5:56.91
	2) BARHYDT, CHERYL	16	2:53.38	4) ROTH, MARY	17 6:53.36
			3:54.98		7:54.20
9)	CHAMPAIGN IL			7:55.62	
	1) KIDDOO, ANNE	17	0:56.33	3) LOCKHART, MOLLY J	12 4:53.68
			1:56.10		5:58.67
	2) HUCAL, KIM	16	2:52.52	4) WILBORN, LAURA	17 6:55.23
			3:54.21		7:55.62
10)	MILWAUKEE WI			7:55.71	
	1) SAWYER, TRACY	17	0:58.53	3) WNUK, KATIE	14 4:55.32
			1:58.72		5:58.51
	2) KELLNER, JACKIE	16	2:56.38	4) BUCKLEY, KATIE	14 6:55.27
			3:58.50		7:55.71
11)	FANWOOD NJ			7:56.60	
	1) CUPPARI, RIA	16	0:57.68	3) WYMAN, ANN	17 4:57.89
			1:59.89		6:00.48
	2) HERTELL, KERRY	17	2:56.14	4) HILLE, CHRISTINE	17 6:56.31
			4:00.00		7:56.60
12)	READING PA			7:57.03	
	1) FICHTHORN, STEFAN	13	0:57.72	3) HESS, JENNIFER	13 5:00.03
			2:02.24		6:01.49
	2) CHRISTMAN, DEBORA	14	2:59.47	4) STAVER, STACEY	15 6:56.98
			4:03.24		7:57.03
13)	OAK PARK IL			7:57.12	
	1) GAJDA, JOYCE	14	0:57.41	3) RAMERT, DONETTA	15 4:55.63
			1:58.47		5:57.98
	2) SMITH, SARAH	15	2:56.93	4) COATS, RACHEL	15 6:54.94
			3:58.62		7:57.12
14)	LAKELAND NJ			7:57.36	
	1) WORDBEL, JANET	14	0:56.94	3) VOBEL, DIANNA	18 4:54.71
			1:57.34		5:57.39
	2) EVEY, SHERI	16	2:53.57	4) CRUZ, KEIRA	16 6:53.87
			3:58.57		7:57.36
15)	RED BANK NJ			7:58.49	
	1) LIVINGSTON, KAREN	15	0:58.17	3) HOLTHUSEN, JENNA	15 4:57.64
			2:00.35		6:00.15
	2) VAN DYKE, ALISON	15	2:59.68	4) CASTELLANOS, KIM	14 6:57.42
			4:00.97		7:58.49
16)	CHARLOTTES. VA			7:58.67	
	1) STUBIN, JAN	15	0:57.54	3) HIPSKIND, WENDY	15 4:56.70
			1:59.32		5:58.10
	2) BOLIVER, MARGIE	16	2:58.41	4) SIMONS, AMANDA	14 6:56.00
			4:01.00		7:58.67
17)	HARRISBURG PA			7:58.92	
	1) GOBRECHT, MISSY	12	0:57.49	3) MORRET, TRACI	17 4:59.98
			2:01.96		6:01.91
	2) SARI, JENNY	15	2:59.76	4) SARI, LIZ	18 6:58.04
			4:02.77		7:58.92
18)	BLUE ASH OH			7:58.96	
	1) DAHL, JENNIFER	14	0:56.92	3) NORDEMAN, JOYCE	16 4:58.45
			1:58.61		5:59.70
	2) GODBY, KELLY	17	2:57.19	4) DAHL, JULIE	16 6:56.82
			4:01.47		7:58.96

(CONTINUED ON NEXT PAGE)

EVENT : 21 WOMEN'S 800 YARDS FREESTYLE RELAY (CONTINUED)

19) PARKERSBURG WV 8:08.44
1) MAZUR, LAURA 17 0:55.34 1:55.00
2) PABILASAN, AILEEN 17 2:51.48 3:55.30
3) STALNAKER, STEPHA 15 4:54.06 5:57.40
4) BOSTON, SHELLY 16 6:54.64 8:00.44

20) NEW HAVEN CT 8:01.90
1) BLAKE, JENNIFER 16 0:57.19 1:59.41
2) BLAKE, REBECCA 14 2:56.95 4:00.12
3) LEWIS, ROBIN 15 4:57.44 6:00.38
4) MERCUELIANO, LAURI 8 6:57.47 8:01.90

21) CEN CHESTER PA 8:02.11
1) LASLO, KAREN 16 0:57.86 2:00.77
2) MARRS, ABBE 16 2:58.86 4:02.59
3) FANNING, HEATHER 16 4:59.60 6:04.44
4) STEEL, KIM 15 7:01.01 8:02.11

22) BOISE FAMILY ID 8:04.61
1) FEARON, HEIDI 13 1:00.80 2:02.77
2) REBERGER, DIANE 15 3:01.38 4:04.96
3) STILLINGER, KAY 17 5:03.94 6:06.85
4) SHELTON, BECKY 16 7:02.24 8:04.61

23) CAPE ANN MA 8:05.30
1) WHITAKER, CARON 17 0:59.77 2:04.00
2) WOODS, KRISTEN 18 3:02.14 4:05.77
3) STANDRING, KYLE 16 5:04.28 6:07.96
4) WATERS, KIRSTEN 14 7:04.74 8:05.30

24) FLUSHING NY 8:05.38
1) SCHAEFER, MARY 15 0:57.56 1:58.85
2) FITZGIBBONS, PATRI 8 2:56.55 4:01.03
3) MCLOUGHLIN, CATHY 17 4:58.72 6:02.38
4) EDELMAN, SARI 17 7:00.97 8:05.38

25) CASS CTY IN 8:05.67
1) DAVID, AMY 15 0:58.62 1:59.98
2) ILES, KRISTA 16 2:58.42 4:02.27
3) BROWN, LAURA 13 5:02.73 6:06.38
4) HENDRICKS, HEIDI 17 7:03.47 8:05.67

26) ROANOKE VA 8:07.47
1) JONES, ELIZABETH 16 0:58.89 2:02.12
2) MARTENEY, TRICIA 17 3:01.18 4:04.81
3) FARISS, ANGELA 16 5:02.73 6:04.96
4) WOLFLE, SUSAN 14 7:03.16 8:07.47

27) HOUSTON TX 8:07.52
1) DREESEN, NICOLE 14 0:59.00 2:02.49
2) SAUER, LAINIE 15 3:01.34 4:05.92
3) WHITE, KRISTEN 16 5:03.72 6:05.99
4) CRAWFORD, CARRIE 13 7:04.32 8:07.52

28) WHEELING WV 8:07.69
1) SOMMER, JULIE 14 1:00.68 2:01.13
2) BLAZIER, KATHY 18 3:00.17 4:02.20
3) SOMMER, MICHELE 17 5:01.96 6:06.16
4) MILLER, AMY 24 7:04.53 8:07.69

29) WESTFIELD NJ 8:07.72
1) CASSIDY, LYNNE 17 0:59.42 2:01.23
2) HORNER, MELISSA 17 3:01.62 4:07.04
3) CARDE, CHRISTINA 17 5:04.86 6:07.21
4) CARDE, MEI-MEI 15 7:05.39 8:07.72

30) LEXINGTON KY 8:08.29
1) ROBINSON, HEIDI 17 0:57.90 2:01.32
2) DEBOOR, LIZ 16 2:59.69 4:04.46
3) RAMSEY, JENA 16 5:04.47 6:10.17
4) ASHLEY, DYER 15 7:07.82 8:08.29

31) GLENDALE CA 8:08.76
1) HERNANDEZ, VERONI 12 1:02.10 2:07.37
2) RICE, KATIE 17 3:05.82 4:08.02
3) LAMOUREAUX, DENIS 15 5:07.02 6:07.60
4) MACPHERSON, LAURI 16 7:05.27 8:08.76

32) WINSTON-SALEM NC 8:09.71
1) MOODY, SUSAN 15 0:59.30 2:04.21
2) FURBURG, HELENA 17 3:01.84 4:05.00
3) FLYNT, KATIE 18 5:04.96 6:09.91
4) LIVENGOOD, PAM 16 7:07.82 8:09.71

33) ELKHART CTY IN 8:10.16
1) SAGER, JODI 14 1:00.19 2:06.90
2) RICE, AMY 13 3:07.00 4:12.07
3) RHODES, LISA 14 5:09.67 6:11.70
4) WARRICK, KAREN 16 7:08.47 8:10.16

34) NEWARK OH 8:11.16
1) DIBLASIO, TRACI 17 0:58.91 2:00.43
2) NEWLON, MAUREEN 16 2:57.51 4:01.47
3) EVANS, GYWNN 15 5:01.38 6:06.27
4) PARSONS, MOLLY 16 7:06.48 8:11.16

35) RIDGEWOOD NJ 8:12.22
1) MARTIN, KELLY 16 0:59.50 2:02.21
2) SMITH, TERRI 15 2:59.95 4:04.04
3) SMITH, JENNIFER 16 5:03.91 6:09.23
4) BEHSMANN, KORI 17 7:07.93 8:12.22

36) ROCK ISLAND IL 8:12.45
1) BECKWITH, ANGIE 15 1:00.19 2:05.16
2) ACKERMANN, MARY 15 3:01.51 4:03.34
3) ANDERSON, CHRISTY 17 5:01.15 6:06.76
4) KOUCK, DONA 13 7:06.09 8:12.45

37) KALAMAZOO MI 8:13.93
1) TARASZKA, KAREN 16 1:00.33 2:03.02
2) JONES, ABBEY 12 3:03.33 4:07.43
3) PARKER, JODI 14 5:06.38 6:10.23
4) ANDERSON, ANDREA 18 7:09.70 8:13.93

38) SOMERSET NJ 8:13.98
1) BARTH, CHRISTY 13 0:59.00 2:02.84
2) WILTON, DEIRDRE 16 3:01.70 4:07.32
3) DEMAREST, MICHELE 17 5:06.18 6:09.54
4) ROSSI, JENNY 16 7:09.30 8:13.98

39) St AUGUSTINE FL 8:14.77
1) LEWIS, AMY 15 0:58.15 1:59.62
2) RAY, KIM 17 3:00.49 4:06.13
3) KELLER, KATHERINE 13 5:06.30 6:11.81
4) COMEAU, TERRI 17 7:11.27 8:14.77

40) HAVERHILL MA 8:17.07
1) WOELFEL, KAREN 15 1:03.43 2:11.39
2) GRAHAM, JAMIE 16 3:12.68 4:20.81
3) BRADLEY, BRENDA 18 5:16.98 6:18.60
4) HANNENIAN, HEIDI 16 7:14.72 8:17.07

41) SOMERSET VAL NJ 8:17.57
1) TORNATORE, JEANNI 15 1:00.26 2:06.36
2) SCHEFFEL, TANIA 16 3:06.80 4:10.87
3) MCCARTY, INGER 17 5:11.19 6:16.25
4) GOLD, JENNY 17 7:14.09 8:17.57

42) E DELAWARE PA 8:18.26
1) JAMES, MELANIE 17 0:58.33 2:03.87
2) BERARDINELLI, DAW 17 3:05.05 4:12.26
3) HOYLE, LINDSAY 16 5:13.61 6:20.13
4) FEEHERY, ALICIA 14 7:16.46 8:18.26

43) SOUTH TOLEDO OH 8:18.74
1) KASCH, LORI 15 0:57.47 2:01.35
2) REINHART, DAWN 16 3:00.37 4:05.37
3) TRAVIS, SUE 12 5:07.26 6:13.30
4) ROSLER, ROBIN 15 7:13.89 8:18.74

44) SIDNEY-SHELBY OH 8:19.05
1) BROOKS, DEANNA 17 0:59.52 2:05.62
2) DREES, CONNIE 18 3:05.28 4:13.63
3) ALBERS, MONICA 15 5:12.69 6:18.07
4) FRANTZ, RUTH 18 7:15.38 8:19.05

(CONTINUED ON NEXT PAGE)

EVENT : 21 WOMEN'S 800 YARDS FREESTYLE RELAY (CONTINUED)

45) WAUKESHA WI 8:21.27
1) VANDERVELDT, KELLI 17 0:59.72 2:04.29
2) AUSHWITZ, JENNY 16 3:04.32 4:10.34
3) GARDNER, LAURIE 15 5:12.22 6:20.71
4) FREDRICKS, JENNY 16 7:18.58 8:21.27

46) FAIRFIELD CT 8:24.18
1) REID, KATHY 13 0:59.85 2:04.31
2) WALSH, ELIZABETH 18 3:05.40 4:17.25
3) ROBERTS, LISA 15 5:18.14 6:25.65
4) GILLEO, STACIE 16 7:22.54 8:24.18

47) FORD CENTRAL MI 8:25.10
1) TREADO, JENNY 15 0:58.31 2:01.19
2) OLSON, ASHLEY 15 3:03.18 4:12.63
3) VANHOUTEN, KATHY 16 5:11.07 6:17.76
4) RIPPERGER, LISA 18 7:17.96 8:25.10

48) N SUBURBAN IL 8:28.93
1) DONOHOE, SHANNON 15 1:02.30 2:08.81
2) TEMPLETON, KAREN 14 3:06.67 4:12.67
3) MEDIEN, JODY 15 5:13.14 6:21.74
4) RICHTER, LORI 15 7:20.42 8:28.93

49) MDI BAR-HARBOR ME 8:40.61
1) BEAMER, GILLIAN 12 1:02.05 2:08.86
2) WILSON, ROBIN 15 3:10.22 4:19.37
3) WILSON, JENNIFER 14 5:21.98 6:31.64
4) LEWY, JACQUELINE 15 7:33.03 8:40.61

UPPER MAIN PA DISQUAL
1) KLEIDERLEIN, JANE 18
2) RAPP, WHITNEY 17
3) DUCKWORTH, PAM 16
4) KLEIDERLEIN, HOLL 12

NAPERVILLE IL DISQUAL
1) MCROBERTS, HEATHE 16
2) STEINBACH, MELISS 17
3) NENTON, MARSHA 14
4) KAMPSCHROEDER, LO 18

EVENT : 22 MEN'S 800 YARDS FREESTYLE RELAY **********
NATIONAL RECORD 6:48.37 HOUSTON, TX HOUSTON, TX 1981
QUALIFYING FOR NATIONALS 7:33.79

PLACE	NAME	YEAR	TEAM	TRIALS	FINAL
CHAMPIONSHIP FINAL					
1)	GRT JOLIET IL			6:56.95	6:49.71
	1) WILHELM, ERIC	18	0:48.03 1:48.34	3) RUBOCKI, JOHN 17	4:12.91 5:07.98
	2) WIEGAND, MICHAEL	19	2:28.34 3:22.69	4) CURCIO, JOSEPH 17	5:56.56 6:49.71
2)	WILTON CT			6:58.28	6:50.92
	1) KNEIPP, RUSSELL	18	0:49.44 1:43.98	3) GARY, ROBERT 16	4:16.21 5:09.31
	2) ZITZ, JOHN	16	2:32.37 3:27.69	4) CARMICHAEL, NEVIN 18	5:58.44 6:50.92
3)	SARASOTA FL			6:59.65	6:53.17
	1) LOTA, MARK	17	0:49.97 1:44.45	3) BELCHER, JAMES 17	4:16.58 5:11.20
	2) FRITSCH, ANDREW	16	2:33.94 3:27.84	4) SCHWENK, WILLIAM 15	5:59.42 6:53.17
4)	HOUSTON TX			7:02.72	6:53.62
	1) NORTH, MITCH	17	0:49.41 1:43.76	3) DEBROOT, JOHN 16	4:15.61 5:08.65
	2) DUDLEY, ROBERT	17	2:34.45 3:28.10	4) MCPHERSON, JEFF 15	5:57.93 6:53.62
5)	COLLIER CTY FL			7:00.47	6:58.69
	1) WEATHERFORD, DEREK	15	0:49.43 1:42.87	3) MOORE, MIKE 17	4:17.54 5:11.80
	2) ZETTLE, CRAIG	19	2:32.61 3:26.97	4) PATNODE, STEVE 17	6:01.96 6:58.69
6)	LAKELAND NJ			7:05.18	7:02.25
	1) REICH, PETER	17	0:50.97 1:45.66	3) GOWRIE, SEAN 13	4:23.86 5:18.68
	2) HOPKINS, KEVIN	18	2:36.69 3:31.43	4) HOLOVACS, TIM 18	6:08.03 7:02.25
7)	NAPERVILLE IL			7:05.32	7:02.84
	1) HELM, DOUG	17	0:50.13 1:43.55	3) BROOKER, GEORGE 16	4:19.90 5:15.25
	2) KLUMB, TODD	16	2:33.23 3:29.41	4) CASEY, PAUL 15	6:06.39 7:02.84
8)	RALEIGH NC			7:01.97	7:03.53
	1) FOX, DAVID	16	0:50.75 1:45.70	3) CALLENDER, SEAN 17	4:23.72 5:19.09
	2) LEDFORD, LARRY	17	2:35.91 3:31.74	4) MEEHAN, DENNIS 16	6:09.28 7:03.53

CONSOLATION FINAL

9)	NEW CANAAN CT					7:07.40					7:02.83	
1)	GAGGERO, GEOFFREY	16	0:50.60		3)	BAIN, MORGAN	16		4:22.44			
			1:45.12						5:17.91			
2)	ADELMAN, ED	15	2:35.98		4)	MILLER, RUSTY	16		6:07.27			
			3:30.73						7:02.83			
10)	LAS VEGAS NV					7:07.74					7:02.17	
1)	BUNKER, MORGAN	18	0:50.62		3)	BEAUDRY, DOUG	17		4:22.70			
			1:43.94						5:16.61			
2)	SCHUBERT, BRIAN	15	2:36.18		4)	SHTIGMAN, EYAL	23		6:07.95			
			3:31.14						7:02.17			
11)	MILWAUKEE WI					7:07.08					7:02.76	
1)	GWIDT, MARK	17	0:50.91		3)	HECK, DAVE	.1		4:23.91			
			1:44.29						5:20.65			
2)	WHOMELL, TOM	16	2:36.16		4)	JACKSON, TIM	17		6:09.22			
			3:32.93						7:02.76			
12)	FANWOOD NJ					7:06.57					7:04.02	
1)	TURNEY, JAMES	17	0:51.90		3)	CONLIN, LOUIS	17		4:24.45			
			1:45.89						5:20.60			
2)	DELUCA, LANCE	14	2:38.15		4)	WEBER, AARON	17		6:10.19			
			3:34.72						7:04.02			
13)	NEW HAVEN CT					7:06.07					7:05.23	
1)	LOCKYER, ROCH	17	0:52.12		3)	HOLEC, SCOTT	17		4:25.11			
			1:48.71						5:21.13			
2)	SIMMONS, BRAD	16	2:39.13		4)	KUSTER, STEVE	17		6:10.48			
			3:34.22						7:05.23			
14)	FLUSHING NY					7:06.22					7:05.43	
1)	CORBISIERO, MARK	17	0:51.64		3)	GREEN, KEITH	14		4:23.52			
			1:46.08						5:19.10			
2)	MONTGOMERY, LUKE	17	2:37.43		4)	MACCHIA, MICHAEL	17		6:10.57			
			3:32.02						7:05.43			
15)	KNOXVILLE TN					7:08.06					7:05.94	
1)	KLEINFELTER, RICK	16	0:49.35		3)	LEE, DEREK	18		4:20.88			
			1:41.15						5:17.77			
2)	FOGGIN, JONATHAN	15	2:33.12		4)	FINGALSON, STEVEN	17		6:09.33			
			3:28.88						7:05.94			
16)	BEAVERCREEK OH					7:06.02					7:06.45	
1)	EDMONDSON, GREG	19	0:52.12		3)	HAUGEN, STEVE	18		4:26.12			
			1:47.09						5:20.17			
2)	GALE, DOUG	16	2:38.61		4)	REMSKI, BOB	18		6:10.75			
			3:34.58						7:06.45			

1)	GRT JOLIET IL					6:56.95							
1)	WILHELM, ERIC	18	0:49.03		3)	RUBOCKI, JOHN	17		4:18.80				
			1:41.74						5:13.75				
2)	WIEBAND, MICHAEL	19	2:32.18		4)	CURCIO, JOSEPH	17		6:02.39				
			3:26.91						6:56.95				
2)	WILTON CT					6:58.28							
1)	KNEIPP, RUSSELL	18	0:50.32		3)	GARY, ROBERT	16		4:17.76				
			1:44.67						5:12.01				
2)	CARMICHAEL, NEVIN	18	2:35.10		4)	ZITZ, JOHN	16		6:01.43				
			3:28.42						6:58.28				
3)	SARASOTA FL					6:59.65							
1)	BELCHER, JAMES	17	0:50.36		3)	LOTA, MARK	17		4:19.91				
			1:44.28						5:14.12				
2)	FRITSCH, ANDREW	16	2:34.37		4)	SCHWENK, WILLIAM	15		6:04.03				
			3:29.33						6:59.65				
4)	COLLIER CTY FL					7:00.47							
1)	WEATHERFORD, DERE	15	0:50.06		3)	PATNODE, STEVE	17		4:19.26				
			1:42.97						5:14.80				
2)	ZETTLE, CRAIG	19	2:33.06		4)	MOORE, MIKE	17		6:06.14				
			3:27.69						7:00.47				
5)	RALEIGH NC										7:01.97		
1)	FOX, DAVID	16	0:51.51		3)	CALLENDER, SEAN	17		4:24.73				
			1:46.28						5:19.55				
2)	LEDFORD, LARRY	17	2:37.29		4)	MEEHAN, DENNIS	16		6:08.65				
			3:31.93						7:01.97				
6)	HOUSTON TX										7:02.72		
1)	MCPHERSON, JEFF	15	0:50.99		3)	DUDLEY, ROBERT	17		4:20.07				
			1:45.84						5:15.76				
2)	NORTH, MITCH	17	2:34.41		4)	OHTAKA, ATSUSHI	17		6:06.11				
			3:30.43						7:02.72				
7)	LAKELAND NJ										7:05.18		
1)	REICH, PETER	17	0:51.15		3)	GOWRIE, SEAN	13		4:24.99				
			1:45.30						5:20.98				
2)	HOPKINS, KEVIN	18	2:35.07		4)	HOLOVACS, TIM	18		6:10.37				
			3:31.56						7:05.18				
8)	NAPERVILLE IL										7:05.32		
1)	HELM, DOUG	17	0:50.35		3)	CASEY, PAUL	15		4:22.44				
			1:43.53						5:18.55				
2)	BROOKER, GEORGE	16	2:34.35		4)	KLUMB, TODD	16		6:09.07				
			3:30.73						7:05.32				

(CONTINUED ON NEXT PAGE)

9)	BEAVERCREEK OH					7:06.02							
1)	EDMONDSON, GREG	19	0:51.23		3)	HAUGEN, STEVE	18		4:26.11				
			1:47.19						5:20.37				
2)	GALE, DOUG	16	2:39.38		4)	REMSKI, BOB	18		6:10.24				
			3:34.82						7:06.02				
10)	NEW HAVEN CT					7:06.07							
1)	KUSTER, STEVE	17	0:49.78		3)	SIMMONS, BRAD	16		4:22.08				
			1:44.70						5:17.28				
2)	HOLEC, SCOTT	17	2:36.19		4)	LOCKYER, ROCH	17		6:08.38				
			3:31.25						7:06.07				
11)	FLUSHING NY					7:06.22							
1)	MACCHIA, MICHAEL	17	0:51.56		3)	MONTGOMERY, LUKE	17		4:24.96				
			1:46.97						5:19.98				
2)	GREEN, KEITH	14	2:37.99		4)	CORBISIERO, MARK	17		6:09.52				
			3:33.99						7:06.22				
12)	FANWOOD NJ					7:06.57							
1)	TURNEY, JAMES	17	0:52.25		3)	CONLIN, LOUIS	17		4:26.17				
			1:46.39						5:22.70				
2)	DELUCA, LANCE	14	2:39.33		4)	WEBER, AARON	17		6:12.10				
			3:35.84						7:06.57				
13)	MILWAUKEE WI					7:07.08							
1)	GWIDT, MARK	17	0:50.22		3)	WHOMELL, TOM	16		4:27.03				
			1:45.62						5:23.67				
2)	HECK, DAVE	.1	2:37.70		4)	JACKSON, TIM	17		6:12.54				
			3:34.94						7:07.08				
14)	NEW CANAAN CT					7:07.40							
1)	MILLER, RUSTY	16	0:51.96		3)	SPELKE, JON	18		4:23.85				
			1:44.89						5:22.28				
2)	ADELMAN, ED	15	2:36.68		4)	GAGGERO, GEOFFREY	16		6:12.84				
			3:31.53						7:07.40				
15)	LAS VEGAS NV					7:07.74							
1)	SHTIGMAN, EYAL	23	0:51.37		3)	BEAUDRY, DOUG	17		4:25.05				
			1:44.38						5:20.38				
2)	SCHUBERT, BRIAN	15	2:36.86		4)	BUNKER, MORGAN	18		6:11.34				
			3:32.91						7:07.74				
16)	KNOXVILLE TN					7:08.06							
1)	KLEINFELTER, RICK	16	0:49.24		3)	LEE, DEREK	18		4:22.74				
			1:41.12						5:19.67				
2)	FOGGIN, JONATHAN	15	2:33.11		4)	FINGALSON, STEVEN	17		6:11.73				
			3:29.94						7:08.06				
17)	SOMERSET VAL NJ					7:09.47							
1)	SAWIN, CURT	15	0:52.28		3)	UKEN, DOUG	15		4:27.69				
			1:48.60						5:26.28				
2)	NORSALIS, JAMES	16	2:38.63		4)	KENNEDY, JOHN	15		6:15.85				
			3:35.65						7:09.47				
18)	SOMERSET NJ					7:09.52							
1)	O'MARA, JERRY	17	0:51.53		3)	BRACKEN, DAVE	18		4:28.86				
			1:48.16						5:25.48				
2)	COUGHLIN, TOM	18	2:39.14		4)	MEYER, PHIL	17		6:15.73				
			3:38.84						7:09.52				
19)	GLENDALE CA					7:09.85							
1)	GRIGG, CASEY	14	0:55.08		3)	MCDEVITT, MARK	17		4:32.23				
			1:49.84						5:26.92				
2)	CHANG, MICHAEL	14	2:43.46		4)	BRENDE, FRED	19		6:16.76				
			3:40.64						7:09.85				
20)	CAPE ANN MA					7:10.12							
1)	OSBORN, KRIS	16	0:52.40		3)	MASON, MALCOLM	18		4:26.19				
			1:47.57						5:25.17				
2)	OLSON, MICHAEL	17	2:39.27		4)	SPEAR, MARK	18		6:14.79				
			3:35.82						7:10.12				
21)	CHAMPAIGN IL					7:12.01							
1)	LANE, WILL	16	0:52.47		3)	ATKINS, SPENCER	17		4:26.78				
			1:46.24						5:25.07				
2)	RODGERS, DARRYL	15	2:38.32		4)	GREEN, DAVID	18		6:16.87				
			3:35.51						7:12.01				
22)	PARKERSBURG WV					7:14.72							
1)	WELCH, ROBERT	18	0:50.78		3)	CARMOSINO, VINCE	17		4:26.5				
			1:44.43						5:24.2				
2)	SIMMS, KARL	15	2:36.98		4)	BREEDEN, MIKE	17		6:17.0				
			3:33.95						7:14.7				
23)	WESTFIELD NJ					7:16.49							
1)	GARDINER, ALLEN	17	0:53.71		3)	MCFADDEN, CHRIS	17		4:33.7				
			1:51.43						5:27.3				
2)	WRIGHT, PETER	16	2:45.68		4)	COULTAS, TIM	17		6:19.0				
			3:45.22						7:16.4				
24)	UPPER MAIN PA					7:18.91							
1)	JONES, ANDY	16	0:54.63		3)	JOHNSON, ERIC	17		4:35.1				
			1:53.44						5:34.3				
2)	CURTIS, JIM	16	2:46.04		4)	KNOUFT, DAVE	16		6:23.2				
			3:44.34						7:18.9				
25)	GRT SEATTLE WA					7:19.40							
1)	BRAUSER, JASON	18	0:52.36		3)	FINERTY, KEVIN	16		4:32.0				
			1:49.32						5:31.1				
2)	GILMORE, ROBERT	17	2:42.06		4)	ALLEN, DOUG	16		6:23.2				
			3:39.29						7:19.4				
26)	E DELAWARE PA					7:19.41							
1)	FEEHERY, TERRY	18	0:50.92		3)	BERARDINELLI, PHIL	15		4:32.9				
			1:48.35						5:31.4				
2)	SHIBER, JOE	18	2:41.80		4)	FEEHERY, BOB	18		6:22.3				
			3:40.65						7:19.4				
27)	RED BANK NJ					7:19.70							
1)	YAKUBICS, MICHAEL	18	0:52.60		3)	RAO, ARIEL	15		4:31.0				
			1:49.94						5:30.7				
2)	IMEMBA, EUGENE	17	2:40.80		4)	ULRICH, WYATT	16		6:22.2				
			3:38.80						7:19.7				
28)	CHAPEL HILL NC					7:21.47							
1)	BEEMER, JEFF	17	0:52.44		3)	TOLLE, MIKE	15		4:32.5				
			1:50.54						5:30.6				
2)	MANN, CHRIS	15	2:41.54		4)	HAMRICK, JAMES	16		6:23.0				
			3:40.81						7:21.4				
29)	HAMDEN CT					7:21.73							
1)	DECAPUA, NICK	15	0:52.16		3)	MULLANEY, STEPHEN	18		4:31.0				
			1:51.85						5:27.0				
2)	RYAN, MICHAEL	16	2:43.89		4)	WECK, AARON	15		6:21.3				
			3:41.24						7:21.7				
30)	STATE COLLEGE PA					7:22.01							
1)	SANTALUCIA, PEPPE	15	0:51.77		3)	MCKEEHEN, JOHN	17		4:35.0				
			1:52.32						5:32.5				
2)	MORTENSEN, MARK	17	2:43.57		4)	HETTCHE, MATTHEW	16		6:24.4				
			3:43.89						7:22.0				
31)	HAMILTON NJ					7:22.88							
1)	TORRINGTON, ANDRE	17	0:53.95		3)	THOMPSON, BRIAN	17		4:35.1				
			1:52.12						5:31.8				
2)	MOREHART, BRENT	16	2:44.44		4)	BROGUS, ROBERT	17		6:26.5				
			3:42.41						7:22.8				
32)	HUNTINGTON NY					7:22.98							
1)	GRAULICH, DAVID	17	0:51.37		3)	YANKEY, PAUL	16		4:31.6				
			1:46.46						5:29.5				
2)	OHSBERG, CARL	18	2:40.16		4)	RUSCH, BILLY	17		6:22.8				
			3:39.28						7:22.9				
33)	PALISADES CA					7:23.17							
1)	HOFTYZER, ERNIE	17	0:53.33		3)	ROBINS, GREG	17		4:31.7				
			1:52.85						5:30.0				
2)	EERKENS, JELMER	17	2:44.42		4)	WHITTEN, RUSSELL	18		6:24.4				
			3:39.74						7:23.1				
34)	GRT LOWELL MA					7:23.71							
1)	GOULDSON, SEAN	14	0:52.37		3)	KOZOWYK, STEPHEN	14		4:36.21				
			1:47.37						5:32.64				
2)	DIBIASIO, MICHAEL	16	2:42.95		4)	FOSTER, DUSTIN	14		6:25.09				
			3:43.99						7:23.71				

(CONTINUED ON NEXT PAGE)

EVENT : 22 MEN 'S 800 YARDS FREESTYLE RELAY (CONTINUED)

35)	WESTPORT CT				7:24.82				41)	FREDERICKSBURG V					7:31.08
1)	HANSEN, ERIC	17	0:53.53	3)	THOELKE, JASON	16	4:36.77	1)	FENNEMORE, GEORGE	17	0:53.76	3)	BLALOCK, BRIAN	15	4:41.41
			1:50.56				5:34.18				1:53.43				5:40.42
2)	STRONG, KEVIN	16	2:45.14	4)	KILLIAN, TOM	18	6:28.17	2)	DORSEY, DANNY	16	2:47.03	4)	DORSEY, RICHARD	18	6:32.75
			3:43.44				7:24.82				3:46.88				7:31.08
36)	CORTLAND CTY NY				7:25.01			42)	KOKOMO IN						7:35.53
1)	STAKEL, RICK	17	0:51.98	3)	WILLIAMS, SETH	14	4:33.19	1)	HERR, LARRY	16	0:53.56	3)	HOCH, GREG	15	4:43.11
			1:49.79				5:33.57				1:52.81				5:46.91
2)	MANALE, ERIC	16	2:41.32	4)	SCZUPAK, ROB	17	6:26.01	2)	GIFFORD, ROB	16	2:46.98	4)	WUNDERLICH, JEFF	16	6:39.07
			3:38.79				7:25.01				3:45.67				7:35.53
37)	BLUE ASH OH				7:25.58			43)	RIDGEWOOD NJ						7:36.28
1)	EBBERS, SCOTT	17	0:54.23	3)	MORRISSEY, TIM	16	4:37.38	1)	FARO, MIKE	15	0:54.36	3)	KOCHMAN, GILAD	17	4:43.39
			1:52.22				5:35.14				1:55.89				5:43.67
2)	JOHNSON, BLEN	15	2:46.44	4)	GREGORY, SCOTT	16	6:26.83	2)	DUNKIEL, BRIAN	18	2:58.86	4)	GLICKMAN, ADAM	16	6:37.48
			3:44.27				7:25.59				3:58.84				7:36.28
38)	S E FAMILY IN				7:27.82			44)	NORTH CANTON OH						7:39.82
1)	BIGELLOW, STEVE	15	0:51.88	3)	NEUBAUER, MARK	17	4:34.18	1)	TOLSON, TODD	16	0:53.88	3)	WOOLBERT, JEFF	14	4:51.79
			1:44.85				5:32.81				1:52.37				5:54.76
2)	TRUELOVE, KEITH	14	2:41.33	4)	ALMEIDA, TYLER	14	6:26.67	2)	KINKEMA, BRAD	16	2:49.81	4)	WOOLBERT, GORDON	16	6:45.22
			3:41.79				7:27.82				3:54.93				7:39.82
39)	WINSTON-SALEM NC				7:28.47			45)	ELYRIA OH						7:42.73
1)	DEBRUHL, MARTY	18	0:52.23	3)	MCDONALD, MAC	15	4:35.85	1)	DONOVAN, BRAD	18	0:52.96	3)	JARDCK, MATT	18	4:46.85
			1:48.88				5:37.39				1:51.75				5:50.88
2)	COCKERHAM, HAL	15	2:42.14	4)	TOBUREN, WILL	15	6:29.98	2)	LESS, KEVIN	15	2:47.13	4)	MICHAELS, MATT	16	6:45.81
			3:42.21				7:28.47				3:52.43				7:42.73
40)	HUNTINGTON WV				7:29.72				HARRISBURG PA						DISQUAL
1)	MAGUIRE, DAN	16	0:53.37	3)	FREY, ROB	15	4:37.64	1)	REARDON, DAVE	17		3)	MELLOTT, JIM	18	
			1:51.00				5:41.00								
2)	FERGUSON, CHAN	15	2:44.09	4)	REETZ, SETH	16	6:33.55	2)	SCHELL, BILL	15		4)	KESLER, JOHN	17	
			3:42.44				7:29.72								

```
WW        WW   0000000    MMMM    MMMM  EEEEEEE  NNN      NN
WW        WW  000000000   MM MM  MM MM  EEEEEEE  NNNN     NN
WW        WW  00      00  MM  MMMM  MM  EE       NN NN    NN
WW   WW   WW  00      00  MM   MM   MM  EEEEEEE  NN  NN   NN
WW  WWWW  WW  00      00  MM        MM  EE       NN   NN NN
WW WW  WW WW  000000000   MM        MM  EEEEEEE  NN    NNNN
WWWW    WWWW   0000000    MM        MM  EEEEEEE  NN     NNN
```

SCORING 1-22

ALL EVENTS

1)	WILTON CT	245.0	23)	MOULTRIE GA	28.0
2)	NEW CANAAN CT	172.0	26)	SAN PEDRO CA	27.0
3)	LAS VEGAS NV	170.0	27)	WESTPORT CT	26.0
4)	GRT JOLIET IL	149.0	28)	HAVERHILL MA	24.0
5)	MILWAUKEE WI	138.0	29)	HOUSTON TX	22.0
6)	NAPERVILLE IL	94.0	30)	BLUE ASH OH	21.0
7)	UPPER MAIN PA	93.0	30)	GREENVILLE SC	21.0
8)	MORRIS CENTER NJ	90.0	32)	ROANOKE VA	19.0
9)	READING PA	88.0	33)	ELKHART CTY IN	18.0
10)	CHAMPAIGN IL	75.0	34)	BOISE FAMILY ID	17.0
11)	SARASOTA FL	70.0	35)	CECIL COUNTY MD	12.0
12)	CHARLOTTES. VA	59.0	36)	CEN CHESTER PA	11.0
13)	CASS CTY IN	44.0	37)	LEXINGTON KY	10.0
14)	FANWOOD NJ	42.0	37)	CAPE ANN MA	10.0
14)	PARKERSBURG WV	42.0	39)	GREEN BAY WI	8.0
16)	S E FAMILY IN	38.0	40)	RED BANK NJ	7.0
17)	OAK PARK IL	35.0	41)	N SUBURBAN IL	5.0
18)	ROCHESTER MI	34.0	41)	NEW HAVEN CT	5.0
19)	WAYNESBORO VA	33.0	43)	CHAPEL HILL NC	4.0
19)	SOMERSET VAL NJ	33.0	43)	ROCK ISLAND IL	4.0
21)	SPARTANBURG SC	31.0	43)	St AUGUSTINE FL	4.0
22)	COLLIER CTY FL	30.0	46)	SOMERSET NJ	3.0
23)	BEAVERCREEK OH	28.0	47)	KEENE FAMILY NH	2.0
23)	LAKELAND NJ	28.0	48)	WESTFIELD NJ	1.0

```
MMMM    MMMM  EEEEEEE  NNN      NN
MM MM  MM MM  EEEEEEE  NNNN     NN
MM  MMMM  MM  EE       NN NN    NN
MM   MM   MM  EEEEEE   NN  NN   NN
MM        MM  EE       NN   NN NN
MM        MM  EEEEEEE  NN    NNNN
MM        MM  EEEEEEE  NN     NNN
```

SCORING 1-22

ALL EVENTS

1)	GRT JOLIET IL	160.0	28)	FLUSHING NY	24.0
2)	COLLIER CTY FL	147.0	29)	SOMERSET NJ	23.0
3)	SARASOTA FL	140.0	30)	BUTLER PA	20.0
4)	MILWAUKEE WI	139.0	31)	GRT SEATTLE WA	16.0
4)	HOUSTON TX	139.0	31)	PHOENIXVILLE PA	16.0
6)	CHARLOTTES. VA	138.0	31)	GREENVILLE SC	16.0
7)	WILTON CT	127.0	34)	POTTSTOWN PA	15.0
8)	NEW CANAAN CT	95.0	34)	BIRMINGHAM MI	15.0
9)	HARRISBURG PA	83.0	36)	MELROSE MA	14.0
10)	RALEIGH NC	72.0	36)	RIDGEWOOD NJ	14.0
11)	LAS VEGAS NV	56.0	38)	CAMBRIDGE OH	13.0
12)	SOMERSET VAL NJ	52.0	38)	HOUMA LA	13.0
13)	BEAVERCREEK OH	43.0	40)	WAUKESHA WI	12.0
13)	NORTH CANTON OH	43.0	41)	MISSOURI ND	11.0
15)	UPPER MAIN PA	42.0	42)	VINELAND NJ	10.0
15)	S E FAMILY IN	42.0	43)	SHENANGO PA	9.0
17)	KNOXVILLE TN	41.0	43)	EAST HARTFORD CT	9.0
17)	WESTFIELD NJ	41.0	45)	AUBURN NY	8.0
19)	LAKELAND NJ	39.0	46)	CHAMPAIGN IL	6.0
20)	NEW HAVEN CT	38.0	47)	TWINBROOK IL	5.0
21)	ROCHESTER MI	36.0	48)	SOUTHEASTERN CT	4.0
22)	MOULTRIE GA	32.0	49)	HUNTINGTON WV	3.0
23)	NAPERVILLE IL	30.0	49)	HUNTINGTON NY	3.0
23)	PARKERSBURG WV	30.0	51)	WESTPORT CT	2.0
25)	CAPE ANN MA	28.0	51)	BLUE ASH OH	2.0
26)	GLENDALE CA	25.0	51)	HAMDEN CT	2.0
26)	FANWOOD NJ	25.0	54)	POWEL CROSLEY OH	1.0

```
 CCCCCC   0000000  MMMM    MMMM BBBBBBB  IIIIIIII NNN      NN EEEEEEE DDDDDDD
CCCCCCCC 000000000 MM MM  MM MM BBBBBBBB IIIIIIII NNNN     NN EEEEEEE DDDDDDD
CC     CC 00     00 MM  MMMM  MM BB     BB    II    NN NN    NN EE      DD    DD
CC        00     00 MM   MM   MM BBBBBBBB    II    NN  NN   NN EEEEEE  DD    DD
CC     CC 00     00 MM        MM BB     BB    II    NN   NN NN EE      DD    DD
CCCCCCCC 000000000 MM        MM BBBBBBBB IIIIIIII NN    NNNN EEEEEEE DDDDDDDD
 CCCCCC   0000000  MM        MM BBBBBBB  IIIIIIII NN     NNN EEEEEEE DDDDDDD
```

SCORING 1-22

1)	WILTON CT	372.0	15)	PARKERSBURG WV	72.0
2)	GRT JOLIET IL	309.0	16)	BEAVERCREEK OH	71.0
3)	MILWAUKEE WI	277.0	17)	ROCHESTER MI	70.0
4)	NEW CANAAN CT	267.0	18)	FANWOOD NJ	67.0
5)	LAS VEGAS NV	226.0	18)	LAKELAND NJ	67.0
6)	SARASOTA FL	210.0	20)	MOULTRIE GA	60.0
7)	CHARLOTTES. VA	197.0	21)	NEW HAVEN CT	43.0
8)	COLLIER CTY FL	177.0	22)	WESTFIELD NJ	42.0
9)	HOUSTON TX	161.0	23)	CAPE ANN MA	38.0
10)	UPPER MAIN PA	135.0	24)	GREENVILLE SC	37.0
11)	NAPERVILLE IL	124.0	25)	WESTPORT CT	28.0
12)	SOMERSET VAL NJ	85.0	26)	SOMERSET NJ	26.0
13)	CHAMPAIGN IL	81.0	27)	BLUE ASH OH	23.0
14)	S E FAMILY IN	80.0			



ORLANDO, FLORIDA

NATIONAL YMCA

SWIMMING & DIVING CHAMPIONSHIPS

1987



FINAL RESULTS FRIDAY

APR. 22-25, 1987

ORLANDO,
FLORIDA
NATIONAL
YMCA
SWIMMING & DIVING CHAMPIONSHIPS
1987
FINAL
RESULTS
FRIDAY
APR. 22-25,1987

1987 NATIONAL YMCA SWIMMING AND DIVING CHAMPIONSHIPS
SHORT COURSE - JUSTUS AQUATIC CENTER
ORLANDO, FLORIDA

EVENT : 23 WOMEN'S 400 YARDS INDIVIDUAL MEDLEY **********
NATIONAL RECORD 4:20.55 B.BOWMAN B.R.RYALL, IL 4-17-86
QUALIFYING FOR NATIONALS 4:52.49

PLACE	NAME	YEAR	TEAM	TRIALS	FINAL
CHAMPIONSHIP FINAL					
1)	DUAS, JODI	18	GRT JOLIET IL	4:32.03	4:28.44
	0:27.89 0:58.95	1:31.28	2:05.63		
	2:45.44 3:26.09	3:57.31	4:28.44		
2)	HIPSKIND, WENDY	15	CHARLOTTES. VA	4:32.97	4:29.72
	0:28.08 1:00.02	1:33.91	2:09.46		
	2:48.24 3:28.54	3:59.88	4:29.72		
3)	RACHT, ERIN	13	S E FAMILY IN	4:33.18	4:30.38
	0:29.57 1:02.73	1:37.43	2:13.17		
	2:51.61 3:30.52	4:00.88	4:30.38		
4)	BELL, KATIE	15	NEW CANAAN CT	4:36.67	4:32.09
	0:29.06 1:01.33	1:37.63	2:14.15		
	2:52.60 3:32.24	4:02.45	4:32.09		
5)	DUCKWORTH, PAM	16	UPPER MAIN PA	4:36.81	4:35.37
	0:30.26 1:04.60	1:38.72	2:13.51		
	2:52.97 3:32.69	4:04.93	4:35.37		
6)	DAWSON, CASSIE	16	HOUSTON TX	4:36.10	4:35.68
	0:28.19 1:00.77	1:36.06	2:12.22		
	2:51.96 3:32.38	4:04.70	4:35.68		
7)	FARISS, ANGELA	16	ROANOKE VA	4:37.25	4:37.30
	0:28.73 1:01.07	1:36.02	2:11.81		
	2:53.20 3:35.57	4:07.31	4:37.30		
8)	RUNGE, MARGARET MARY	17	WILTON CT	4:34.93	4:37.33
	0:29.83 1:03.11	1:38.58	2:13.86		
	2:54.70 3:36.58	4:07.18	4:37.33		
CONSOLATION FINAL					
9)	CAMPBELL, COLLEEN	17	READING PA	4:40.44	4:31.84
	0:28.33 1:01.10	1:33.98	2:08.71		
	2:48.62 3:29.72	4:00.83	4:31.84		
10)	CALDWELL, HEATHER	16	LAS VEGAS NV	4:40.47	4:34.12
	0:29.05 1:01.23	1:35.27	2:10.06		
	2:50.42 3:31.40	4:03.40	4:34.12		
11)	GAINES, ASHLI	15	GREENVILLE SC	4:39.50	4:34.79
	0:29.29 1:02.27	1:37.12	2:13.14		
	2:53.54 3:34.34	4:05.17	4:34.79		
12)	SMITH, JENNIFER	14	GREENVILLE SC	4:37.82	4:36.54
	0:29.13 1:02.06	1:36.89	2:13.16		
	2:53.45 3:34.68	4:05.91	4:36.54		
13)	WILCZAK, MELISSA	14	GRT JOLIET IL	4:41.80	4:38.50
	0:29.50 1:02.72	1:37.80	2:14.67		
	2:54.54 3:35.10	4:07.40	4:38.50		
14)	BUCKLEY, KATIE	14	MILWAUKEE WI	4:42.31	4:39.17
	0:29.72 1:03.44	1:38.41	2:14.31		
	2:55.40 3:37.12	4:08.58	4:39.17		
15)	LUBECK, KIMBERLY	16	WILTON CT	4:41.17	4:40.54
	0:29.59 1:03.27	1:38.62	2:13.84		
	2:55.33 3:36.71	4:09.34	4:40.54		
16)	ALLEN, COURTNEY	16	METAIRIE LA	4:43.30	4:41.60
	0:29.07 1:02.34	1:37.58	2:13.90		
	2:55.64 3:38.02	4:10.31	4:41.60		

1) DUAS, JODI 18 GRT JOLIET IL 4:32.03
0:28.45 1:01.26 1:34.08 2:08.71
2:48.40 3:29.72 4:01.49 4:32.03

2) HIPSKIND, WENDY 15 CHARLOTTES. VA 4:32.97
0:29.19 1:01.94 1:36.10 2:11.44
2:50.73 3:31.35 4:02.56 4:32.97

3) RACHT, ERIN 13 S E FAMILY IN 4:33.18
0:30.02 1:04.15 1:38.97 2:14.86
2:53.29 3:32.50 4:03.34 4:33.18

4) RUNGE, MARGARET MARY 17 WILTON CT 4:34.93
0:29.70 1:02.51 1:37.52 2:12.04
2:52.96 3:34.47 4:05.07 4:34.93

5) DAWSON, CASSIE 16 HOUSTON TX 4:36.10
0:28.71 1:01.81 1:37.68 2:14.36
2:53.43 3:33.40 4:05.40 4:36.10

6) BELL, KATIE 15 NEW CANAAN CT 4:36.67
0:28.98 1:01.75 1:38.11 2:15.70
2:55.35 3:36.00 4:06.75 4:36.67

7) DUCKWORTH, PAM 16 UPPER MAIN PA 4:36.81
0:31.18 1:05.70 1:39.82 2:14.94
2:54.13 3:33.47 4:05.93 4:36.81

8) FARISS, ANGELA 16 ROANOKE VA 4:37.25
0:29.16 1:01.90 1:36.22 2:12.35
2:53.10 3:34.90 4:06.90 4:37.25

9) SMITH, JENNIFER 14 GREENVILLE SC 4:37.82
0:29.33 1:02.49 1:37.26 2:12.90
2:54.15 3:35.30 4:07.03 4:37.82

10) GAINES, ASHLI 15 GREENVILLE SC 4:39.50
0:29.73 1:03.40 1:38.70 2:14.94
2:55.88 3:37.16 4:08.83 4:39.50

11) CAMPBELL, COLLEEN 17 READING PA 4:40.44
0:28.63 1:01.73 1:35.61 2:10.98
2:53.28 3:36.13 4:08.62 4:40.44

12) CALDWELL, HEATHER 16 LAS VEGAS NV 4:40.47
0:29.46 1:02.75 1:37.02 2:11.95
2:53.87 3:36.16 4:08.44 4:40.47

13) LUBECK, KIMBERLY 16 WILTON CT 4:41.17
0:29.70 1:03.46 1:38.16 2:13.58
2:55.35 3:37.09 4:09.52 4:41.17

14) WILCZAK, MELISSA 14 GRT JOLIET IL 4:41.80
0:29.43 1:02.96 1:38.14 2:15.02
2:55.58 3:37.30 4:10.42 4:41.80

15) BUCKLEY, KATIE 14 MILWAUKEE WI 4:42.31
0:29.90 1:03.50 1:39.45 2:15.76
2:56.99 3:39.30 4:11.09 4:42.31

16) ALLEN, COURTNEY 16 METAIRIE LA 4:43.30
0:29.41 1:03.03 1:38.66 2:14.17
2:56.97 3:39.97 4:12.41 4:43.30

17) CARLIN, KELLY 14 MASSILLON OH 4:43.49
0:29.77 1:05.00 1:40.97 2:17.99
2:57.67 3:38.26 4:11.35 4:43.49

18) YUTZY, JULIE 17 CUMBERLAND MD 4:43.97
0:28.86 1:02.56 1:37.24 2:13.31
2:54.20 3:36.60 4:10.79 4:43.97

19) WEPFER, MELISSA 16 SARASOTA FL 4:44.16
0:31.10 1:05.52 1:43.72 2:22.28
3:01.17 3:40.46 4:12.84 4:44.16

20) WOLFLE, SUSAN 14 ROANOKE VA 4:45.42
0:29.47 1:03.54 1:41.05 2:18.92
2:58.79 3:39.84 4:12.78 4:45.42

21) ELLIS, SUSAN 16 WILTON CT 4:45.93
0:29.95 1:04.59 1:39.38 2:15.75
2:57.46 3:40.19 4:13.29 4:45.93

22) CARDE, CHRISTINA 17 WESTFIELD NJ 4:46.16
0:29.92 1:03.75 1:40.77 2:18.07
3:00.24 3:42.23 4:15.02 4:46.16

23) PAULOS, NIKKI 14 MILWAUKEE WI 4:46.18
0:30.64 1:05.54 1:41.22 2:18.83
2:58.87 3:40.19 4:13.57 4:46.18

24) BLAZIER, KATHY 18 WHEELING WV 4:46.19
0:29.92 1:03.79 1:39.67 2:17.07
2:58.40 3:40.77 4:13.74 4:46.19

25) DIBLASIO, TRACI 17 NEWARK DH 4:46.94
0:30.65 1:05.42 1:43.25 2:22.12
3:01.84 3:42.77 4:15.70 4:46.94

26) COATS, RACHEL 15 OAK PARK IL 4:46.97
0:29.30 1:03.29 1:40.48 2:18.43
3:00.77 3:42.05 4:15.14 4:46.97

27) PEREIRA, CATHY 17 HOUSTON TX 4:47.38
0:30.10 1:05.31 1:42.47 2:20.58
3:00.85 3:41.55 4:14.91 4:47.38

28) WILBORN, LAURA 17 CHAMPAIGN IL 4:47.73
0:30.58 1:05.73 1:43.83 2:23.16
3:03.33 3:44.22 4:16.44 4:47.73

29) BARNYDT, CHERYL 16 S E FAMILY IN 4:47.75
0:30.59 1:04.92 1:41.79 2:19.00
3:01.80 3:44.89 4:17.09 4:47.75

30) KASCH, LORI 15 SOUTH TOLEDO OH 4:47.77
0:31.05 1:06.31 1:43.10 2:20.92
3:02.43 3:44.67 4:16.48 4:47.77

31) SOMMER, JOANNE 17 KANKAKEE IL 4:48.05
0:29.57 1:03.33 1:40.07 2:17.81
3:00.65 3:43.69 4:16.40 4:48.05

32) KAMPSCHROEDER, LORI 18 NAPERVILLE IL 4:48.71
0:29.89 1:03.39 1:39.75 2:17.78
2:59.27 3:41.66 4:15.60 4:48.71

33) MARTIN, KELLY 16 RIDGEWOOD NJ 4:49.99
0:30.11 1:04.94 1:41.70 2:19.31
3:02.45 3:45.35 4:17.95 4:49.99

34) CASTELLANOS, KIM 14 RED BANK NJ 4:50.18
0:30.89 1:05.20 1:41.21 2:18.36
3:01.79 3:45.35 4:18.73 4:50.18

35) WELCHMAN, JANE 16 NEW CANAAN CT 4:50.24
0:29.84 1:03.75 1:42.60 2:22.42
3:02.83 3:44.36 4:18.05 4:50.24

36) GEHSMANN, KORI 17 RIDGEWOOD NJ 4:50.65
0:29.81 1:04.75 1:43.43 2:22.52
3:02.76 3:44.49 4:18.09 4:50.65

37) MORRET, TRACI 17 HARRISBURG PA 4:51.03
0:30.30 1:03.98 1:41.69 2:20.44
3:03.41 3:46.98 4:19.76 4:51.03

38) RHODES, LISA 14 ELKHART CTY IN 4:51.20
0:30.18 1:05.40 1:43.27 2:21.70
3:04.69 3:48.59 4:20.86 4:51.20

39) JONES, ELIZABETH 16 ROANOKE VA 4:51.27
0:30.55 1:05.15 1:42.75 2:21.54
3:04.51 3:47.61 4:19.69 4:51.27

40) MARTINEZ, CLAUDINE 14 SAN PEDRO CA 4:51.50
0:30.78 1:06.16 1:42.19 2:19.45
3:01.67 3:44.57 4:18.89 4:51.50

41) BAIRD, JENNIFER 15 NEW HAVEN CT 4:51.90
0:30.61 1:04.97 1:41.76 2:19.79
3:03.26 3:47.53 4:20.25 4:51.90

42) PEREIRA, FRANCES 15 HOUSTON TX 4:52.18
0:31.22 1:07.47 1:46.20 2:24.83
3:06.19 3:47.53 4:20.86 4:52.18

43) MAI, KIM 15 MILWAUKEE WI 4:52.63
0:32.38 1:08.27 1:44.94 2:22.48
3:03.70 3:45.91 4:19.45 4:52.63

44) CHRISTIANSEN, TRACEY 14 NEW CANAAN CT 4:54.51
0:30.84 1:05.61 1:42.43 2:19.71
3:03.76 3:48.13 4:21.75 4:54.51

45) DICKSON, KIMBERLY 16 JANESVILLE WI 4:55.67
0:30.64 1:05.37 1:43.28 2:22.34
3:05.02 3:47.96 4:22.31 4:55.67

46) HILDEBRAND, JACKIE 16 NORTHWESTERN IL 4:57.95
0:31.64 1:06.79 1:45.89 2:24.10
3:06.52 3:50.25 4:24.14 4:57.95

SOLAKOFF, PATRICIA 15 OLD COLONY Y MA DISQUAL

EVENT : 24 MEN'S 400 YARDS INDIVIDUAL MEDLEY **********
NATIONAL RECORD 3:57.35 C.RIVES HOUSTON, TX 1981
QUALIFYING FOR NATIONALS 4:30.69

PLACE	NAME	YEAR	TEAM	TRIALS	FINAL
CHAMPIONSHIP FINAL					
1)	WEATHERFORD, DEREK	15	COLLIER CTY FL	4:06.00	3:56.73 **
	0:25.53 0:54.63	1:23.06	1:52.51		
	2:26.31 3:01.82	3:29.81	3:56.73		
** NATIONAL RECORD					
2)	NAMESNIK, ERIC	16	BUTLER PA	4:02.69	3:57.82
	0:25.10 0:53.98	1:23.43	1:53.61		
	2:27.33 3:02.31	3:30.72	3:57.82		

(CONTINUED ON NEXT PAGE)

EVENT : 24 MEN 'S 400 YARDS INDIVIDUAL MEDLEY (CONTINUED)

3)	MCFADDEN, CHRIS	17	WESTFIELD NJ	4:08.73	4:06.49
	0:26.45 0:56.50 1:26.75 1:57.58				
	2:34.57 3:12.22 3:39.82 4:06.49				
4)	CARMICHAEL, NEVIN	18	WILTON CT	4:06.82	4:06.66
	0:26.18 0:55.64 1:27.64 2:00.31				
	2:36.52 3:12.40 3:40.63 4:06.66				
5)	ZITZ, JOHN	16	WILTON CT	4:08.85	4:07.48
	0:26.02 0:56.01 1:26.75 1:58.90				
	2:35.65 3:12.23 3:40.58 4:07.48				
6)	KUSTER, STEVE	17	NEW HAVEN CT	4:08.62	4:07.84
	0:25.83 0:55.35 1:27.29 2:00.16				
	2:36.50 3:13.54 3:41.73 4:07.84				
7)	DEFRAW, RONALD	17	JANESVILLE WI	4:10.31	4:08.23
	0:25.81 0:55.83 1:26.41 1:58.22				
	2:34.68 3:11.56 3:40.55 4:08.23				
8)	MATUSZAK, MARK	16	SARASOTA FL	4:08.90	4:10.65
	0:26.37 0:56.54 1:28.75 2:01.74				
	2:37.50 3:13.50 3:42.62 4:10.65				

CONSOLATION FINAL

9)	DELISLE, TONY	17	DAYTONA BEACH FL	4:13.64	4:03.62
	0:26.16 0:56.02 1:26.65 1:57.92				
	2:32.49 3:08.21 3:36.00 4:03.62				
10)	GREEN, DAVID	18	CHAMPAIGN IL	4:12.57	4:06.21
	0:25.67 0:54.82 1:26.49 1:59.41				
	2:34.31 3:09.84 3:38.40 4:06.21				
11)	SISK, THOMAS	17	GRT JOLIET IL	4:11.99	4:06.69
	0:25.73 0:55.03 1:25.56 1:56.97				
	2:33.45 3:09.74 3:38.64 4:06.69				
12)	WHARTON, DOUGLAS	16	M E LYONS OH	4:11.00	4:09.76
	0:27.01 0:57.09 1:28.85 2:01.40				
	2:35.52 3:10.68 3:40.78 4:09.76				
13)	FARIS, HENRY	16	GREENVILLE SC	4:13.98	4:13.85
	0:26.29 0:56.13 1:26.90 1:59.78				
	2:36.63 3:14.43 3:44.16 4:13.85				
14)	NORGALIS, JAMES	16	SOMERSET VAL NJ	4:13.42	4:15.76
	0:26.83 0:58.40 1:31.27 2:05.62				
	2:40.41 3:16.95 3:47.24 4:15.76				
	RUBOCKI, JOHN	17	GRT JOLIET IL	4:12.49	DISQUAL
	LEYSHON, ROBERT	18	CAMBRIDGE OH	4:13.07	DISQUAL

1)	NAMESNIK, ERIC	16	BUTLER PA	4:02.69	
	0:25.44 0:54.36 1:25.20 1:56.10				
	2:30.79 3:05.77 3:34.69 4:02.69				
2)	WEATHERFORD, DEREK	15	COLLIER CTY FL	4:06.00	
	0:26.79 0:57.18 1:28.05 1:59.92				
	2:33.22 3:08.04 3:38.11 4:06.00				
3)	CARMICHAEL, NEVIN	18	WILTON CT	4:06.82	
	0:26.40 0:55.65 1:27.17 1:59.28				
	2:35.13 3:11.00 3:39.26 4:06.82				
4)	KUSTER, STEVE	17	NEW HAVEN CT	4:08.62	
	0:25.82 0:54.76 1:26.41 1:59.90				
	2:36.23 3:13.56 3:42.10 4:08.62				
5)	MCFADDEN, CHRIS	17	WESTFIELD NJ	4:08.73	
	0:26.66 0:56.58 1:26.64 1:57.74				
	2:34.79 3:12.71 3:41.80 4:08.73				
6)	ZITZ, JOHN	16	WILTON CT	4:08.85	
	0:25.91 0:55.75 1:26.11 1:58.28				
	2:34.91 3:12.04 3:41.23 4:08.85				
7)	MATUSZAK, MARK	16	SARASOTA FL	4:08.90	
	0:26.48 0:56.25 1:28.19 2:01.42				
	2:36.22 3:11.85 3:41.47 4:08.90				
8)	DEFRAW, RONALD	17	JANESVILLE WI	4:10.31	
	0:26.25 0:56.29 1:26.18 1:57.58				
	2:34.39 3:12.46 3:41.52 4:10.31				
9)	WHARTON, DOUGLAS	16	M E LYONS OH	4:11.00	
	0:27.18 0:57.76 1:29.65 2:02.30				
	2:36.38 3:11.31 3:41.43 4:11.00				
10)	SISK, THOMAS	17	GRT JOLIET IL	4:11.99	
	0:26.12 0:55.43 1:26.42 1:58.86				
	2:36.17 3:13.73 3:43.35 4:11.99				
11)	RUBOCKI, JOHN	17	GRT JOLIET IL	4:12.49	
	0:27.35 0:58.12 1:29.77 2:01.88				
	2:37.82 3:13.94 3:44.12 4:12.49				
12)	GREEN, DAVID	18	CHAMPAIGN IL	4:12.57	
	0:26.27 0:56.28 1:28.04 2:01.38				
	2:36.85 3:13.30 3:42.89 4:12.57				
13)	LEYSHON, ROBERT	18	CAMBRIDGE OH	4:13.07	
	0:26.35 0:55.81 1:28.10 2:01.30				
	2:36.11 3:11.32 3:42.52 4:13.07				
14)	NORGALIS, JAMES	16	SOMERSET VAL NJ	4:13.42	
	0:26.90 0:58.37 1:30.78 2:05.17				
	2:39.40 3:15.61 3:45.20 4:13.42				
15)	DELISLE, TONY	17	DAYTONA BEACH FL	4:13.64	
	0:25.37 0:54.56 1:24.60 1:55.57				
	2:32.06 3:10.85 3:42.89 4:13.64				
16)	FARIS, HENRY	16	GREENVILLE SC	4:13.98	
	0:26.27 0:55.89 1:26.21 1:58.30				
	2:36.12 3:14.42 3:44.24 4:13.98				
17)	MONTGOMERY, LUKE	17	FLUSHING NY	4:14.04	
	0:27.17 0:57.17 1:29.63 2:02.23				
	2:38.00 3:15.16 3:44.71 4:14.04				
18)	BEAUDRY, DOUG	17	LAS VEGAS NV	4:14.24	
	0:27.37 0:58.06 1:29.15 2:01.24				
	2:39.05 3:16.49 3:46.09 4:14.24				
19)	OHTAKA, ATSUSHI	17	HOUSTON TX	4:15.02	
	0:27.00 0:57.46 1:30.50 2:04.95				
	2:40.03 3:15.84 3:45.89 4:15.02				
20)	WHITE, TERRY	18	CHARLOTTES. VA	4:15.93	
	0:25.52 0:55.07 1:27.66 2:02.39				
	2:39.32 3:17.51 3:47.49 4:15.93				

EVENT : 24 MEN 'S 400 YARDS INDIVIDUAL MEDLEY (CONTINUED)

21)	GREENE, WILLIAM	17	WILTON CT	4:16.82	
	0:26.07 0:56.10 1:28.15 2:01.20				
	2:38.52 3:16.76 3:46.83 4:16.82				
22)	SCHNIEDER, AARON	16	SARASOTA FL	4:17.08	
	0:27.56 0:58.82 1:31.82 2:04.46				
	2:41.67 3:18.38 3:48.38 4:17.08				
23)	ALLEN, DOUG	16	GRT SEATTLE WA	4:17.56	
	0:27.43 0:58.39 1:31.90 2:06.49				
	2:42.74 3:20.11 3:49.23 4:17.56				
24)	DIXON, HERB	17	SARASOTA FL	4:19.08	
	0:26.66 0:57.23 1:31.46 2:06.55				
	2:43.03 3:20.05 3:49.93 4:19.08				
25)	DELUCA, LANCE	14	FANWOOD NJ	4:20.38	
	0:26.98 0:58.43 1:32.14 2:07.12				
	2:44.70 3:21.75 3:51.54 4:20.38				
26)	BAUGHCOME, JAMIE	16	GREENVILLE SC	4:20.36	
	0:27.64 0:58.52 1:30.06 2:02.42				
	2:40.51 3:19.89 3:50.45 4:20.36				
27)	FORRESTER, JIMMY	17	GASTON CTY NC	4:20.60	
	0:26.09 0:57.82 1:30.48 2:04.29				
	2:42.28 3:21.41 3:51.60 4:20.60				
28)	DARLING, PAUL	15	LAS VEGAS NV	4:20.83	
	0:26.67 0:57.26 1:30.65 2:05.40				
	2:43.05 3:21.77 3:52.12 4:20.83				
29)	KAMMER, SCOTT	15	MILWAUKEE WI	4:22.20	
	0:28.10 0:59.60 1:33.43 2:07.79				
	2:43.67 3:21.21 3:52.20 4:22.20				
30)	CALLENDER, SEAN	17	RALEIGH NC	4:22.32	
	0:27.67 0:59.70 1:33.56 2:07.84				
	2:45.71 3:24.28 3:54.30 4:22.32				
31)	CASTAGNOS, CHIP	18	HOUMA LA	4:22.43	
	0:26.12 0:55.98 1:29.76 2:04.60				
	2:42.22 3:21.61 3:52.74 4:22.43				
32)	TANNER, TREY	14	CEN VIRGINA VA	4:22.51	
	0:28.41 1:01.86 1:35.60 2:09.93				
	2:46.55 3:24.25 3:54.36 4:22.51				
33)	THOELKE, JASON	16	WESTPORT CT	4:22.80	
	0:27.07 0:58.83 1:33.41 2:08.61				
	2:46.03 3:23.59 3:53.86 4:22.80				
34)	TOBUREN, WILL	15	WINSTON-SALEM NC	4:23.16	
	0:28.12 0:59.63 1:32.65 2:07.28				
	2:44.99 3:23.54 3:53.87 4:23.16				
35)	SHIM, PETER	15	GLENDALE CA	4:23.39	
	0:28.14 0:59.93 1:34.50 2:09.42				
	2:46.12 3:23.49 3:53.96 4:23.39				
36)	HAZARD, MIKE	18	CORTLAND CTY NY	4:23.85	
	0:26.46 0:56.88 1:29.94 2:04.36				
	2:42.42 3:21.24 3:53.05 4:23.85				
37)	GRIGG, CASEY	14	GLENDALE CA	4:24.49	
	0:28.29 0:59.36 1:32.18 2:05.53				
	2:44.96 3:24.65 3:55.10 4:24.49				
38)	LAYNE, ALLEN	15	WILTON CT	4:24.70	
	0:27.98 0:58.98 1:33.84 2:09.35				
	2:45.82 3:23.68 3:55.14 4:24.70				
39)	ROSS, DAVID	16	SARASOTA FL	4:25.46	
	0:27.13 0:57.95 1:32.69 2:08.53				
	2:47.11 3:26.04 3:56.78 4:25.46				
40)	INGARDIA, MICHAEL	16	DARIEN CT	4:26.08	
	0:26.98 0:57.69 1:31.67 2:07.38				
	2:44.92 3:23.03 3:55.24 4:26.08				
41)	RAD, JULIAN	16	RED BANK NJ	4:26.68	
	0:28.56 1:00.91 1:35.73 2:11.14				
	2:48.49 3:26.57 3:57.33 4:26.68				
42)	WHITE, TIM	16	COLLIER CTY FL	4:27.75	
	0:27.93 0:59.66 1:34.08 2:09.25				
	2:46.56 3:26.16 3:57.68 4:27.75				
43)	WILLIAMS, RYAN	13	HOUSTON TX	4:28.49	
	0:27.48 0:59.26 1:33.29 2:10.06				
	2:47.81 3:26.75 3:57.85 4:28.49				
44)	TYLER, JOHN	14	St AUGUSTINE FL	4:28.59	
	0:27.69 0:59.36 1:33.87 2:09.14				
	2:49.12 3:28.24 3:59.12 4:28.59				
45)	BLALOCK, BRIAN	15	FREDERICKSBURG V	4:28.67	
	0:27.64 0:58.99 1:32.90 2:08.17				
	2:48.06 3:27.76 3:58.73 4:28.67				
46)	LIPSCOMB, CHRIS	16	HOUSTON TX	4:28.85	
	0:28.10 0:59.38 1:33.20 2:08.33				
	2:47.82 3:28.68 3:59.73 4:28.85				
47)	FOSTER, DUSTIN	14	GRT LOWELL MA	4:28.86	
	0:27.50 0:59.22 1:33.49 2:08.78				
	2:46.43 3:26.39 3:58.35 4:28.86				
48)	WYNN, BARRY	13	SPARTANBURG SC	4:30.51	
	0:28.38 1:00.86 1:35.64 2:11.70				
	2:49.34 3:27.94 3:59.57 4:30.51				
49)	TRUELOVE, KEITH	14	S E FAMILY IN	4:33.57	
	0:28.51 1:01.15 1:37.32 2:13.83				
	2:51.54 3:30.88 4:02.70 4:33.57				
50)	CHIPMAN, CHIP	17	MONTGOMERY AL	4:35.99	
	0:27.80 0:59.48 1:35.84 2:12.94				
	2:53.09 3:33.77 4:04.66 4:35.99				
	BALLARD, CHRISTIAN	15	GLENDALE CA		DISQUAL--N S

EVENT : 25 WOMEN 'S 100 YARDS FREESTYLE

NATIONAL RECORD 0:50.12 B.WASHUT ASTABULA, OH 1980

QUALIFYING FOR NATIONALS 0:56.69

PLACE	NAME	YEAR	TEAM	TRIALS	FINAL
CHAMPIONSHIP FINAL					
1)	SIMMONS, CHERYL	17	LAS VEGAS NV	0:52.22	0:51.09
	0:25.00 0:51.09				
2)	CHAPPNEY, DENA	15	SARASOTA FL	0:52.64	0:51.82
	0:25.23 0:51.82				
3)	HESP, JENNIFER	18	BEAVERCREEK OH	0:52.04	0:51.85
	0:24.98 0:51.85				
4)	PORTER, STACEY	16	WILTON CT	0:51.79	0:51.93
	0:24.86 0:51.93				
5)	KIDDOO, ANNE	17	CHAMPAIGN IL	0:52.71	0:52.01
	0:24.96 0:52.01				
6)	HENDRICKS, HEIDI	17	CASS CTY IN	0:52.53	0:52.02
	0:24.52 0:52.02				
7)	KLEIDERLEIN, JANE	18	UPPER MAIN PA	0:52.31	0:52.06
	0:25.07 0:52.06				
8)	SEWARD, LESLIE	16	WILTON CT	0:52.88	0:52.36
	0:25.06 0:52.36				

(CONTINUED ON NEXT PAGE)

EVENT : 25 WOMEN'S 100 YARDS FREESTYLE (CONTINUED)

CONSOLATION FINAL

9)	STAVER, STACEY	15	READING PA	0:52.89	0:51.70
	0:24.97 0:51.70				
10)	MCSHANE, CLARE	16	MORRIS CENTER NJ	0:53.27	0:52.50
	0:25.62 0:52.50				
11)	WILLE, CHRISTINE	17	FANWOOD NJ	0:53.26	0:52.66
	0:25.35 0:52.66				
12)	FISHER, ANDREA	14	MORRIS CENTER NJ	0:52.91	0:52.86
	0:25.60 0:52.86				
13)	RICHARDS, TRACEY	15	JANESVILLE WI	0:53.40	0:52.98
	0:25.71 0:52.98				
14)	STEINBACH, MELISSA	17	NAPERVILLE IL	0:53.30	0:53.11
	0:25.94 0:53.11				
15)	SADLER, JENNY	15	N SUBURBAN IL	0:53.14	0:53.33
	0:25.30 0:53.33				
16)	MEGARTY, MOLLY	17	MILWAUKEE WI	0:53.26	0:54.06
	0:25.81 0:54.06				

1)	PORTER, STACEY	16	WILTON CT	0:51.79
	0:24.88 0:51.79			
2)	HESP, JENNIFER	18	BEAVERCREEK OH	0:52.04
	0:24.91 0:52.04			
3)	SIMMONS, CHERYL	17	LAS VEGAS NV	0:52.22
	0:25.55 0:52.22			
4)	KLEIDERLEIN, JANE	18	UPPER MAIN PA	0:52.31
	0:24.91 0:52.31			
5)	HENDRICKS, HEIDI	17	CASS CTY IN	0:52.53
	0:24.84 0:52.53			
6)	CHAMPNEY, DENA	15	SARASOTA FL	0:52.64
	0:24.92 0:52.64			
7)	KIDDOO, ANNE	17	CHAMPAIGN IL	0:52.71
	0:25.29 0:52.71			
8)	SEWARD, LESLIE	16	WILTON CT	0:52.88
	0:25.38 0:52.88			
9)	STAVER, STACEY	15	READING PA	0:52.89
	0:25.50 0:52.89			
10)	FISHER, ANDREA	14	MORRIS CENTER NJ	0:52.91
	0:25.37 0:52.91			
11)	SADLER, JENNY	15	N SUBURBAN IL	0:53.14
	0:25.54 0:53.14			
12)	WILLE, CHRISTINE	17	FANWOOD NJ	0:53.26
	0:25.43 0:53.26			
12)	MEGARTY, MOLLY	17	MILWAUKEE WI	0:53.26
	0:25.55 0:53.26			
14)	MCSHANE, CLARE	16	MORRIS CENTER NJ	0:53.27
	0:25.91 0:53.27			
15)	STEINBACH, MELISSA	17	NAPERVILLE IL	0:53.30
	0:25.96 0:53.30			
16)	RICHARDS, TRACEY	15	JANESVILLE WI	0:53.40
	0:25.76 0:53.40			
17)	PRANGER, BARB	17	ROCK ISLAND IL	0:53.56
	0:25.75 0:53.56			
18)	LEDELL, JENNIFER	17	KEENE FAMILY NH	0:53.65
	0:25.55 0:53.65			
19)	MCROBERTS, HEATHER	16	NAPERVILLE IL	0:53.82
	0:25.81 0:53.82			
20)	BRINSON, SIDNEY	17	COLLIER CTY FL	0:53.90
	0:25.80 0:53.90			
21)	FERRANTI, AMY	14	EAST HARTFORD CT	0:53.91
	0:26.04 0:53.91			
22)	KENNEDY, DANA	17	ROCHESTER MI	0:53.98
	0:25.76 0:53.98			
23)	SARFAS, VALERIE	16	ROCHESTER MI	0:54.03
	0:26.10 0:54.03			
24)	GOLD, JENNY	17	SOMERSET VAL NJ	0:54.06
	0:26.12 0:54.06			
25)	RAKOSKI, LISA	18	GRT JOLIET IL	0:54.12
	0:25.51 0:54.12			
26)	ACKERMANN, MARY	15	ROCK ISLAND IL	0:54.13
	0:26.26 0:54.13			
27)	MASHETER, PENNY	15	MORRIS CENTER NJ	0:54.22
	0:26.09 0:54.22			
28)	HORNE, HEATHER	16	ROCHESTER MI	0:54.26
	0:25.96 0:54.26			
29)	HERTELL, KERRY	17	FANWOOD NJ	0:54.28
	0:26.06 0:54.28			
30)	THOMAS, ELAINE	17	HOUSTON TX	0:54.32
	0:26.26 0:54.32			
31)	HOLTHUSEN, JENNA	15	RED BANK NJ	0:54.33
	0:26.08 0:54.33			
32)	SZENTE, SUSIE	16	COUNTRYSIDE OH	0:54.34
	0:26.10 0:54.34			
33)	MULLIGAN, TRISH	18	UPPER MAIN PA	0:54.42
	0:25.96 0:54.42			
34)	KLEIDERLEIN, HOLLY	12	UPPER MAIN PA	0:54.44
	0:25.67 0:54.44			
35)	REIMER, DENISE	16	ALLENTOWN PA	0:54.50
	0:26.25 0:54.50			
36)	WORDBEL, JANET	14	LAKELAND NJ	0:54.51
	0:26.31 0:54.51			
37)	NETTLES, BRANDY	14	CORTLAND CTY NY	0:54.52
	0:25.98 0:54.52			
38)	GARTH, CHRISTY	13	SOMERSET NJ	0:54.53
	0:26.36 0:54.53			
39)	CRUZ, KEIRA	16	LAKELAND NJ	0:54.58
	0:26.21 0:54.58			
40)	FEENERY, ALICIA	14	E DELAWARE PA	0:54.63
	0:26.41 0:54.63			
41)	SOLAKOFF, NOREEN	18	OLD COLONY Y MA	0:54.68
	0:26.15 0:54.68			
42)	NORDEMAN, JOYCE	16	BLUE ASH OH	0:54.71
	0:26.41 0:54.71			
43)	SHAPIRO, SUZANNE	17	WILTON CT	0:54.74
	0:26.11 0:54.74			
44)	LERCH, SUSAN	13	SARASOTA FL	0:54.78
	0:26.63 0:54.78			
45)	GREENLEY, ALISON	17	NAPERVILLE IL	0:54.80
	0:26.31 0:54.80			
45)	GILLEO, STACIE	16	FAIRFIELD CT	0:54.80
	0:26.23 0:54.80			
47)	WOHLUST, ALISON	17	TOWSON MD	0:54.92
	0:26.32 0:54.92			
48)	MAGEE, MEGAN	15	FANWOOD NJ	0:54.93
	0:26.69 0:54.93			
49)	LAMOUREAUX, DENISE	15	GLENDALE CA	0:54.97
	0:26.67 0:54.97			
50)	KABANUK, KRINA	15	FARGO ND	0:54.98
	0:26.49 0:54.98			
51)	HARNETT, JENNIFER	15	RIDGEWOOD NJ	0:55.03
	0:26.31 0:55.03			
52)	WHITE, KRISTEN	16	HOUSTON TX	0:55.04
	0:26.54 0:55.04			
53)	EDELMAN, SARI	17	FLUSHING NY	0:55.07
	0:26.42 0:55.07			
54)	BUSH, KAMI	17	LAS VEGAS NV	0:55.10
	0:26.55 0:55.10			

EVENT : 25 WOMEN'S 100 YARDS FREESTYLE (CONTINUED)

55)	COLL, BRIDGET	17	PARKSIDE NY	0:55.15
	0:26.18 0:55.15			
56)	STUBIN, JAN	15	CHARLOTTES. VA	0:55.16
	0:26.14 0:55.16			
57)	TREADO, JENNY	15	FORD CENTRAL MI	0:55.18
	0:26.76 0:55.18			
58)	TAPPER, BECKY	16	LAS VEGAS NV	0:55.19
	0:26.23 0:55.19			
58)	SMITH, SARAH	15	OAK PARK IL	0:55.19
	0:26.54 0:55.19			
58)	LODDE, DYAN	15	KOKOMO IN	0:55.19
	0:26.25 0:55.19			
61)	BUGG, KATHIE	15	SAN PEDRO CA	0:55.24
	0:26.96 0:55.24			
62)	NEWLON, MAUREEN	16	NEWARK OH	0:55.25
	0:26.37 0:55.25			
63)	GOBRECHT, MISSY	12	HARRISBURG PA	0:55.28
	0:26.15 0:55.28			
64)	NEWMAN, RUTH	16	CHAPEL HILL NC	0:55.31
	0:26.30 0:55.31			
64)	OECHSLI, LAUREN	17	MORRIS CENTER NJ	0:55.31
	0:26.66 0:55.31			
66)	MILLS, STACY	16	BEAVERCREEK OH	0:55.32
	0:26.49 0:55.32			
67)	ROTH, MARY	17	S E FAMILY IN	0:55.34
	0:26.93 0:55.34			
68)	MARRS, ABBE	16	CEN CHESTER PA	0:55.40
	0:26.52 0:55.40			
69)	CHRISTMAN, DEBORAH	14	READING PA	0:55.41
	0:26.69 0:55.41			
70)	HASSINGER, KRISTIN	13	CHAMPAIGN IL	0:55.44
	0:26.74 0:55.44			
71)	FITZGIBBONS, PATRICIA	18	FLUSHING NY	0:55.45
	0:26.37 0:55.45			
72)	CLEVENGER, TARA	14	CLERMONT CTY. OH	0:55.47
	0:26.59 0:55.47			
72)	BOWEN, AMY	17	WEST MORRIS NJ	0:55.47
	0:26.25 0:55.47			
74)	PASILASAN, AILEEN	17	PARKERSBURG WV	0:55.48
	0:26.30 0:55.48			
75)	FISCHER, LAURA	16	BIRMINGHAM MI	0:55.53
	0:26.02 0:55.53			
76)	COOK, TRACY	17	CHARLOTTES. VA	0:55.57
	0:26.36 0:55.57			
77)	ANGELOTTI, NICHOLE	14	SARASOTA FL	0:55.63
	0:26.98 0:55.63			
78)	KNEIPP, CARLA	15	WILTON CT	0:55.64
	0:26.12 0:55.64			
79)	SOMMER, MICHELE	17	WHEELING WV	0:55.70
	0:26.95 0:55.70			
80)	STILLINGER, KAY	17	BOISE FAMILY ID	0:55.71
	0:26.62 0:55.71			
81)	RICHARDS, DEBBY	16	LAKE REGION IL	0:55.73
	0:26.79 0:55.73			
82)	JAMES, MELANIE	17	E DELAWARE PA	0:55.76
	0:26.52 0:55.76			
83)	FRANTZ, RUTH	18	SIDNEY-SHELBY OH	0:55.82
	0:26.74 0:55.82			
84)	RAMERT, DONETTA	15	OAK PARK IL	0:55.83
	0:26.94 0:55.83			
85)	DEPUTY, LAURIE	15	STAUNTON VA	0:55.92
	0:26.75 0:55.92			
86)	SCHEFFEL, TANIA	16	SOMERSET VAL NJ	0:55.98
	0:26.99 0:55.98			
87)	BOSTON, SHELLY	16	PARKERSBURG WV	0:56.00
	0:26.53 0:56.00			
87)	VANLANDINGHAM, LISA	16	ROANOKE VA	0:56.00
	0:27.17 0:56.00			
89)	RAPP, WHITNEY	17	UPPER MAIN PA	0:56.01
	0:26.98 0:56.01			
89)	WAUK, KATIE	14	MILWAUKEE WI	0:56.01
	0:26.97 0:56.01			
89)	ROBSON, CHRISTIN	13	SCOTTDALE PA	0:56.01
	0:26.37 0:56.01			
92)	GARDNER, MEREDITH	16	WINSTON-SALEM NC	0:56.02
	0:26.83 0:56.02			
93)	HESS, TONYA	14	GRAND FORKS ND	0:56.03
	0:27.25 0:56.03			
94)	SOLBERG, KARIN	17	ROANOKE VA	0:56.08
	0:26.99 0:56.08			
95)	HUGHES, SHEILA	13	RALEIGH NC	0:56.10
	0:27.43 0:56.10			
95)	SAUER, LAINIE	15	HOUSTON TX	0:56.10
	0:27.19 0:56.10			
97)	RICHTER, LORI	15	N SUBURBAN IL	0:56.12
	0:26.84 0:56.12			
98)	BLAKE, JENNIFER	16	NEW HAVEN CT	0:56.13
	0:27.02 0:56.13			
99)	LAMONTAGNE, JENNIFER	13	GRT LOWELL MA	0:56.18
	0:27.07 0:56.18			
100)	SIMS, MICHELLE	17	NAPERVILLE IL	0:56.29
	0:26.79 0:56.29			
101)	DAMBRAUSKAS, CHRIS.	16	FANWOOD NJ	0:56.30
	0:27.14 0:56.30			
102)	RIPPERGER, LISA	18	FORD CENTRAL MI	0:56.33
	0:26.92 0:56.33			
103)	TORNATORE, JEANNIE	15	SOMERSET VAL NJ	0:56.40
	0:26.92 0:56.40			
103)	HEER, DEIDVE	18	NORTH CANTON OH	0:56.40
	0:27.01 0:56.40			
105)	CLAIBORN, ALEIIS	14	NEW HAVEN CT	0:56.46
	0:27.56 0:56.46			
106)	ROBINSON, HEIDI	17	LEXINGTON KY	0:56.47
	0:27.16 0:56.47			
106)	ROBERTS, KRISTY	15	SAN PEDRO CA	0:56.47
	0:27.53 0:56.47			
108)	CLAIBORN, HOLLEY	17	NEW HAVEN CT	0:56.49
	0:27.09 0:56.49			
108)	POWELL, TONYA	17	CHARLOTTES. VA	0:56.49
	0:26.79 0:56.49			
108)	BIESECKER, ANNA	14	WINSTON-SALEM NC	0:56.49
	0:27.27 0:56.49			
111)	HOAG, ERRIN	12	SARASOTA FL	0:56.50
	0:27.38 0:56.50			
111)	BEYER, BETH	15	RACINE WI	0:56.50
	0:27.14 0:56.50			
111)	WILTON, DEIRDRE	16	SOMERSET NJ	0:56.50
	0:27.15 0:56.50			
114)	HOSMER, ALISON	15	SARASOTA FL	0:56.51
	0:27.10 0:56.51			
114)	BIERBOMER, JENNY	14	HARRISBURG PA	0:56.51
	0:27.19 0:56.51			
116)	RANKINE, JULIE	17	SAN PEDRO CA	0:56.53
	0:27.53 0:56.53			
117)	SCOTT, ALLISON	17	FANWOOD NJ	0:56.54
	0:27.37 0:56.54			
118)	OWENS, CINDY	16	NAPERVILLE IL	0:56.55
	0:26.67 0:56.55			
118)	FICHTHORN, STEFANIE	13	READING PA	0:56.55
	0:27.27 0:56.55			
120)	SMITH, TERRI	15	RIDGEWOOD NJ	0:56.61
	0:27.11 0:56.61			
121)	FREDRICKS, JENNY	16	WAUKESHA WI	0:56.65
	0:27.82 0:56.65			
122)	EVEY, SHERI	16	LAKELAND NJ	0:56.75
	0:27.82 0:56.75			
123)	MERKLE, LAUREN	17	HUNTINGTON NY	0:56.80
	0:27.57 0:56.80			
123)	BLANK, MOLLY	15	ROCHESTER MI	0:56.80
	0:26.88 0:56.80			
125)	TEMPLETON, KAREN	14	N SUBURBAN IL	0:56.82
	0:27.18 0:56.82			
126)	SOMMER, JULIE	14	WHEELING WV	0:56.84
	0:28.18 0:56.84			

(CONTINUED ON NEXT PAGE)

EVENT : 25 WOMEN 'S 100 YARDS FREESTYLE

127)	MILLER, AMY 0:27.54 0:56.92	24	WHEELING WV	0:56.92
127)	DIETRICH, JENNIE 0:27.43 0:56.92	17	GRT JOLIET IL	0:56.92
129)	CHACE, TRACEY 0:27.25 0:56.95	16	UPPER MAIN PA	0:56.95
130)	FLANAGAN, CARRIE 0:27.60 0:56.96	18	N MIDDLESEX CT	0:56.96
131)	MILLER, DORI 0:27.65 0:57.00	16	HAMDEN CT	0:57.00
132)	ANDERSON, CLAIRE 0:27.07 0:57.01	14	NEW CANAAN CT	0:57.01
133)	BABCOCK, RENEE 0:27.38 0:57.12	14	MICHIGAN CITY IN	0:57.12
134)	DEBOOR, LIZ 0:27.30 0:57.18	16	LEXINGTON KY	0:57.18
135)	BEELER, MEGHAN 0:26.54 0:57.20	14	RIDGEWOOD NJ	0:57.20
136)	FRITSCH, KIM 0:27.43 0:57.25	15	G NIPPERT OH	0:57.25
136)	CLAIR, AMANDA 0:26.81 0:57.25	15	LANCASTER PA	0:57.25
138)	LEWY, JACQUELINE 0:27.07 0:57.26	15	MDI BARHARBOR ME	0:57.26
139)	TOMASZUCK, LISA 0:27.47 0:57.27	17	GRT BOSTON MA	0:57.27
140)	WILLKE, JULIE 0:27.05 0:57.32	14	FAIRFIELD OH	0:57.32
140)	SCHIRACK, SHANNON 0:27.03 0:57.32	17	CANTON OH	0:57.32
142)	GREGORY, KATHY 0:27.25 0:57.36	13	RIDGEWOOD NJ	0:57.36
143)	BAERTNER, JULIA 0:27.76 0:57.38	15	SOUTH SHORE IL	0:57.38
144)	STROYLS, BO 0:27.22 0:57.43	16	G NIPPERT OH	0:57.43
145)	CRAWFORD, CARRIE 0:27.19 0:57.50	13	HOUSTON TX	0:57.50
146)	PLUME, AMY 0:27.70 0:57.54	17	HAGERSTOWN MD	0:57.54
147)	THURSTON, RACHEL 0:27.35 0:57.55	13	CHAMPAIGN IL	0:57.55
148)	BAILEY, HEATHER 0:27.54 0:57.56	16	AKRON MET OH	0:57.56
148)	FITZGERALD, AMY 0:27.55 0:57.56	15	NEW HAVEN CT	0:57.56
150)	LYON, AMMEE 0:27.42 0:57.59	15	NAPERVILLE IL	0:57.59
151)	SILK, JANICE 0:27.05 0:57.62	18	DORCHESTER MA	0:57.62
152)	BULTEMEIER, MARCI 0:27.53 0:57.65	16	S E FAMILY IN	0:57.65

(CONTINUED)

153)	RANCK, LEA 0:26.65 0:57.69	14	EAST VALLEY CA	0:57.69
154)	HEGARTY, KATHLEEN 0:27.83 0:57.70	14	MILWAUKEE WI	0:57.70
155)	FANNING, HEATHER 0:27.17 0:57.71	16	CEN CHESTER PA	0:57.71
156)	ANDREWS, BECKY 0:27.69 0:57.72	13	ANNE ARUNDEL MD	0:57.72
157)	WILSON, ROBIN 0:27.39 0:57.76	15	MDI BARHARBOR ME	0:57.76
158)	DEGRAAF, AMY 0:27.73 0:57.86	14	KALAMAZOO MI	0:57.86
159)	LIGHT, LISA 0:27.44 0:57.88	16	ASHTABULA OH	0:57.88
160)	BOGGS, MICHELLE 0:27.80 0:57.98	16	FRANKFORT KY	0:57.98
161)	SCHAEFFER, LORI 0:28.03 0:58.02	16	HAMDEN CT	0:58.02
162)	BRUEY, MISSY 0:27.35 0:58.05	16	CANTON OH	0:58.05
163)	BATIZY, JULIANNA 0:27.82 0:58.15	16	AKRON MET OH	0:58.15
164)	TIMBERS, BRIDGET 0:27.14 0:58.19	18	TRUMBULL CTY OH	0:58.19
165)	CARAHER, JENNIFER 0:28.26 0:58.40	16	EAST SUB. PA	0:58.40
165)	CRUSE, JENNI 0:27.79 0:58.40	17	MIDDLETOWN OH	0:58.40
167)	JUMP, TERESA 0:27.88 0:58.53	13	TRI-CITY KY	0:58.53
168)	ROGERS, JULIE 0:27.83 0:58.85	15	AKRON MET OH	0:58.85
169)	BEHRKEN, SOLVEIG 0:28.36 0:58.92	16	HIGH RIDGE IL	0:58.92
170)	DOLAN, CHRISTINA 0:28.23 0:59.08	15	BALTIMORE MD	0:59.08
171)	HARRINGTON, KELLI 0:28.15 0:59.83	12	ROCKLAND NY	0:59.83
172)	MAJERNIK, AMY 0:27.92 0:59.86	15	TRUMBULL CTY OH	0:59.86
173)	HOBAN, KATIE 0:28.52 0:59.89	17	GRT SCRANTON PA	0:59.89
174)	DINGES, JANE 0:28.20 0:59.93	15	SPRINGFIELD IL	0:59.93
	BAZINET, AMY	16	WATERTOWN NY	DISQUAL - NS
	HEMINGWAY, SONYA	17	MILLVILLE NJ	DISQUAL - NS
	KEPLER, CINDY	14	BELLEFONTE PA	DISQUAL - NS

EVENT : 26 MEN 'S 100 YARDS FREESTYLE

NATIONAL RECORD 0:45.05 P.NITSCH HOUSTON, TX 1981

QUALIFYING FOR NATIONALS 0:50.59

PLACE	NAME	YEAR	TEAM	TRIALS	FINAL
CHAMPIONSHIP FINAL					
1)	WOODS, MILTON 0:22.14 0:45.49	18	ROCHESTER MI	0:45.81	0:45.49
2)	JACKSON, TIM 0:21.75 0:45.95	17	MILWAUKEE WI	0:46.03	0:45.95
3)	TULL, GREG 0:21.53 0:46.16	18	PHOENIXVILLE PA	0:46.81	0:46.16
4)	DEGROOT, JOHN 0:22.17 0:46.30	16	HOUSTON TX	0:46.09	0:46.30
5)	NORTH, MITCH 0:22.34 0:46.32	17	HOUSTON TX	0:46.99	0:46.32
6)	ZETTLE, CRAIG 0:22.12 0:46.51	19	COLLIER CTY FL	0:46.44	0:46.51

EVENT : 26 MEN 'S 100 YARDS FREESTYLE (CONTINUED)

7)	MEEHAN, DENNIS 0:22.61 0:46.71	16	RALEIGH NC	0:46.42	0:46.71
8)	SLOCUM, DAVID 0:22.32 0:46.79	17	HOUSTON TX	0:47.05	0:46.79
CONSOLATION FINAL					
9)	WELCH, ROBERT 0:22.75 0:46.65	18	PARKERSBURG WV	0:47.41	0:46.65
10)	REARDON, DAVE 0:22.33 0:47.05	17	HARRISBURG PA	0:47.21	0:47.05
11)	KNEIPP, RUSSELL 0:22.59 0:47.13	18	WILTON CT	0:47.40	0:47.13
12)	FOX, DAVID 0:22.63 0:47.17	16	RALEIGH NC	0:47.26	0:47.17
13)	HARRIS PAUL 0:22.86 0:47.19	16	CHARLOTTES. VA	0:47.17	0:47.19
14)	SIMON, TOM 0:22.53 0:47.21	16	AUBURN NY	0:47.14	0:47.21
15)	WEBER, AARON 0:22.40 0:47.26	17	FANWOOD NJ	0:47.21	0:47.26
16)	BRENDE, FRED 0:22.72 0:47.41	19	GLENDALE CA	0:47.42	0:47.41
1)	WOODS, MILTON 0:22.08 0:45.81	18	ROCHESTER MI	0:45.81	
2)	JACKSON, TIM 0:21.94 0:46.03	17	MILWAUKEE WI	0:46.03	
3)	DEGROOT, JOHN 0:22.28 0:46.09	16	HOUSTON TX	0:46.09	
4)	MEEHAN, DENNIS 0:22.54 0:46.42	16	RALEIGH NC	0:46.42	
5)	ZETTLE, CRAIG 0:22.33 0:46.44	19	COLLIER CTY FL	0:46.44	
6)	TULL, GREG 0:21.99 0:46.81	18	PHOENIXVILLE PA	0:46.81	
7)	NORTH, MITCH 0:22.84 0:46.99	17	HOUSTON TX	0:46.99	
8)	SLOCUM, DAVID 0:22.36 0:47.05	17	HOUSTON TX	0:47.05	
9)	SIMON, TOM 0:22.49 0:47.14	16	AUBURN NY	0:47.14	
10)	HARRIS PAUL 0:22.60 0:47.17	16	CHARLOTTES. VA	0:47.17	
11)	REARDON, DAVE 0:22.88 0:47.21	17	HARRISBURG PA	0:47.21	
11)	WEBER, AARON 0:22.76 0:47.21	17	FANWOOD NJ	0:47.21	
13)	FOX, DAVID 0:22.72 0:47.26	16	RALEIGH NC	0:47.26	
14)	KNEIPP, RUSSELL 0:22.68 0:47.40	18	WILTON CT	0:47.40	
15)	WELCH, ROBERT 0:22.62 0:47.41	18	PARKERSBURG WV	0:47.41	
16)	BRENDE, FRED 0:22.65 0:47.42	19	GLENDALE CA	0:47.42	
17)	PATNODE, STEVE 0:22.85 0:47.42	17	COLLIER CTY FL	0:47.42	
18)	SKID, SCOTT 0:22.14 0:47.47	17	MISSOURI MO	0:47.47	
18)	KENNEDY, JOHN 0:23.05 0:47.47	15	SOMERSET VAL NJ	0:47.47	
20)	MULLANEY, STEPHEN 0:23.03 0:47.55	18	HAMDEN CT	0:47.55	
21)	BALLARD, MATTHEW 0:22.99 0:47.72	17	GLENDALE CA	0:47.72	
22)	HEYDANEK, JEFF 0:22.80 0:47.84	17	TWINBROOK IL	0:47.84	
23)	WIEGAND, MICHAEL 0:23.11 0:47.86	19	GRT JOLIET IL	0:47.86	
24)	YEAGER, THOMAS 0:22.87 0:47.89	17	ROANOKE VA	0:47.89	
25)	GARY, ROBERT 0:22.95 0:47.90	16	WILTON CT	0:47.90	
26)	BURNSED, JOHN 0:23.07 0:47.95	17	AKRON MET OH	0:47.95	
27)	SEDLAK, MARK 0:22.58 0:47.96	15	NEW CANAAN CT	0:47.96	
28)	HARTMANN, RAINER 0:23.08 0:48.02	16	CLAY-PLATTE MO	0:48.02	
29)	BAGGERO, GEOFFREY 0:23.54 0:48.10	16	NEW CANAAN CT	0:48.10	
30)	MCDEVITT, MARK 0:23.11 0:48.15	17	GLENDALE CA	0:48.15	
30)	DUTTENHOFER, STEVE 0:23.11 0:48.15	16	SUMMIT AREA NJ	0:48.15	
32)	CALLIS, PAUL 0:22.75 0:48.19	17	EAST HARTFORD CT	0:48.19	
33)	FRITSCH, ANDREW 0:23.73 0:48.30	16	SARASOTA FL	0:48.30	
34)	REES, GREG 0:22.34 0:48.36	17	POTTSTOWN PA	0:48.36	
35)	KNOUFT, DAVE 0:23.11 0:48.40	16	UPPER MAIN PA	0:48.40	
36)	GREEN, KEITH 0:23.41 0:48.43	14	FLUSHING NY	0:48.43	
37)	BOCHMAN, BRIAN 0:22.95 0:48.51	17	SIOUX FALLS SD	0:48.51	
38)	EDMONDSON, GREG 0:23.05 0:48.52	19	BEAVERCREEK OH	0:48.52	
39)	LEUBNER, DERYL 0:22.95 0:48.57	17	AURORA IL	0:48.57	
40)	LEDFORD, LARRY 0:23.56 0:48.69	17	RALEIGH NC	0:48.69	
41)	STAKEL, RICK 0:23.51 0:48.72	17	CORTLAND CTY NY	0:48.72	
42)	COUGHLIN, TOM 0:23.62 0:48.76	18	SOMERSET NJ	0:48.76	
43)	VON LOEWE, PETER 0:23.34 0:48.79	16	SOMERSET VAL NJ	0:48.79	
44)	MCPHERSON, JEFF 0:23.39 0:48.81	15	HOUSTON TX	0:48.81	
45)	BLAZE, CLIFFORD 0:23.05 0:48.83	16	CARLISLE PA	0:48.83	
46)	KLUMB, TODD 0:23.36 0:48.85	16	NAPERVILLE IL	0:48.85	
47)	BASHOR, GREG 0:23.56 0:48.87	17	CHAMBERSBURG PA	0:48.87	
48)	CORBISIERO, MARK 0:23.51 0:48.88	17	FLUSHING NY	0:48.88	
49)	MANN, CHRIS 0:23.29 0:48.89	15	CHAPEL HILL NC	0:48.89	
50)	ADELMAN, ED 0:23.41 0:48.91	15	NEW CANAAN CT	0:48.91	

EVENT : 26 MEN 'S 100 YARDS FREESTYLE (CONTINUED)

51)	JOHNSON, GLEN 0:23.45 0:48.95	15	BLUE ASH OH	0:48.95
52)	REICH, PETER 0:23.41 0:48.99	17	LAKELAND NJ	0:48.99
53)	HOPKINS, KEVIN 0:22.88 0:49.01	18	LAKELAND NJ	0:49.01
54)	HECK, DAVE 0:23.25 0:49.03	.1	MILWAUKEE WI	0:49.03
55)	FEEHERY, TERRY 0:23.57 0:49.06	18	E DELAWARE PA	0:49.06
56)	FEEHERY, BOB 0:23.30 0:49.10	18	E DELAWARE PA	0:49.10
57)	DONNELY, TERENCE 0:22.48 0:49.13	18	TOMS RIVER NJ	0:49.13
58)	MELLOTT, JIM 0:23.47 0:49.14	18	HARRISBURG PA	0:49.14
59)	JESTER, WAYDE 0:23.58 0:49.21	16	CEN CHESTER PA	0:49.21
60)	HINES, JAY 0:23.20 0:49.22	17	NAPERVILLE IL	0:49.22
61)	EERKENS, JELMER 0:23.79 0:49.26	17	PALISADES CA	0:49.26
61)	GREGORY, SCOTT 0:23.11 0:49.26	16	BLUE ASH OH	0:49.26
63)	CADWELL, PETER 0:23.49 0:49.29	16	NASHUA NH	0:49.29
64)	HARRIS, HAROLD 0:23.30 0:49.30	18	CHARLOTTES. VA	0:49.30
65)	CRACIUN, JON 0:23.40 0:49.33	17	St AUGUSTINE FL	0:49.33
66)	SIROIS, JOHN 0:23.25 0:49.34	16	HOUSTON TX	0:49.34
67)	JACOBS, ERIK 0:23.82 0:49.36	14	KALAMAZOO MI	0:49.36
68)	CONLIN, LOUIS 0:23.61 0:49.37	17	FANWOOD NJ	0:49.37
69)	TERRELL, BUD 0:23.45 0:49.39	17	ANNE ARUNDEL MD	0:49.39
70)	MCCLURE, RAB 0:23.49 0:49.42	17	INDIANA PA	0:49.42
71)	HOFTYZER, ERNIE 0:24.07 0:49.44	17	PALISADES CA	0:49.44
72)	NYBERG, MICHAEL 0:23.74 0:49.46	16	DARIEN CT	0:49.46
73)	MASON, MALCOLM 0:23.70 0:49.47	18	CAPE ANN MA	0:49.47
73)	VANNORMAN JEFF 0:23.69 0:49.47	16	DAYTON N.W. OH	0:49.47
75)	LEONARD, ROBERT 0:23.57 0:49.48	18	OLD COLONY Y MA	0:49.48
76)	HELM, DOUG 0:23.67 0:49.51	17	NAPERVILLE IL	0:49.51
77)	MOSTELLER, DOUG 0:23.90 0:49.53	17	CEN CHESTER PA	0:49.53
78)	GARCIA, KEN 0:23.44 0:49.54	17	HOUSTON TX	0:49.54
78)	OSBORN, KRIS 0:23.44 0:49.54	16	CAPE ANN MA	0:49.54
80)	ZEPNICK, TIM 0:23.58 0:49.57	17	OSHKOSH WI	0:49.57
81)	MORRISSEY, TIM 0:24.15 0:49.58	16	BLUE ASH OH	0:49.58
82)	KLINEFELTER, MIKE 0:23.68 0:49.62	16	SUBURBAN EAST PA	0:49.62
83)	COCKERHAM, HAL 0:24.01 0:49.67	15	WINSTON-SALEM NC	0:49.67
84)	MEDEIROS, SCOTT 0:23.80 0:49.71	16	FALL RIVER MA	0:49.71
85)	ROBINS, GREG 0:23.58 0:49.72	17	PALISADES CA	0:49.72
86)	HOLEC, SCOTT 0:23.68 0:49.73	17	NEW HAVEN CT	0:49.73
87)	GALE, DOUG 0:23.77 0:49.77	16	BEAVERCREEK OH	0:49.77
88)	BREEDEN, MIKE 0:24.12 0:49.79	17	PARKERSBURG WV	0:49.79
89)	JOHNSON, ERIC 0:23.98 0:49.82	17	UPPER MAIN PA	0:49.82
89)	WALLACE, KIRK 0:24.58 0:49.82	17	FLUSHING NY	0:49.82
89)	HANSEN, ERIC 0:23.84 0:49.82	17	WESTPORT CT	0:49.82
92)	CARLSON, MATT 0:23.79 0:49.83	15	SOUTHINGTON CT	0:49.83
93)	HORD, JIM 0:23.42 0:49.84	18	HOUSTON TX	0:49.84
94)	HELMUTH, PATRICK 0:23.97 0:49.85	18	LOUISVILLE OH	0:49.85
94)	JENSEN, STEVEN 0:23.81 0:49.85	17	GRAND ISLAND NE	0:49.85
96)	ULRICH, WYATT 0:24.00 0:49.87	16	RED BANK NJ	0:49.87
97)	PRETTITORE, GLENN 0:23.61 0:49.88	16	RIDGEWOOD NJ	0:49.88
97)	O'CONNER, GREG 0:23.99 0:49.88	18	GRT BOSTON MA	0:49.88
99)	BUNKER, MORGAN 0:23.96 0:49.89	18	LAS VEGAS NV	0:49.89
99)	GUDMUNDSSON, MARKUS 0:23.55 0:49.89	18	BOISE FAMILY ID	0:49.89
101)	UKEN, DOUG 0:23.78 0:49.94	15	SOMERSET VAL NJ	0:49.94
101)	BOTT, JEFF 0:23.57 0:49.94	16	CEN CHESTER PA	0:49.94
103)	KILLIAN, TOM 0:23.94 0:49.99	18	WESTPORT CT	0:49.99
104)	BLANK, TOM 0:23.82 0:50.01	18	YOUNGSTOWN OH	0:50.01
105)	SIMPSON, BRIAN 0:24.42 0:50.03	16	NORTH CANTON OH	0:50.03
106)	TUMMINS, SCOTT 0:23.92 0:50.05	18	FAIRFIELD CT	0:50.05
107)	SLOAN, GREG 0:23.67 0:50.14	16	VINELAND NJ	0:50.14
108)	SZABO, AARON 0:23.77 0:50.15	16	ELKHART CTY IN	0:50.15
109)	FLANAGAN, KEVIN 0:39.20 0:50.16	15	N MIDDLESEX CT	0:50.16
110)	LARSON, THOR 0:24.32 0:50.18	16	GRAND ISLAND NE	0:50.18
111)	RYAN, MICHAEL 0:24.05 0:50.20	16	HAMDEN CT	0:50.20
112)	WUNDERLICH, JEFF 0:24.35 0:50.21	16	KOKOMO IN	0:50.21
113)	LEMEN, ERIC 0:24.31 0:50.23	15	ROCK ISLAND IL	0:50.23
114)	RUBERTO, JOSEPH 0:24.17 0:50.24	16	HAMILTON NJ	0:50.24
115)	STANKOV, NED 0:23.83 0:50.26	15	MANSFIELD OH	0:50.26
116)	HETTCHE, MATTHEW 0:24.29 0:50.27	16	STATE COLLEGE PA	0:50.27
116)	MAGUIRE, DAN 0:24.20 0:50.27	16	HUNTINGTON WV	0:50.27
118)	SCHMIDT, STEPHEN 0:24.11 0:50.30	17	ROANOKE VA	0:50.30
118)	LOSOLE, JAMES 0:24.32 0:50.30	17	MONTGOMERY AL	0:50.30
120)	BREESE, JASON 0:24.23 0:50.36	17	NAPERVILLE IL	0:50.36
121)	SIEGEL, CRAIG 0:23.99 0:50.38	17	FREEHOLD NJ	0:50.38
122)	ATKINS, SPENCER 0:24.05 0:50.39	17	CHAMPAIGN IL	0:50.39

EVENT : 26 MEN 'S 100 YARDS FREESTYLE (CONTINUED)

123)	OLSON, MICHAEL 0:24.12 0:50.41	17	CAPE ANN MA	0:50.41
124)	YANKEY, PAUL 0:23.97 0:50.42	16	HUNTINGTON NY	0:50.42
125)	VANFOSSEN, DON 0:23.23 0:50.46	17	S E FAMILY IN	0:50.46
126)	SCHELL, BILL 0:24.17 0:50.48	15	HARRISBURG PA	0:50.48
127)	CALLENDER, SEAN 0:24.51 0:50.49	17	RALEIGH NC	0:50.49
128)	STUMP, JON 0:24.10 0:50.51	16	BLOOMINGTON IL	0:50.51
128)	RODGERS, ALEX 0:24.35 0:50.51	17	CHAMPAIGN IL	0:50.51
130)	GIESE, GREG 0:24.31 0:50.52	16	CLAY-PLATTE MO	0:50.52
131)	ROGERS, JOHN 0:23.70 0:50.54	17	OLD COLONY Y MA	0:50.54
132)	MASCOLA, RICHARD 0:24.16 0:50.56	17	HUNTINGTON NY	0:50.56
132)	MILLIARD, MARC 0:23.83 0:50.56	15	MILWAUKEE WI	0:50.56
134)	FITZGERALD, JOHN 0:23.68 0:50.59	17	RAPID CITY SD	0:50.59
135)	LEVY, DAN 0:23.78 0:50.60	18	E DELAWARE PA	0:50.60
136)	GARLAND, BOB 0:24.35 0:50.61	17	SPRINGFIELD IL	0:50.61
137)	DONOVAN, BRAD 0:24.35 0:50.67	18	ELYRIA OH	0:50.67
138)	TRUCHI, YAS 0:24.00 0:50.69	18	AUBURN NY	0:50.69
138)	HARDACRE, MIKE 0:24.11 0:50.69	17	KOKOMO IN	0:50.69
140)	SPRINGER, DOUG 0:24.14 0:50.75	17	AUBURN NY	0:50.75
141)	MCGEORGE, DAVID 0:23.87 0:50.76	14	BELLEFONTE PA	0:50.76
142)	CAPONI, STEVE 0:23.67 0:50.79	18	E DELAWARE PA	0:50.79
143)	MCCRULEY, JASON 0:23.95 0:50.81	17	AKRON MET OH	0:50.81
144)	SCOTT, MARK 0:24.30 0:50.82	16	ROCHESTER MI	0:50.82
145)	KALINOWSKI, DAVID 0:24.26 0:50.84	17	GRT SCRANTON PA	0:50.84
146)	MORDY, CHARLES 0:24.34 0:50.85	16	NEW CANAAN CT	0:50.85
147)	PEAL, RYAN 0:24.25 0:50.89	15	LEXINGTON KY	0:50.89
148)	DOERRE, PAUL 0:24.20 0:50.91	17	MADISON WEST WI	0:50.91
149)	BECKMAN, PAUL 0:24.55 0:50.92	16	ASHTABULA OH	0:50.92
150)	BESLER, STEVE 0:23.47 0:50.97	17	LAKE REGION IL	0:50.97
151)	DEWAREST, KEN 0:24.13 0:51.00	17	SOMERSET VAL NJ	0:51.00
152)	ROSEPAPA, KEVIN 0:24.17 0:51.01	15	WHEELING WV	0:51.01
153)	CHANG, MICHAEL 0:24.57 0:51.03	14	GLENDALE CA	0:51.03
154)	DEWITT, JACK 0:24.53 0:51.04	15	LAKELAND NJ	0:51.04
155)	HASSINGER, CHAD 0:23.98 0:51.06	17	CHAMPAIGN IL	0:51.06
156)	SHAW, PAUL 0:24.50 0:51.08	16	CHAPEL HILL NC	0:51.08
157)	ROBLING, STEVE 0:24.74 0:51.10	17	MIDDLETOWN OH	0:51.10
158)	GREEPS, PAUL 0:24.42 0:51.15	16	BALTIMORE MD	0:51.15
159)	SPELKE, JON 0:24.81 0:51.16	18	NEW CANAAN CT	0:51.16
160)	MICHAELS, MATT 0:24.46 0:51.19	16	ELYRIA OH	0:51.19
161)	DWYER, JAMES 0:23.70 0:51.20	18	ROCKLAND NY	0:51.20
162)	OHSBERG, CARL 0:24.17 0:51.26	18	HUNTINGTON NY	0:51.26
163)	MOSS, DOUG 0:24.34 0:51.29	16	INDIAN BOUND IL	0:51.29
164)	DEMCSIK, DAREN 0:24.47 0:51.32	14	FLUSHING NY	0:51.32
165)	BICKNER, BRIAN 0:24.80 0:51.33	18	KISHWAUKEE IL	0:51.33
166)	NEZNEK, KEVIN 0:23.90 0:51.36	15	FAIRFIELD CT	0:51.36
167)	TOLSON, TODD 0:24.79 0:51.37	16	NORTH CANTON OH	0:51.37
168)	PETERSON, KARL 0:24.66 0:51.38	16	SOUTH BEND IN	0:51.38
169)	SCHROEDX, JOHN 0:24.37 0:51.40	17	EASTSIDE PA	0:51.40
170)	NIST, DOUG 0:24.44 0:51.42	16	MASSILLON OH	0:51.42
171)	BENNETT, DAVE 0:24.43 0:51.50	17	U PENINSULA MI	0:51.50
171)	COHEN, BRIAN 0:24.25 0:51.50	16	VINELAND NJ	0:51.50
173)	KINKEMA, BRAD 0:24.31 0:51.52	16	NORTH CANTON OH	0:51.52
173)	KINSMA, SHAWN 0:24.41 0:51.52	16	FORD CENTRAL MI	0:51.52
175)	VEREB, BRIAN 0:24.94 0:51.66	17	EASTSIDE PA	0:51.66
176)	LOVELY, CHRIS 0:24.78 0:52.33	17	HAVERHILL MA	0:52.33
177)	BLACKFORD, MIKE 0:25.35 0:52.51	17	SIDNEY-SHELBY OH	0:52.51
178)	HORNBACHER, STEVEN 0:25.19 0:52.62	17	FARGO ND	0:52.62
179)	YONAN, SAM 0:24.91 0:53.15	16	ROCHESTER MI	0:53.15
180)	MARCO, TODD 0:25.00 0:53.20	17	BATH AREA ME	0:53.20
	TATE, DAVID	17	YORK AND YORK PA	DISQUAL-NS
	MUCHOW, STEPHEN	17	ANNE ARUNDEL MD	DISQUAL-NS

EVENT : 27 WOMEN 'S 200 YARDS BACKSTROKE **********

NATIONAL RECORD 2:01.83 S.GRIFFITH WAYNESBORO, VA 4-17-86

QUALIFYING FOR NATIONALS 2:21.79

PLACE	NAME	YEAR	TEAM	TRIALS	FINAL
CHAMPIONSHIP FINAL					
1)	GRIFFITH, GINNY 0:27.97 0:58.58 1:29.75 2:01.12	16	WAYNESBORO VA	2:03.81	2:01.12 **

** NATIONAL RECORD

(CONTINUED ON NEXT PAGE)

EVENT : 27 WOMEN 'S 200 YARDS BACKSTROKE (CONTINUED)

2)	ANDREN, KARIN 0:27.97 0:59.05	17 WILTON CT 1:30.67 2:02.98	2:04.99	2:02.98
3)	PHILBECK, TANYA 0:27.92 0:59.61	16 SPARTANBURG SC 1:31.82 2:04.48	2:05.35	2:04.48
4)	BRINSON, SIDNEY 0:29.16 1:00.68	17 COLLIER CTY FL 1:33.12 2:06.04	2:07.91	2:06.04
5)	KENNEY, MELDON 0:29.06 1:00.34	17 LAS VEGAS NV 1:32.56 2:06.30	2:07.01	2:06.30
6)	SHELTON, BECKY 0:29.24 1:01.60	16 BOISE FAMILY ID 1:34.76 2:07.78	2:06.00	2:07.78
7)	HUCAL, KIM 0:28.90 1:00.90	16 CHAMPAIGN IL 1:34.21 2:07.94	2:06.48	2:07.94
8)	FREEMAN, ELIZABETH 0:29.44 1:01.59	16 NAPERVILLE IL 1:35.17 2:09.32	2:09.18	2:09.32

CONSOLATION FINAL

9)	CURRY, MEEBAN 0:29.96 1:02.22	16 NEW CANAAN CT 1:34.93 2:07.78	2:09.23	2:07.78
10)	CAMPBELL, COLLEEN 0:29.00 1:01.31	17 READING PA 1:34.92 2:08.07	2:10.84	2:08.07
11)	DAVIS, KERI 0:30.02 1:02.86	16 WILTON CT 1:35.67 2:08.28	2:10.89	2:08.28
12)	CALDWELL, HEATHER 0:29.90 1:02.73	16 LAS VEGAS NV 1:35.66 2:08.38	2:09.66	2:08.38
13)	BOLIVER, MARGIE 0:29.85 1:02.64	16 CHARLOTTES. VA 1:36.62 2:10.66	2:10.48	2:10.66
14)	KUETHER, KAREN 0:29.95 1:02.79	16 SPARTANBURG SC 1:36.42 2:10.68	2:10.49	2:10.68
15)	LEGGIN, JULIE 0:30.08 1:02.89	17 MORRIS CENTER NJ 1:36.58 2:10.72	2:09.96	2:10.72
16)	WYMAN, ANN 0:30.04 1:02.97	17 FANWOOD NJ 1:37.39 2:11.92	2:11.75	2:11.92

1)	GRIFFITH, GINNY 0:28.43 0:59.48	16 WAYNESBORO VA 1:31.56 2:03.81	2:03.81	21)	YUTZY, JULIE 0:29.92 1:03.35	17 CUMBERLAND MD 1:38.31 2:13.15	2:13.15
2)	ANDREN, KARIN 0:28.38 1:00.31	17 WILTON CT 1:32.46 2:04.99	2:04.99	22)	REITZ, SHARON 0:29.50 1:02.16	17 OAK PARK IL 1:37.01 2:13.23	2:13.23
3)	PHILBECK, TANYA 0:28.48 1:00.04	16 SPARTANBURG SC 1:32.66 2:05.35	2:05.35	23)	NEWLAND, SHAWNA 0:29.85 1:02.92	17 ANDOVER NORTH MA 1:37.48 2:13.24	2:13.24
4)	SHELTON, BECKY 0:29.66 1:01.52	16 BOISE FAMILY ID 1:33.93 2:06.00	2:06.00	23)	ILL, KATIE 0:30.70 1:04.12	17 KALAMAZOO MI 1:38.63 2:13.24	2:13.24
5)	HUCAL, KIM 0:29.58 1:02.25	16 CHAMPAIGN IL 1:34.73 2:06.48	2:06.48	25)	SMITH, JENNIFER 0:29.92 1:03.49	16 RIDGEWOOD NJ 1:38.41 2:13.50	2:13.50
6)	KENNEY, MELDON 0:30.31 1:02.35	17 LAS VEGAS NV 1:34.60 2:07.01	2:07.01	26)	OLSON, JENNIFER 0:30.47 1:03.81	16 NAPERVILLE IL 1:38.64 2:14.23	2:14.23
7)	BRINSON, SIDNEY 0:29.95 1:02.36	17 COLLIER CTY FL 1:35.85 2:07.91	2:07.91	27)	REBERGER, DIANE 0:30.45 1:04.47	15 BOISE FAMILY ID 1:39.56 2:14.34	2:14.34
8)	FREEMAN, ELIZABETH 0:30.14 1:02.63	16 NAPERVILLE IL 1:35.98 2:09.18	2:09.18	28)	NAPOLITANO, GINA 0:30.71 1:04.28	17 WILTON CT 1:38.99 2:14.38	2:14.38
9)	CURRY, MEEBAN 0:30.19 1:02.72	16 NEW CANAAN CT 1:35.89 2:09.23	2:09.23	29)	NENTON, MARSHA 0:29.71 1:02.81	14 NAPERVILLE IL 1:38.62 2:14.39	2:14.39
10)	CALDWELL, HEATHER 0:29.64 1:02.01	16 LAS VEGAS NV 1:35.18 2:09.66	2:09.66	30)	DREESEN, NICOLE 0:30.18 1:04.11	14 HOUSTON TX 1:38.92 2:14.53	2:14.53
11)	LEGGIN, JULIE 0:29.87 1:02.63	17 MORRIS CENTER NJ 1:36.11 2:09.96	2:09.96	31)	REINHART, DAWN 0:31.19 1:05.43	16 SOUTH TOLEDO OH 1:40.07 2:14.90	2:14.90
12)	BOLIVER, MARGIE 0:29.72 1:02.44	16 CHARLOTTES. VA 1:36.19 2:10.48	2:10.48	32)	WHOWELL, RALLEE 0:30.12 1:03.72	18 MILWAUKEE WI 1:39.23 2:15.02	2:15.02
13)	KUETHER, KAREN 0:30.02 1:02.97	16 SPARTANBURG SC 1:36.71 2:10.49	2:10.49	33)	KAPLAN, LAURA 0:30.55 1:05.19	17 NEW CANAAN CT 1:40.22 2:15.03	2:15.03
14)	CAMPBELL, COLLEEN 0:29.71 1:02.38	17 READING PA 1:36.07 2:10.84	2:10.84	34)	PARKE, AMY 0:31.65 1:06.26	18 EAST SUB. PA 1:40.97 2:15.05	2:15.05
15)	DAVIS, KERI 0:29.96 1:02.95	16 WILTON CT 1:36.78 2:10.89	2:10.89	35)	STALNAKER, STEPHANIE 0:30.23 1:03.83	15 PARKERSBURG WV 1:39.29 2:15.26	2:15.26
16)	WYMAN, ANN 0:30.00 1:02.59	17 FANWOOD NJ 1:36.74 2:11.75	2:11.75	36)	DAVIDSON, MICHELLE 0:31.38 1:05.11	16 RED BANK NJ 1:40.41 2:15.28	2:15.28
17)	RUNYON, BOBBI JO 0:30.14 1:02.84	15 COLLIER CTY FL 1:36.75 2:11.79	2:11.79	37)	TRAER, JEANNE 0:29.76 1:03.92	14 CEN VIRGINA VA 1:39.59 2:15.58	2:15.58
18)	LUBECK, KIMBERLY 0:30.38 1:03.32	16 WILTON CT 1:37.99 2:12.12	2:12.12	38)	WEAVER, JULIE 0:29.52 1:03.08	13 S E FAMILY IN 1:38.78 2:15.75	2:15.75
19)	CUPPARI, RIA 0:30.25 1:03.77	16 FANWOOD NJ 1:38.80 2:12.59	2:12.59	38)	ROSSI, JENNY 0:30.67 1:04.35	16 SOMERSET NJ 1:39.28 2:15.75	2:15.75
20)	BODBY, KELLY 0:30.86 1:03.49	17 BLUE ASH OH 1:38.22 2:13.04	2:13.04	40)	FURBURG, HELENA 0:31.14 1:05.39	17 WINSTON-SALEM NC 1:40.84 2:16.29	2:16.29

EVENT : 27 WOMEN 'S 200 YARDS BACKSTROKE (CONTINUED)

41)	WISE, TAMMY 0:31.64 1:06.10	13 NEW CANAAN CT 1:41.03 2:16.33	2:16.33	77) ANDERSON, ANDREA 0:31.99 1:07.61
42)	COLE, COLLEEN 0:31.42 1:05.69	15 LAKELAND NJ 1:40.53 2:16.38	2:16.38	78) RUSHWITZ, JENNY 0:31.33 1:06.46
43)	BOJANIC, KRISTEN 0:31.53 1:06.39	13 SUBURBAN EAST PA 1:41.30 2:16.56	2:16.56	79) KELLY, LAUREN 0:31.41 1:06.03
44)	BOSSIN, SARA 0:30.77 1:05.16	14 OAK PARK IL 1:40.49 2:16.72	2:16.72	80) REES, LEE 0:32.18 1:07.37
45)	STEVENS, HEATHER 0:31.01 1:05.74	14 NEW CANAAN CT 1:41.49 2:16.74	2:16.74	81) MAGINEY, JULIE 0:32.38 1:07.88
46)	MERWARTH, JENNY 0:31.31 1:05.63	13 ANNE ARUNDEL MD 1:40.66 2:16.86	2:16.86	81) KELLER, KATHERINE 0:32.39 1:07.69
47)	MURRAY, JOAN 0:31.62 1:06.10	17 COLLIER CTY FL 1:41.78 2:16.96	2:16.96	83) BANKS, BARABRA 0:32.97 1:09.05
48)	DENSON, DESIREE 0:30.21 1:04.52	16 JANESVILLE WI 1:40.31 2:17.02	2:17.02	84) RAKOSKI, KRIS 0:30.89 1:05.64
49)	GIORDANO, ANNE 0:31.35 1:05.58	16 NEW HAVEN CT 1:40.97 2:17.31	2:17.31	85) DEBOOR, LIZ 0:31.59 1:06.89
50)	COLE, CARRINGTON 0:31.44 1:05.93	15 ROANOKE VA 1:41.71 2:17.33	2:17.33	86) DALY, CAROLYN 0:31.75 1:07.33
51)	MAUE, CHERI 0:31.55 1:05.96	14 COLLIER CTY FL 1:41.43 2:17.39	2:17.39	87) SULLIVAN, KELLY 0:30.33 1:05.45
52)	HOWERTON, SARAH 0:30.40 1:04.73	15 CEN VIRGINA VA 1:41.08 2:17.43	2:17.43	88) CIZEK, LAURIE 0:32.12 1:07.38
53)	LASLO, KAREN 0:31.51 1:06.01	16 CEN CHESTER PA 1:41.66 2:17.48	2:17.48	89) BARFIELD, HELEN 0:32.51 1:08.62
54)	MARTINEZ, CLAUDINE 0:31.41 1:05.93	14 SAN PEDRO CA 1:41.51 2:17.68	2:17.68	90) RABY, WENDY 0:32.25 1:07.19
55)	MARTIN, ERIN 0:31.32 1:06.64	16 RALEIGH NC 1:43.21 2:17.74	2:17.74	91) MILLER, KRISTA 0:31.39 1:06.96
56)	EGGLESTON, JILL 0:31.74 1:06.39	16 SARASOTA FL 1:41.78 2:17.77	2:17.77	92) WOODLOCK, TRACEY 0:31.28 1:06.62
57)	SHEA, JULIE 0:31.66 1:06.82	15 ROANOKE VA 1:42.48 2:17.79	2:17.79	93) PAULAITIS, ERIN 0:31.64 1:07.38
58)	BERARDINELLI, DAWN 0:31.44 1:06.21	17 E DELAWARE PA 1:41.85 2:17.86	2:17.86	94) NISKANEN, NOORA 0:31.73 1:07.17
59)	PARSONS, MOLLY 0:31.72 1:06.49	16 NEWARK OH 1:42.85 2:18.02	2:18.02	95) SULLIVAN, COLLEEN 0:31.57 1:07.33
60)	YANTZER, MISSY 0:30.64 1:04.80	17 MISSOURI MO 1:41.21 2:18.18	2:18.18	96) RIBERA, MONICA 0:31.88 1:08.12
61)	CASSIDY, LYNNE 0:31.46 1:06.87	17 WESTFIELD NJ 1:43.17 2:18.45	2:18.45	97) HIGHTOWER, HOLLY 0:32.28 1:08.18
62)	HIRSHKIND, KIERA 0:31.98 1:06.14	17 MORRIS CENTER NJ 1:42.12 2:18.92	2:18.92	98) WOODS, KRISTEN 0:31.85 1:06.81
63)	LARGE, CHRISTINE 0:31.67 1:06.64	16 NEW CANAAN CT 1:42.96 2:19.12	2:19.12	99) TEMPLE, JENNIFER 0:32.46 1:08.99
64)	PARSONS, WHITNEY 0:31.48 1:06.13	15 RIDGEWOOD NJ 1:41.99 2:19.13	2:19.13	100) GRAHAM, JAMIE 0:32.74 1:08.28
65)	SHEFFIELD, NATALIE 0:30.67 1:05.17	14 NAPERVILLE IL 1:42.31 2:19.17	2:19.17	101) YATES, ALI 0:30.74 1:06.08
66)	CHARLES, ABBY 0:31.76 1:06.67	18 WESTPORT CT 1:42.82 2:19.18	2:19.18	102) FISCH, SUZANNE 0:31.89 1:07.43
67)	OBEDIN, STACY 0:31.48 1:06.22	14 FANWOOD NJ 1:42.39 2:19.23	2:19.23	103) CHAPMAN, JENNI 0:32.55 1:09.05
68)	PFALTZGRAFF, SUZANNE 0:31.40 1:06.34	15 UPPER MAIN PA 1:42.58 2:19.33	2:19.33	104) WHITING, SUE 0:31.81 1:07.35
69)	COMEAU, TERRI 0:31.96 1:07.23	17 St AUGUSTINE FL 1:43.65 2:19.36	2:19.36	105) PANTER, LIZ 0:32.15 1:08.73
70)	MILLER, AMY 0:32.44 1:07.48	24 WHEELING WV 1:43.46 2:19.43	2:19.43	106) REYNOLDS, LORI 0:33.62 1:09.39
71)	REINHARD, RUTH 0:31.38 1:07.19	16 LAKELAND NJ 1:43.52 2:19.48	2:19.48	107) KEECH, DONNELLE 0:32.83 1:08.92
72)	LAZARSKI, BEVERLY 0:30.96 1:05.59	15 CEN CHESTER PA 1:42.31 2:19.50	2:19.50	108) FOX, MICHELE 0:30.88 1:06.62
73)	PAGANO, DANIELLE 0:31.09 1:05.61	14 WILTON CT 1:42.53 2:19.53	2:19.53	109) DEAN, ALLISON 0:32.62 1:08.68
74)	INGARDIA, EVA 0:31.54 1:06.63	15 DARIEN CT 1:42.83 2:20.04	2:20.04	110) WILSON, JENNIFER 0:32.61 1:08.88
75)	HODGES, A. KELLER 0:31.38 1:06.98	18 ROANOKE VA 1:43.18 2:20.09	2:20.09	111) CHURINS, ALLYSON 0:33.65 1:11.01
76)	CARNEY, KRISTA 0:31.94 1:06.82	16 ANDOVER NORTH MA 1:43.42 2:20.16	2:20.16	112) RUGGIERO, JEANNINE 0:31.53 1:07.45

77)	ANDERSON, ANDREA 0:31.99 1:07.61	18 KALAMAZOO MI 1:44.07 2:20.31	2:20.31
78)	RUSHWITZ, JENNY 0:31.33 1:06.46	16 WAUKESHA WI 1:43.07 2:20.35	2:20.35
79)	KELLY, LAUREN 0:31.41 1:06.83	14 NAPERVILLE IL 1:43.26 2:20.60	2:20.60
80)	REES, LEE 0:32.18 1:07.37	17 HOWARD COUNTY MD 1:43.87 2:20.67	2:20.67
81)	MAGINEY, JULIE 0:32.38 1:07.88	17 STATE COLLEGE PA 1:44.12 2:20.73	2:20.73
81)	KELLER, KATHERINE 0:32.39 1:07.69	13 St AUGUSTINE FL 1:44.68 2:20.73	2:20.73
83)	BANKS, BARABRA 0:32.97 1:09.05	14 LAKELAND NJ 1:45.82 2:20.76	2:20.76
84)	RAKOSKI, KRIS 0:30.89 1:05.64	13 GRT JOLIET IL 1:42.53 2:20.79	2:20.79
85)	DEBOOR, LIZ 0:31.59 1:06.89	16 LEXINGTON KY 1:43.88 2:20.89	2:20.89
86)	DALY, CAROLYN 0:31.75 1:07.33	16 MORRIS CENTER NJ 1:44.29 2:21.08	2:21.08
87)	SULLIVAN, KELLY 0:30.33 1:05.45	17 GRT SEATTLE WA 1:42.53 2:21.11	2:21.11
88)	CIZEK, LAURIE 0:32.12 1:07.38	18 DARIEN CT 1:43.89 2:21.38	2:21.38
89)	BARFIELD, HELEN 0:32.51 1:08.62	14 WILMINGTON NC 1:45.39 2:21.39	2:21.39
90)	RABY, WENDY 0:32.25 1:07.19	17 HOUSTON TX 1:43.74 2:21.57	2:21.57
91)	MILLER, KRISTA 0:31.39 1:06.96	15 READING PA 1:44.74 2:21.64	2:21.64
92)	WOODLOCK, TRACEY 0:31.28 1:06.62	16 RED BANK NJ 1:44.01 2:21.68	2:21.68
93)	PAULAITIS, ERIN 0:31.64 1:07.38	15 CECIL COUNTY MD 1:44.31 2:21.72	2:21.72
94)	NISKANEN, NOORA 0:31.73 1:07.17	14 CHARLOTTES. VA 1:44.43 2:21.74	2:21.74
95)	SULLIVAN, COLLEEN 0:31.57 1:07.33	18 DAYTON N.W. OH 1:44.16 2:21.87	2:21.87
96)	RIBERA, MONICA 0:31.88 1:08.12	15 SIDNEY-SHELBY OH 1:44.68 2:21.91	2:21.91
97)	HIGHTOWER, HOLLY 0:32.28 1:08.18	14 WESTPORT CT 1:44.84 2:22.36	2:22.36
98)	WOODS, KRISTEN 0:31.85 1:06.81	18 CAPE ANN MA 1:43.89 2:22.46	2:22.46
99)	TEMPLE, JENNIFER 0:32.46 1:08.99	14 HOUSTON TX 1:46.89 2:22.57	2:22.57
100)	GRAHAM, JAMIE 0:32.74 1:08.28	16 HAVERHILL MA 1:45.88 2:22.66	2:22.66
101)	YATES, ALI 0:30.74 1:06.08	15 NASHUA NH 1:44.75 2:22.73	2:22.73
102)	FISCH, SUZANNE 0:31.89 1:07.43	17 TOWSON MD 1:44.57 2:22.74	2:22.74
103)	CHAPMAN, JENNI 0:32.55 1:09.05	15 SPRINGFIELD IL 1:45.93 2:22.93	2:22.93
104)	WHITING, SUE 0:31.81 1:07.35	15 DEER PATH NJ 1:45.88 2:22.94	2:22.94
105)	PANTER, LIZ 0:32.15 1:08.73	14 FORD CENTRAL MI 1:46.86 2:22.99	2:22.99
106)	REYNOLDS, LORI 0:33.62 1:09.39	15 BLUE ASH OH 1:46.61 2:23.51	2:23.51
107)	KEECH, DONNELLE 0:32.83 1:08.92	18 FREDERICK MD 1:45.71 2:23.59	2:23.59
108)	FOX, MICHELE 0:30.88 1:06.62	17 ANDOVER NORTH MA 1:44.45 2:23.93	2:23.93
109)	DEAN, ALLISON 0:32.62 1:08.68	13 SOUTHINGTON CT 1:47.87 2:25.85	2:25.85
110)	WILSON, JENNIFER 0:32.61 1:08.88	14 MDI BARHARBOR ME 1:46.37 2:25.86	2:25.86
111)	CHURINS, ALLYSON 0:33.65 1:11.01	16 BATH AREA ME 1:49.36 2:27.28	2:27.28
112)	RUGGIERO, JEANNINE 0:31.53 1:07.45	15 FLUSHING NY 1:47.45 2:27.43	2:27.43

EVENT : 27 WOMEN 'S 200 YARDS BACKSTROKE (CONTINUED)

KULA, LINDA 17 S W INDIANA IN DISQUAL — NS

ASHLEY, KATE 15 PRINCETON NJ DISQUAL — NS

EVENT : 28 MEN 'S 200 YARDS BACKSTROKE

NATIONAL RECORD 1:51.98 J.SALZMAN SARASOTA, FL 1988

QUALIFYING FOR NATIONALS 2:10.09

PLACE	NAME	YEAR	TEAM	TRIALS	FINAL
CHAMPIONSHIP FINAL					
1)	SCHWENK, WILLIAM	15	SARASOTA FL	1:53.58	1:50.01 **
	0:25.16 0:52.54	1:28.85	1:50.01		
** NATIONAL RECORD					
2)	BIBELLOW, STEVE	15	S E FAMILY IN	1:52.56	1:51.69
	0:25.15 0:52.88	1:21.76	1:51.69		
3)	TAYLOR, CHRIS	16	CHARLOTTES. VA	1:55.14	1:52.24
	0:25.28 0:53.60	1:22.83	1:52.24		
4)	BELCHER, JAMES	17	SARASOTA FL	1:56.24	1:55.46
	0:26.70 0:55.99	1:25.42	1:55.46		
5)	O'BRIEN, MARK	17	COLLIER CTY FL	1:56.71	1:56.11
	0:26.06 0:55.16	1:25.20	1:56.11		
6)	MAMESNIK, ERIC	16	BUTLER PA	1:57.85	1:56.46
	0:26.36 0:55.56	1:26.23	1:56.46		
7)	RENSKI, BOB	18	BEAVERCREEK OH	1:57.69	1:59.00
	0:27.28 0:57.69	1:28.27	1:59.00		
8)	DELISLE, TONY	17	DAYTONA BEACH FL	1:55.32	2:00.17
	0:26.83 0:56.58	1:27.53	2:00.17		
CONSOLATION FINAL					
9)	IMEMBA, EUGENE	17	RED BANK NJ	1:58.72	1:56.00
	0:26.75 0:56.04	1:25.64	1:56.00		
10)	RAD, ARIEL	15	RED BANK NJ	1:58.63	1:57.79
	0:28.09 0:56.98	1:27.31	1:57.79		
11)	WHOWELL, TOM	16	MILWAUKEE WI	1:59.36	1:58.55
	0:27.42 0:57.71	1:28.09	1:58.55		
12)	SNEAD, DAVID	18	CEN VIRGINA VA	2:00.13	1:59.44
	0:26.00 0:55.72	1:27.10	1:59.44		
13)	TAGGART, STEVE	17	KANKAKEE IL	2:00.48	1:59.93
	0:27.30 0:57.39	1:28.45	1:59.93		
14)	GREENE, WILLIAM	17	WILTON CT	2:00.45	2:00.57
	0:27.05 0:57.00	1:28.07	2:00.57		
15)	NORDHOFF, CHIP	16	WILTON CT	1:59.77	2:01.92
	0:27.47 0:57.28	1:28.77	2:01.92		
16)	DICK, JASON	16	NAPERVILLE IL	2:00.93	2:04.46
	0:27.90 0:59.24	1:31.94	2:04.46		

1)	BIBELLOW, STEVE	15	S E FAMILY IN	1:52.56	16)	DICK, JASON	16	NAPERVILLE IL	2:00.93
	0:25.83 0:54.34	1:23.18	1:52.56			0:27.92 0:58.89	1:30.63	2:00.93	
2)	SCHWENK, WILLIAM	15	SARASOTA FL	1:53.58	17)	O'MARA, JERRY	17	SOMERSET NJ	2:00.97
	0:26.03 0:54.47	1:23.76	1:53.58			0:28.09 0:58.16	1:29.83	2:00.97	
3)	TAYLOR, CHRIS	16	CHARLOTTES. VA	1:55.14	18)	HAMRICK, JAMES	16	CHAPEL HILL NC	2:01.01
	0:25.90 0:54.90	1:25.41	1:55.14			0:27.61 0:58.04	1:29.54	2:01.01	
4)	DELISLE, TONY	17	DAYTONA BEACH FL	1:55.32	19)	SPEAR, MARK	18	CAPE ANN MA	2:01.09
	0:26.74 0:55.98	1:25.24	1:55.32			0:27.25 0:57.85	1:29.73	2:01.09	
5)	BELCHER, JAMES	17	SARASOTA FL	1:56.24	20)	LANE, WILL	16	CHAMPAIGN IL	2:01.32
	0:26.96 0:56.22	1:25.86	1:56.24			0:27.84 0:58.68	1:30.20	2:01.32	
6)	O'BRIEN, MARK	17	COLLIER CTY FL	1:56.71	21)	MILLER, RUSTY	16	NEW CANAAN CT	2:01.37
	0:26.62 0:55.56	1:25.66	1:56.71			0:26.89 0:56.58	1:28.62	2:01.37	
7)	RENSKI, BOB	18	BEAVERCREEK OH	1:57.69	22)	ZOLLNER, PAUL	16	GRT JOLIET IL	2:01.38
	0:26.87 0:56.45	1:27.88	1:57.69			0:27.80 0:58.32	1:29.70	2:01.38	
8)	MAMESNIK, ERIC	16	BUTLER PA	1:57.85	23)	GARDINER, ALLEN	17	WESTFIELD NJ	2:01.53
	0:26.68 0:56.46	1:27.37	1:57.85			0:27.88 0:57.33	1:29.29	2:01.53	
9)	RAD, ARIEL	15	RED BANK NJ	1:58.63	24)	CURTIS, JIM	16	UPPER MAIN PA	2:01.85
	0:27.52 0:57.24	1:28.19	1:58.63			0:27.84 0:57.00	1:28.91	2:01.85	
10)	IMEMBA, EUGENE	17	RED BANK NJ	1:58.72	25)	FINGALSON, STEVEN	17	KNOXVILLE TN	2:01.88
	0:27.18 0:56.42	1:26.82	1:58.72			0:28.13 0:58.33	1:29.46	2:01.88	
11)	WHOWELL, TOM	16	MILWAUKEE WI	1:59.36	26)	KOWALL, THOMAS	17	GRT JOLIET IL	2:01.92
	0:27.58 0:57.82	1:28.56	1:59.36			0:28.16 0:58.87	1:30.15	2:01.92	
12)	NORDHOFF, CHIP	16	WILTON CT	1:59.77	27)	REETZ, SETH	16	HUNTINGTON WV	2:02.20
	0:27.30 0:57.52	1:28.33	1:59.77			0:27.35 0:58.50	1:30.47	2:02.20	
13)	SNEAD, DAVID	18	CEN VIRGINA VA	2:00.13	28)	FRICKER, ERIK	17	RED BANK NJ	2:02.36
	0:27.14 0:57.28	1:28.56	2:00.13			0:27.55 0:58.18	1:29.75	2:02.36	
14)	GREENE, WILLIAM	17	WILTON CT	2:00.45	29)	MCKINNEY, JIMMY	17	St AUGUSTINE FL	2:02.38
	0:27.09 0:57.24	1:28.88	2:00.45			0:28.28 0:59.27	1:30.84	2:02.38	
15)	TAGGART, STEVE	17	KANKAKEE IL	2:00.48	30)	MICHEL, ALEX	16	NEW CANAAN CT	2:02.43
	0:26.80 0:56.42	1:27.15	2:00.48			0:26.73 0:57.03	1:28.33	2:02.43	

EVENT : 28 MEN 'S 200 YARDS BACKSTROKE

30)	JONES, ANDY	16	UPPER MAIN PA	2:02.43	
	0:27.29 0:57.92	1:29.93	2:02.43		
32)	KETT, JOHN	16	CHARLOTTES. VA	2:02.50	
	0:27.65 0:57.19	1:29.33	2:02.50		
33)	DEATON, TED	17	GRT SEATTLE WA	2:03.02	
	0:27.55 0:58.60	1:30.20	2:03.02		
34)	BAUSHCOME, JAMIE	16	GREENVILLE SC	2:03.07	
	0:28.87 0:59.90	1:31.47	2:03.07		
35)	SCHNIEDER, AARON	16	SARASOTA FL	2:03.15	
	0:27.65 0:58.90	1:30.68	2:03.15		
36)	BURDA, AARON	15	GLENDALE CA	2:03.23	
	0:28.50 1:00.18	1:31.62	2:03.23		
37)	FRICKER, KURT	16	RED BANK NJ	2:03.30	
	0:28.21 0:59.43	1:31.27	2:03.30		
38)	NEIBAUER, MARK	17	S E FAMILY IN	2:03.39	
	0:27.96 0:58.28	1:30.33	2:03.39		
39)	WALSH, ROB	16	LAKELAND NJ	2:03.54	
	0:28.14 0:59.57	1:31.11	2:03.54		
40)	DEDAPUR, NICK	15	HAMDEN CT	2:03.69	
	0:28.88 0:59.32	1:31.35	2:03.69		
41)	HERRINGTON, THOMAS	13	SARASOTA FL	2:03.85	
	0:29.10 1:00.13	1:31.82	2:03.85		
42)	LOCKYER, ROCH	17	NEW HAVEN CT	2:03.97	
	0:28.07 0:58.74	1:30.64	2:03.97		
43)	BILLINGS, CRAIG	16	MILWAUKEE WI	2:04.02	
	0:28.35 0:59.48	1:31.86	2:04.02		
44)	GORMAN, BENJAMIN	15	LENAWEE CTY. MI	2:04.09	
	0:27.87 0:59.25	1:31.86	2:04.09		
45)	SWANSON, ERIC	17	FLUSHING NY	2:04.34	
	0:28.68 0:59.51	1:32.37	2:04.34		
46)	MOSICK, STEVE	16	SOUTH BEND IN	2:04.37	
	0:29.03 0:59.98	1:32.28	2:04.37		
47)	RIOS, VIC	17	LAKELAND NJ	2:04.72	
	0:27.74 0:59.32	1:31.79	2:04.72		
48)	BARRETT, JOHN	17	TOWSON MD	2:04.74	
	0:28.88 1:00.41	1:32.61	2:04.74		
49)	LEYSHON, RICHARD	18	CAMBRIDGE OH	2:04.75	
	0:28.06 0:59.12	1:31.57	2:04.75		
50)	HENRY, KEITH	18	WALLINGFORD CT	2:04.80	
	0:27.54 0:58.25	1:30.70	2:04.80		
51)	THOMPSON, BRIAN	17	HAMILTON NJ	2:05.21	
	0:28.79 1:00.12	1:32.39	2:05.21		
52)	GOULDSON, SEAN	14	GRT LOWELL MA	2:05.22	
	0:28.14 0:59.38	1:33.82	2:05.22		
53)	ALBRECHT, CHRIS	17	HANOVER PA	2:05.41	
	0:28.26 1:00.00	1:31.60	2:05.41		
53)	GIFFORD, ROB	16	KOKOMO IN	2:05.41	
	0:27.69 0:59.45	1:32.27	2:05.41		
55)	GATEWOOD, DAVE	15	CAPE ANN MA	2:05.52	
	0:29.35 1:02.11	1:34.17	2:05.52		
56)	SCHUBERT, BRIAN	15	LAS VEGAS NV	2:05.65	
	0:28.10 0:59.96	1:33.00	2:05.65		
57)	HAMILTON, ED	17	FANWOOD NJ	2:05.75	
	0:28.21 0:59.53	1:32.11	2:05.75		
57)	ROWLEY, JOHN	18	COLLIER CTY FL	2:05.75	
	0:28.35 0:59.50	1:32.14	2:05.75		
59)	BALIOTTI, MARC	16	NEW CANAAN CT	2:05.80	
	0:27.66 0:59.00	1:31.39	2:05.80		
60)	REDD, HOWARD	18	SAN PEDRO CA	2:05.81	
	0:29.14 1:01.14	1:33.57	2:05.81		
61)	LARSON, THOR	16	GRAND ISLAND NE	2:05.94	
	0:27.94 0:59.17	1:32.15	2:05.94		
62)	AUSTIN, JAMES	16	FANWOOD NJ	2:06.12	
	0:28.77 1:01.41	1:33.94	2:06.12		
63)	BRENT, MICHELL	17	TOPEKA KS	2:06.14	
	0:28.77 1:01.15	1:32.61	2:06.14		
64)	MCMULLEN, TIM	16	CLAY-PLATTE MO	2:06.25	
	0:29.44 1:01.04	1:33.39	2:06.25		
65)	PATTERSON, CHAD	14	SPARTANBURG SC	2:06.27	
	0:28.35 1:00.82	1:33.43	2:06.27		
66)	CARLSON, MATT	15	SOUTHINGTON CT	2:06.42	
	0:28.07 0:59.80	1:31.98	2:06.42		

(CONTINUED ON NEXT PAGE)

(CONTINUED)

67)	BOYD, CARL	16	SCOTTDALE PA	2:06.44	
	0:27.40 0:59.13	1:32.19	2:06.44		
68)	KOSUGI, AKIRA	14	FLUSHING NY	2:06.50	
	0:28.97 1:01.15	1:34.18	2:06.50		
69)	DUNKIEL, BRIAN	18	RIDGEWOOD NJ	2:06.72	
	0:28.35 0:59.95	1:32.85	2:06.72		
70)	RUSCH, BILLY	17	HUNTINGTON NY	2:06.80	
	0:28.04 0:59.81	1:32.97	2:06.80		
70)	SHANNON, KEITH	16	MORRIS CENTER NJ	2:06.80	
	0:28.89 1:01.62	1:34.90	2:06.80		
72)	KIRK, DONALD	15	SARASOTA FL	2:06.87	
	0:28.94 1:00.43	1:33.10	2:06.87		
73)	MULLOY, ROB	18	CAPE ANN MA	2:06.88	
	0:28.93 1:00.72	1:33.76	2:06.88		
74)	FUHRER, LANCE	17	NAPERVILLE IL	2:07.01	
	0:27.99 0:59.67	1:32.73	2:07.01		
75)	KELLEY, KYLE	15	MELROSE MA	2:07.25	
	0:29.08 1:00.58	1:33.60	2:07.25		
76)	FINERTY, KEVIN	16	GRT SEATTLE WA	2:07.34	
	0:29.19 1:01.25	1:34.51	2:07.34		
77)	BUSH, KEVIN	15	NAPERVILLE IL	2:07.37	
	0:28.90 1:01.00	1:34.10	2:07.37		
78)	BRAMEL, JOSEPH	16	FLUSHING NY	2:07.53	
	0:28.70 1:00.98	1:34.09	2:07.53		
79)	MALNIGHT, STEVE	15	KALAMAZOO MI	2:07.56	
	0:29.13 1:01.02	1:34.48	2:07.56		
80)	GILMORE, ROBERT	17	GRT SEATTLE WA	2:08.08	
	0:29.15 1:01.50	1:34.96	2:08.08		
81)	BERGESON, SHAUN	17	GRT JOLIET IL	2:08.25	
	0:29.27 1:01.43	1:34.53	2:08.25		
82)	BRANDT, MICHAEL	18	ANNE ARUNDEL MD	2:08.31	
	0:28.06 0:59.56	1:33.20	2:08.31		
83)	WAGNER, STEVE	15	BLUE ASH OH	2:08.36	
	0:29.82 1:01.84	1:34.39	2:08.36		
84)	STRONG, KEVIN	16	WESTPORT CT	2:08.41	
	0:29.33 1:01.79	1:34.92	2:08.41		
85)	HOSIER, GREG	16	WILMINGTON NC	2:08.50	
	0:28.26 1:00.21	1:34.32	2:08.50		
86)	KOCHMAN, GILAD	17	RIDGEWOOD NJ	2:08.54	
	0:28.55 1:00.75	1:34.07	2:08.54		
87)	QUICK, MIKE	17	DAYTON N.W. OH	2:08.80	
	0:29.43 1:01.55	1:35.19	2:08.80		
87)	PEAL, RYAN	15	LEXINGTON KY	2:08.80	
	0:28.89 1:01.13	1:34.96	2:08.80		
89)	MCCURRACH, GEORGE	17	RED BANK NJ	2:08.91	
	0:29.38 1:01.82	1:35.55	2:08.91		
90)	MCKERNAN, MATT	16	E DELAWARE PA	2:08.94	
	0:29.00 1:01.72	1:35.00	2:08.94		
91)	NASON, MALCOLM	18	CAPE ANN MA	2:09.08	
	0:29.26 1:02.14	1:35.72	2:09.08		
92)	WILLIAMS, SETH	14	CORTLAND CTY NY	2:09.19	
	0:29.41 1:01.41	1:35.12	2:09.19		
93)	ANTHES, PETER	16	GRT BOSTON MA	2:09.21	
	0:30.15 1:03.33	1:36.20	2:09.21		
94)	MAYFIELD, MARK	16	DAYTON N.W. OH	2:09.23	
	0:29.16 1:01.25	1:34.92	2:09.23		
95)	ACKERMAN, MATT	15	BEAVERCREEK OH	2:09.33	
	0:28.31 1:00.12	1:34.03	2:09.33		
96)	MORGAN, MITCH	17	COLLIER CTY FL	2:09.43	
	0:29.62 1:01.49	1:34.99	2:09.43		
96)	WEHRS, SAMUEL	15	LA CROSSE WI	2:09.43	
	0:29.12 1:01.86	1:35.39	2:09.43		
98)	HOCH, GREG	15	KOKOMO IN	2:09.80	
	0:29.40 1:02.20	1:35.83	2:09.80		
99)	SHEETS, DAVID	16	LOCK HAVEN PA	2:09.91	
	0:29.06 1:02.20	1:35.36	2:09.91		
100)	DIBARTOLOMEO, BRIAN	15	HAVERHILL MA	2:10.05	
	0:28.68 1:01.82	1:34.83	2:10.05		
101)	KAZAKS, ALEXANDER	13	LA CROSSE WI	2:10.09	
	0:38.00 1:02.98	1:36.87	2:10.09		
102)	DOERRE, PAUL	17	MADISON WEST WI	2:10.15	
	0:28.53 1:01.04	1:35.64	2:10.15		

EVENT : 28 MEN 'S 200 YARDS BACKSTROKE (CONTINUED)

103)	WILLER, SCOTT	17	OAK PARK IL	2:10.16
	0:29.36 1:02.80	1:35.33 2:10.16		
104)	LOEFFLER, BRIAN	17	BALTIMORE MD	2:10.20
	0:29.46 1:00.83	1:36.30 2:10.20		
104)	BRERETON, STUART	16	GRT SCRANTON PA	2:10.20
	0:30.19 1:03.22	1:36.10 2:10.20		
106)	KIMPTON, MIKE	17	ASHTABULA OH	2:10.27
	0:29.80 1:01.78	1:35.60 2:10.27		
107)	ST. JEAN, ALLEN	15	PARKERSBURG WV	2:10.30
	0:28.65 1:01.04	1:34.98 2:10.30		
108)	FOX, ROB	15	FREDERICK MD	2:10.53
	0:30.35 1:03.22	1:36.67 2:10.53		
109)	BECK, STEVE	15	GRT JOLIET IL	2:10.58
	0:29.86 1:01.03	1:35.06 2:10.58		
110)	DUDA, BRIAN	18	E DELAWARE PA	2:10.86
	0:28.01 1:00.30	1:35.35 2:10.86		
111)	SHOTWELL, CHRIS	15	COLLIER CTY FL	2:10.99
	0:29.14 1:01.27	1:35.28 2:10.99		
112)	BURKETT, AUSTIN	14	WESTFIELD NJ	2:11.30
	0:30.02 1:03.12	1:36.99 2:11.30		
113)	GOULD, ERIC	18	NASHUA NH	2:11.76
	0:29.23 1:02.75	1:36.83 2:11.76		
114)	O'DRISCOLL, MICHAEL	15	WATERTOWN NY	2:11.98
	0:29.53 1:03.70	1:38.04 2:11.98		
115)	DECICCO, BRIAN	14	FREEHOLD NJ	2:12.15
	0:28.85 1:01.75	1:36.52 2:12.15		
116)	TYNDALL, JIM	15	S E FAMILY IN	2:12.21
	0:30.12 1:03.33	1:37.76 2:12.21		
117)	BESCHER, DOUGLAS	15	FAIRFIELD CT	2:12.65
	0:29.68 1:02.88	1:37.28 2:12.65		
118)	SIEGAL, JOSH	16	CAPE ANN MA	2:13.52
	0:30.67 1:04.49	1:38.86 2:13.52		
119)	SHARP, ROYCE	14	HOUSTON TX	2:14.53
	0:28.83 1:02.62	1:38.07 2:14.53		
120)	MULLER, CHUCK	18	OSHKOSH WI	2:14.81
	0:29.38 1:02.76	1:37.33 2:14.81		
121)	MORDY, CHARLES	16	NEW CANAAN CT	2:18.41
	0:30.52 1:04.71	1:41.45 2:18.41		
	HAMPTON, GEOFF	15	LEXINGTON KY	DISQUAL

EVENT : 29 WOMEN 'S 400 YARDS FREESTYLE RELAY

NATIONAL RECORD 3:29.98 SARASOTA, FL SARASOTA, FL 1981
QUALIFYING FOR NATIONALS 3:48.29

PLACE	NAME	YEAR	TEAM	TRIALS	FINAL
CHAMPIONSHIP FINAL					
1)	WILTON CT			3:29.44	3:27.14 **
1)	SEWARD, LESLIE	16	0:25.19 0:52.48	3) PORTER, STACEY 16	2:09.92 2:36.94
2)	ANDREN, KARIN	17	1:17.62 1:45.43	4) JORGENSEN, JANEL 15	3:01.14 3:27.14
** NATIONAL RECORD					
2)	LAS VEGAS NV			3:33.47	3:31.59
1)	LYNCH, KRISTEN	18	0:25.57 0:53.26	3) KENNEY, HELDON 17	2:13.27 2:41.31
2)	BUSH, KAMI	17	1:18.90 1:47.65	4) SIMMONS, CHERYL 17	3:05.57 3:31.59
3)	NEW CANAAN CT			3:34.94	3:32.35
1)	BELL, KATIE	15	0:25.65 0:53.00	3) BATT, SHARON 15	2:12.46 2:40.36
2)	BRAKELEY, KRISTIN	16	1:18.60 1:46.89	4) REID, JULIE 18	3:04.99 3:32.35
4)	MORRIS CENTER NJ			3:34.35	3:32.59
1)	MCSHANE, CLARE	16	0:25.84 0:52.89	3) MASHETER, PENNY 15	2:12.15 2:40.24
2)	DECHSLI, LAUREN	17	1:18.54 1:46.80	4) FISHER, ANDREA 14	3:05.13 3:32.59
5)	NAPERVILLE IL			3:35.53	3:34.12
1)	STEINBACH, MELISSA	17	0:25.75 0:53.10	3) MENTON, MARSHA 14	2:11.80 2:40.36
2)	MCROBERTS, HEATHER	16	1:17.71 1:45.54	4) GREENLEY, ALISON 17	3:05.90 3:34.12
6)	CHAMPAIGN IL			3:35.34	3:34.18
1)	HASSINGER, KRISTIN	13	0:26.20 0:54.38	3) HUCAL, KIM 16	2:14.49 2:42.61
2)	WILBORN, LAURA	17	1:20.45 1:48.75	4) KIDDOO, ANNE 17	3:07.40 3:34.18
7)	UPPER MAIN PA			3:35.50	3:34.91
1)	KLEIDERLEIN, HOLLY	12	0:25.47 0:53.93	3) MULLIGAN, TRISH 18	2:14.70 2:43.14
2)	RAPP, WHITNEY	17	1:19.92 1:49.26	4) KLEIDERLEIN, JANE 18	3:07.87 3:34.91
8)	MILWAUKEE WI			3:35.66	3:37.27
1)	HILLIARD, MARSHA	13	0:26.22 0:55.11	3) SAWYER, TRACY 17	2:15.24 2:43.00
2)	WHOWELL, ALLEE	18	1:20.59 1:49.26	4) MEGARTY, MOLLY 17	3:06.61 3:37.27
CONSOLATION FINAL					
9)	GRT JOLIET IL			3:36.93	3:34.84
1)	BURS, JODI	18	0:25.49 0:53.33	3) WILCZAK, MELISSA 14	2:13.33 2:41.65
2)	DIETRICH, CATHY	15	1:19.14 1:46.90	4) NAROSKI, LISA 18	3:06.46 3:34.84
10)	READING PA			3:39.58	3:36.80
1)	FICHTHORN, STEFANIE	13	0:26.60 0:55.77	3) HAAS, BETH 17	2:13.79 2:41.86
2)	STAVER, STACEY	15	1:20.88 1:48.06	4) CHRISTMAN, DEBORAH 14	3:07.77 3:36.80
11)	ROCHESTER MI			3:37.75	3:37.11
1)	SAMFAS, VALERIE	16	0:25.86 0:54.34	3) BLANK, MOLLY 15	2:14.13 2:43.88
2)	HORNE, HEATHER	16	1:19.31 1:47.72	4) KENNEDY, DANA 17	3:08.79 3:37.11
12)	LAKELAND NJ			3:38.88	3:37.13
1)	CRUZ, KEIRA	16	0:26.37 0:54.48	3) VOBEL, DIANNA 18	2:14.93 2:42.89
2)	EVEY, SHERI	16	1:20.63 1:49.29	4) WOROBEL, JANET 14	3:08.88 3:37.13
13)	BLUE ASH OH			3:40.48	3:37.87
1)	DAHL, JENNIFER	14	0:26.27 0:54.21	3) BOBBY, KELLY 17	2:14.73 2:43.88
2)	NORDEMAN, JOYCE	16	1:19.83 1:47.83	4) DAHL, JULIE 16	3:09.73 3:37.87
14)	CHARLOTTES. VA			3:38.01	3:38.54
1)	STUBIN, JAN	15	0:25.90 0:53.80	3) POWELL, TONYA 17	2:15.14 2:45.36
2)	COOK, TRACY	17	1:19.34 1:48.52	4) HIPSKIND, WENDY 15	3:10.54 3:38.54
15)	HOUSTON TX			3:39.75	3:38.68
1)	DAWSON, CASSIE	16	0:26.09 0:54.64	3) BAUER, LAINIE 15	2:15.83 2:44.67
2)	THOMAS, ELAINE	17	1:20.73 1:49.32	4) WHITE, KRISTEN 16	3:10.58 3:38.68
16)	NEW HAVEN CT			3:40.36	3:40.39
1)	CLAIBORN, ALEXIS	14	0:26.81 0:55.82	3) MERCURIANO, LAURA 18	2:17.39 2:46.32
2)	BLAKE, REBECCA	14	1:22.44 1:51.55	4) LEWIS, ROBIN 15	3:12.18 3:40.39

1)	WILTON CT				3:29.44	3)	MORRIS CENTER NJ				3:34.35
1)	SEWARD, LESLIE	16	0:25.49 0:52.57	3) JORGENSEN, JANEL 15	2:11.12 2:37.43	1)	MCSHANE, CLARE	16	0:25.83 0:52.97	3) MASHETER, PENNY 15	2:13.04 2:41.41
2)	SHAPIRO, SUZANNE	17	1:18.09 1:46.74	4) PORTER, STACEY 16	3:02.10 3:29.44	2)	DECHSLI, LAUREN	17	1:18.85 1:47.59	4) FISHER, ANDREA 14	3:06.63 3:34.35
2)	LAS VEGAS NV				3:33.47	4)	NEW CANAAN CT				3:34.94
1)	LYNCH, KRISTEN	18	0:25.09 0:54.70	3) BUSH, KAMI 17	2:11.65 2:39.23	1)	REID, JULIE	18	0:25.51 0:52.96	3) BATT, SHARON 15	2:13.40 2:41.37
2)	SIMMONS, CHERYL	17	1:19.88 1:46.51	4) TAPPER, BECKY 16	3:04.92 3:33.47	2)	QUINN, ERIN	14	1:18.71 1:47.71	4) BRAKELEY, KRISTIN 16	3:06.92 3:34.94

(CONTINUED ON NEXT PAGE)

EVENT : 29 WOMEN'S 400 YARDS FREESTYLE RELAY (CONTINUED)

5) CHAMPAIGN IL 3:35.34
1) HASSINGER, KRISTI 13 0:26.09 0:55.24
2) WILBORN, LAURA 17 1:21.72 1:50.83
3) HUCAL, KIM 16 2:15.79 2:43.62
4) KIDDOO, ANNE 17 3:08.69 3:35.34

6) UPPER MAIN PA 3:35.58
1) KLEIDERLEIN, HOLL 12 0:25.64 0:54.58
2) RAPP, WHITNEY 17 1:20.70 1:49.83
3) MULLIGAN, TRISH 18 2:15.26 2:43.55
4) KLEIDERLEIN, JANE 18 3:08.15 3:35.58

7) NAPERVILLE IL 3:35.53
1) GREENLEY, ALISON 17 0:26.05 0:54.75
2) STEINBACK, MELISS 17 1:20.35 1:48.81
3) MCROBERTS, HEATHE 16 2:13.17 2:40.31
4) MENTON, MARSHA 14 3:06.65 3:35.53

8) MILWAUKEE WI 3:35.66
1) HILLIARD, MARSHA 13 0:26.19 0:54.68
2) WHOWELL, RALLEE 18 1:20.12 1:48.32
3) SAWYER, TRACY 17 2:14.21 2:42.10
4) HEGARTY, MOLLY 17 3:07.63 3:35.66

9) GRT JOLIET IL 3:36.93
1) QUAS, JODI 18 0:25.87 0:53.89
2) DIETRICH, CATHY 15 1:19.72 1:48.01
3) WILCZAK, MELISSA 14 2:14.77 2:44.29
4) RAKOSKI, KRIS 13 3:09.04 3:36.93

10) ROCHESTER NY 3:37.75
1) SARFAS, VALERIE 16 0:25.91 0:54.03
2) HORNE, HEATHER 16 1:19.46 1:47.84
3) BLANK, MOLLY 15 2:14.44 2:44.16
4) KENNEDY, DANA 17 3:09.20 3:37.75

11) CHARLOTTES. VA 3:38.01
1) STUBIN, JAN 15 0:26.12 0:54.49
2) COOK, TRACY 17 1:20.50 1:49.31
3) POWELL, TONYA 17 2:15.57 2:45.16
4) HIPSKIND, WENDY 15 3:10.14 3:38.01

12) LAKELAND NJ 3:38.88
1) CRUZ, KEIRA 16 0:26.36 0:54.67
2) EVEY, SHERI 16 1:21.03 1:49.76
3) VOGEL, DIANNA 18 2:15.98 2:44.06
4) WOROBEL, JANET 14 3:10.21 3:38.88

13) READING PA 3:39.58
1) FICHTHORN, STEFAN 13 0:26.92 0:56.21
2) CHRISTMAN, DEBORA 14 1:23.00 1:52.58
3) STAYER, STACEY 15 2:17.91 2:45.70
4) HAAS, BETH 17 3:11.44 3:39.58

14) HOUSTON TX 3:39.75
1) DAWSON, CASSIE 16 0:26.09 0:54.93
2) THOMAS, ELAINE 17 1:21.13 1:49.67
3) SAUER, LAINIE 15 2:16.55 2:45.17
4) WHITE, KRISTEN 16 3:11.23 3:39.75

15) NEW HAVEN CT 3:40.36
1) CLAIBORN, ALEXIS 14 0:27.08 0:56.19
2) BLAKE, REBECCA 14 1:22.44 1:51.40
3) LEWIS, ROBIN 15 2:17.08 2:45.75
4) MERCUGLIANO, LAUR 18 3:11.61 3:40.36

16) BLUE ASH OH 3:40.48
1) DAHL, JENNIFER 14 0:26.17 0:54.34
2) NORDEMAN, JOYCE 16 1:20.21 1:48.65
3) GODBY, KELLY 17 2:15.84 2:45.62
4) DAHL, JULIE 16 3:11.87 3:40.48

17) OAK PARK IL 3:40.50
1) GAJDA, JOYCE 14 0:26.50 0:54.50
2) RAMERT, DONETTA 15 1:21.06 1:50.22
3) SPRTEL, JOANNA 14 2:16.62 2:46.70
4) SMITH, SARAH 15 3:12.17 3:40.50

18) PARKERSBURG WV 3:41.07
1) PAGILAGAN, AILEEN 17 0:26.54 0:54.98
2) BOSTON, SHELLY 16 1:21.89 1:51.39
3) STALNAKER, STEPHA 15 2:18.66 2:47.92
4) MAZUR, LAURA 17 3:13.39 3:41.07

19) ROCK ISLAND IL 3:41.39
1) PRANGER, BARB 17 0:25.77 0:54.49
2) HOUCK, DNNA 13 1:21.91 1:51.98
3) ANDERSON, CHRISTY 17 2:18.34 2:48.12
4) ACKERMANN, MARY 15 3:13.49 3:41.39

20) COLLIER CTY FL 3:41.94
1) WILKINSON, KATHY 16 0:26.88 0:57.49
2) BRINSON, SIDNEY 17 1:23.40 1:52.31
3) RUNYON, BOBBI JO 15 2:18.49 2:46.95
4) MURRAY, JOAN 17 3:13.19 3:41.94

21) BEAVERCREEK OH 3:42.64
1) MILLS, STACY 16 0:26.54 0:56.22
2) RICHLEY, RENEE 17 1:23.25 1:53.25
3) MURRAY, DONNA 19 2:19.94 2:50.77
4) HESP, JENNIFER 18 3:15.47 3:42.64

22) BOISE FAMILY ID 3:42.94
1) REBERSER, DIANE 15 0:27.49 0:57.19
2) AGUIRRE, JEANNIE 16 1:23.97 1:53.63
3) STILLINGER, KAY 17 2:20.23 2:49.06
4) SHELTON, BECKY 16 3:15.22 3:42.94

23) HARRISBURG PA 3:43.02
1) BOBRECHT, MISSY 12 0:26.58 0:56.06
2) BIERBOWER, JENNY 14 1:23.45 1:53.64
3) MORRET, TRACI 17 2:19.60 2:48.67
4) SARI, LIZ 18 3:14.63 3:43.02

24) CASS CTY IN 3:43.06
1) DAVID, AMY 15 0:26.79 0:55.95
2) BROWN, LAURA 13 1:22.39 1:52.46
3) ILES, KRISTA 16 2:19.77 2:50.31
4) HENDRICKS, HEIDI 17 3:14.80 3:43.06

25) CEN CHESTER PA 3:43.09
1) LASLO, KAREN 16 0:27.08 0:57.83
2) MARRS, ABBE 16 1:22.88 1:51.47
3) FANNING, HEATHER 16 2:18.16 2:48.31
4) STEEL, KIM 15 3:14.28 3:43.09

26) RIDGEWOOD NJ 3:43.11
1) HARNETT, JENNIFER 15 0:26.59 0:55.20
2) BUDWICK, JEN 15 1:21.01 1:50.31
3) BEELER, MEGHAN 14 2:17.34 2:47.86
4) SMITH, TERRI 15 3:14.44 3:43.11

27) N SUBURBAN IL 3:43.13
1) TEMPLETON, KAREN 14 0:27.08 0:56.99
2) SADLER, JENNY 15 1:21.98 1:49.76
3) DONOHOE, SHANNON 15 2:16.66 2:47.27
4) RICHTER, LORI 15 3:13.74 3:43.13

28) WHEELING WV 3:43.26
1) SOMMER, JULIE 14 0:27.34 0:55.87
2) MILLER, AMY 24 1:23.23 1:52.18
3) BLAZIER, KATHY 18 2:19.85 2:47.93
4) SOMMER, MICHELE 17 3:14.44 3:43.26

EVENT : 29 WOMEN'S 400 YARDS FREESTYLE RELAY (CONTINUED)

29) SAN PEDRO CA 3:43.62
1) BUGG, KATHIE 15 0:27.27 0:55.67
2) KORY, DEBORAH 13 1:23.02 1:52.00
3) RANKINE, JULIE 17 2:18.86 2:47.63
4) ROBERTS, KRISTY 15 3:14.56 3:43.62

30) RED BANK NJ 3:43.91
1) LIVINGSTON, KAREN 15 0:27.41 0:56.87
2) VAN DYKE, ALISON 15 1:24.05 1:53.55
3) CASTELLANOS, KIM 14 2:20.52 2:49.18
4) HOLTHUSEN, JENNA 15 3:15.31 3:43.91

31) FLUSHING NY 3:44.20
1) SCHAEFER, MARY 15 0:27.32 0:56.53
2) EDELMAN, SARI 17 1:23.05 1:52.53
3) MCLOUGHLIN, CATHY 17 2:19.36 2:48.69
4) FITZGIBBONS, PATRI 18 3:15.10 3:44.20

32) ROANOKE VA 3:44.22
1) SOLBERG, KARIN 17 0:27.04 0:56.61
2) JONES, ELIZABETH 16 1:23.43 1:53.33
3) VANLANDINGHAM, LI 16 2:19.84 2:48.69
4) COLE, CARRINGTON 15 3:15.42 3:44.22

33) SOMERSET VAL NJ 3:44.27
1) SCHEFFEL, TANIA 16 0:27.06 0:56.36
2) TORNATORE, JEANNI 15 1:22.46 1:51.96
3) MCCARTY, INGER 17 2:19.58 2:49.59
4) GOLD, JENNY 17 3:15.81 3:44.27

34) GLENDALE CA 3:44.73
1) LAMOUREAUX, DENIS 15 0:26.66 0:54.69
2) RICE, KATIE 17 1:21.80 1:51.13
3) HERNANDEZ, VERONI 12 2:18.53 2:48.67
4) MACPHERSON, LAURI 16 3:15.30 3:44.73

35) FANWOOD NJ 3:45.63
1) SCOTT, ALLISON 17 0:27.62 0:57.74
2) DAMBRAUSKAS, CHRI 16 1:24.72 1:53.89
3) WYMAN, ANN 17 2:20.93 2:51.16
4) MABEE, MEGAN 15 3:17.04 3:45.63

36) WINSTON-SALEM NC 3:45.73
1) BIESECKER, ANNA 14 0:27.34 0:57.39
2) FURBURG, HELENA 17 1:24.16 1:53.50
3) LIVENGOOD, PAM 16 2:20.23 2:50.05
4) GARDNER, MEREDITH 16 3:16.86 3:45.73

37) ELKHART CTY IN 3:46.19
1) WARRICK, KAREN 16 0:26.66 0:55.19
2) SAGER, JODI 14 1:22.73 1:54.06
3) RICE, AMY 13 2:21.20 2:51.36
4) RHODES, LISA 14 3:17.73 3:46.19

38) HAVERHILL MA 3:46.35
1) GRAHAM, JAMIE 16 0:28.23 0:59.61
2) WOELFEL, KAREN 15 1:26.49 1:57.44
3) BRADLEY, BRENDA 18 2:23.92 2:52.44
4) HANNENIAN, HEIDI 16 3:17.95 3:46.35

39) LEXINGTON KY 3:47.29
1) LYNCH, SHANNON 14 0:26.96 0:58.03
2) DEBOOR, LIZ 16 1:25.26 1:55.46
3) ASHLEY, DYER 15 2:22.40 2:51.33
4) ROBINSON, HEIDI 17 3:18.01 3:47.29

40) FORD CENTRAL MI 3:47.63
1) TREADO, JENNY 15 0:27.35 0:56.26
2) OLSON, ASHLEY 15 1:24.84 1:55.39
3) RIPPERGER, LISA 18 2:22.14 2:51.67
4) VANHOUTEN, KATHY 16 3:18.11 3:47.63

41) OLD COLONY Y MA 3:47.78
1) LEONARD, KAREN 14 0:27.46 0:58.63
2) SOLAKOFF, PATRICI 15 1:25.83 1:55.83
3) ROGERS, DAWN 16 2:22.50 2:53.52
4) SOLAKOFF, NOREEN 18 3:19.34 3:47.78

42) SIDNEY-SHELBY OH 3:48.62
1) BROOKS, DEANNA 17 0:27.99 0:58.35
2) DREES, CONNIE 18 1:26.01 1:57.07
3) ALBERS, MONICA 15 2:23.80 2:53.16
4) FRANTZ, RUTH 18 3:19.68 3:48.62

43) HAMILTON NJ 3:48.83
1) RICHARDSON, SHARO 17 0:26.58 0:56.01
2) SEAMAN, SHAWNA 15 1:24.06 1:53.62
3) HAUMANN, DIANE 17 2:20.73 2:51.38
4) RUBERTO, LINDA 18 3:18.69 3:48.83

44) KALAMAZOO MI 3:48.90
1) PARKER, JODI 14 0:27.53 0:56.65
2) DEGRAAF, AMY 14 1:24.51 1:55.54
3) JONES, ABBEY 12 2:23.08 2:52.67
4) ILL, KATIE 17 3:19.57 3:48.90

45) E DELAWARE PA 3:49.61
1) FEEHERY, ALICIA 14 0:26.73 0:55.14
2) HOYLE, LINDSAY 16 1:22.98 1:54.13
3) BERARDINELLI, DAW 17 2:22.19 2:53.64
4) JAMES, MELANIE 17 3:20.18 3:49.61

46) ANDOVER NORTH MA 3:49.74
1) FOX, MICHELE 17 0:27.45 0:58.50
2) FORD, AMY 17 1:25.26 1:56.06
3) SUDUIKO, ERIKA 14 2:22.89 2:52.66
4) NEWLAND, SHAWNA 17 3:20.32 3:49.74

47) RALEIGH NC 3:50.58
1) HUGHES, SHEILA 13 0:26.75 0:55.54
2) MARTIN, ERIN 16 1:23.46 1:53.52
3) BIBB, STEPHANIE 13 2:22.77 2:54.78
4) CHESTNUTT, MISSY 17 3:21.89 3:50.58

48) SOUTH TOLEDO OH 3:50.74
1) KASCH, LORI 15 0:27.13 0:56.70
2) REINHART, DAWN 16 1:24.67 1:54.25
3) TRAVIS, SUE 12 2:22.36 2:54.17
4) ANDERSON, SUE 16 3:21.28 3:50.74

49) FAIRFIELD OH 3:52.46
1) MILLETTE, ANDREA 14 0:27.08 0:57.15
2) JACKSON, BETH 13 1:25.48 1:57.27
3) MCCLAIN, HOLLY 16 2:24.27 2:54.81
4) WILLKE, JULIE 14 3:22.85 3:52.46

50) MASSILLON OH 3:52.57
1) GREEN, KELLI 15 0:27.71 0:58.72
2) CARLIN, KELLY 14 1:25.55 1:54.76
3) HOYER, LENI 17 2:22.41 2:53.49
4) KRAUS, SHERI 15 3:21.26 3:52.57

51) FAIRFIELD CT 3:52.78
1) REID, KATHY 13 0:27.89 0:58.77
2) GILLED, STACIE 16 1:25.10 1:53.31
3) ROBERTS, LISA 15 2:20.83 2:52.91
4) WALSH, ELIZABETH 18 3:20.70 3:52.78

52) WAUKESHA WI 3:52.84
1) VANDERVELDT, KELLI 17 0:27.56 0:57.71
2) GARDNER, LAURIE 15 1:25.98 1:57.21
3) RUSHWITZ, JENNY 16 2:24.66 2:55.93
4) FREDRICKS, JENNY 16 3:23.45 3:52.84

(CONTINUED ON NEXT PAGE)

EVENT : 29 WOMEN'S 400 YARDS FREESTYLE RELAY (CONTINUED)

53) CANTON OH 3:52.85
1) SCHIRACK, SHANNON 17 0:27.51 0:59.82 1:26.80 1:57.99
2) BEHRINGER, TAMMY 15
3) BEHRINGER, KATHY 17 2:25.04 2:55.92 3:22.28 3:52.85
4) BALEY, MISSY 16

54) NORTH CANTON OH 3:56.67
1) CASSENS, LORI 15 0:28.23 0:59.00 1:27.12 1:59.41
2) FROEBEL, CHRISSY 16
3) SCHMERZLER, LAURA 17 2:27.00 2:59.09 3:26.25 3:56.67
4) HEER, DEIDVE 18

55) LAKE REGION IL 3:58.59
1) WILDEY, STEPHANIE 16 0:28.38 0:59.48 1:28.21 2:00.81
2) MALINA, KRISTIN 17
3) MCCULLOUGH, AMY 16 2:28.74 3:02.23 3:28.58 3:58.59
4) RICHARDS, DEBBY 16

AKRON MET OH DISQUAL
1) BATIZY, JULIANNA 16
2) GALLAGHER, MAUREE 14
3) BAILEY, HEATHER 16
4) ROGERS, JULIE 15

SOMERSET NJ DISQUAL
1) GARTH, CHRISTY 13
2) ERDMAN, KATE 16
3) ROSSI, JENNY 16
4) WILTON, DEIRDRE 16

SARASOTA FL DISQUAL
1) CHAMPNEY, DENA 15
2) LEACH, SUSAN 13
3) PLIFKA, STEPHANIE 14
4) ANGELOTTI, NICHOL 14

S E FAMILY IN DISQUAL — NS
1)
2)
3)
4)

EVENT : 30 MEN'S 400 YARDS FREESTYLE RELAY **********
NATIONAL RECORD 3:04.56 HOUSTON, TX HOUSTON, TX 1980
QUALIFYING FOR NATIONALS 3:23.49

PLACE	NAME	YEAR	TEAM	TRIALS	FINAL
CHAMPIONSHIP FINAL					
1)	HOUSTON TX			3:07.78	3:05.68
	1) SLOCUM, DAVID	17	0:22.31 0:46.78 1:08.68 1:32.86	3) DEGROOT, JOHN 16	1:54.29 2:18.22 2:40.83 3:05.68
	2) NORTH, MITCH	17		4) MCPHERSON, JEFF 15	
2)	GRT JOLIET IL			3:09.97	3:08.66
	1) WIEGAND, MICHAEL	19	0:22.41 0:46.55 1:08.82 1:33.36	3) KOWALL, THOMAS 17	1:56.83 2:22.24 2:44.31 3:08.66
	2) WILHELM, ERIC	18		4) CURCIO, JOSEPH 17	
3)	SARASOTA FL			3:10.80	3:08.86
	1) SCHWENK, WILLIAM	15	0:22.55 0:46.66 1:09.24 1:33.67	3) FRITSCH, ANDREW 16	1:56.37 2:20.97 2:43.69 3:08.86
	2) BELCHER, JAMES	17		4) DIXON, HENB 17	
4)	WILTON CT			3:10.85	3:09.47
	1) GARY, ROBERT	16	0:22.81 0:47.70 1:10.41 1:35.11	3) ZITZ, JOHN 16	1:57.66 2:22.18 2:44.62 3:09.47
	2) CARMICHAEL, NEVIN	18		4) KNEIPP, RUSSELL 18	
5)	RALEIGH NC			3:10.45	3:10.13
	1) MEEHAN, DENNIS	16	0:22.66 0:47.31 1:09.26 1:33.84	3) CALLENDER, SEAN 17	1:56.71 2:21.88 2:45.13 3:10.13
	2) FOX, DAVID	16		4) LEDFORD, LARRY 17	
6)	NEW CANAAN CT			3:12.15	3:10.85
	1) MILLER, RUSTY	16	0:22.50 0:47.14 1:10.25 1:35.88	3) GAGGERO, GEOFFREY 16	1:58.50 2:22.97 2:45.44 3:10.85
	2) VITRELLA, DAVE	16		4) ADELMAN, ED 15	
7)	COLLIER CTY FL			3:12.00	3:11.43
	1) PATNODE, STEVE	17	0:22.71 0:46.92 1:09.43 1:35.04	3) PATNODE, JD 16	1:58.24 2:23.61 2:46.26 3:11.43
	2) KROUPA, ANDY	18		4) WEATHERFORD, DEREK 15	

EVENT : 30 MEN'S 400 YARDS FREESTYLE RELAY (CONTINUED)

8) HARRISBURG PA 3:11.34
1) REARDON, DAVE 17 0:22.36 0:46.96 1:10.03 1:36.20
2) SCHELL, BILL 15
3) MELLOTT, JIM 18 1:58.67 2:25.32 2:47.58 3:12.55
4) KESLER, JOHN 17

CONSOLATION FINAL
9) MILWAUKEE WI 3:12.94
1) GUIDT, MARK 17 0:22.85 0:47.47 1:10.17 1:35.29
2) HECK, DAVE .1
3) SPITZNAGLE, WES 17 1:58.24 2:24.09 2:45.31 3:09.46
4) JACKSON, TIM 17

10) CHARLOTTES. VA 3:12.59
1) WHITE, TERRY 18 0:22.98 0:48.14 1:10.87 1:36.27
2) KETT, JOHN 16
3) TAYLOR, CHRIS 16 1:58.97 2:24.82 2:45.98 3:10.38
4) HARRIS PAUL 16

11) GLENDALE CA 3:14.07
1) MCDEVITT, MARK 17 0:23.06 0:47.88 1:11.71 1:38.01
2) CHANG, MICHAEL 14
3) BALLARD, MATTHEW 17 2:00.62 2:25.16 2:47.80 3:12.31
4) BRENDE, FRED 19

12) FLUSHING NY 3:12.66
1) MACCHIA, MICHAEL 17 0:23.33 0:48.64 1:11.68 1:36.33
2) GREEN, KEITH 14
3) WALLACE, KIRK 17 1:59.86 2:25.08 2:47.63 3:12.59
4) CORBISIERO, MARK 17

13) SOMERSET NJ 3:13.97
1) COUGHLIN, TOM 18 0:23.32 0:48.36 1:11.36 1:37.42
2) BRACKEN, DAVE 18
3) MEYER, PHIL 17 1:59.88 2:25.16 2:47.44 3:12.75
4) O'MARA, JERRY 17

14) CHAMPAIGN IL 3:14.20
1) RODGERS, DARRYL 15 0:23.31 0:49.10 1:12.44 1:38.44
2) ATKINS, SPENCER 17
3) GREEN, DAVID 18 2:00.70 2:25.47 2:48.67 3:13.50
4) LANE, WILL 16

15) NAPERVILLE IL 3:13.35
1) KLUMB, TODD 16 0:23.08 0:48.44 1:11.28 1:36.17
2) HELM, DOUG 17
3) HINES, JAY 17 1:58.97 2:24.63 2:47.92 3:13.73
4) BROOKER, GEORGE 16

16) NEW HAVEN CT 3:14.38
1) LOCKYER, ROCH 17 0:23.70 0:49.63 1:12.64 1:37.89
2) SIMMONS, BRAD 16
3) HOLEC, SCOTT 17 2:01.88 2:26.76 2:49.42 3:14.85
4) KUSTER, STEVE 17

1) HOUSTON TX 3:07.78
1) SLOCUM, DAVID 17 0:22.72 0:46.96 1:09.95 1:34.82
2) MCPHERSON, JEFF 15
3) NORTH, MITCH 17 1:57.13 2:21.35 2:43.52 3:07.78
4) DEGROOT, JOHN 16

2) GRT JOLIET IL 3:09.97
1) CURCIO, JOSEPH 17 0:22.67 0:47.38 1:09.86 1:34.50
2) WILHELM, ERIC 18
3) KOWALL, THOMAS 17 1:57.24 2:23.06 2:45.39 3:09.97
4) WIEGAND, MICHAEL 19

3) RALEIGH NC 3:10.45
1) MEEHAN, DENNIS 16 0:22.89 0:47.21 1:09.41 1:33.87
2) FOX, DAVID 16
3) CALLENDER, SEAN 17 1:57.10 2:22.35 2:45.47 3:10.45
4) LEDFORD, LARRY 17

4) SARASOTA FL 3:10.80
1) SCHWENK, WILLIAM 15 0:23.02 0:47.38 1:09.90 1:35.01
2) STIER, SCOTT 17
3) LOTA, MARK 17 1:58.00 2:23.29 2:46.13 3:10.80
4) FRITSCH, ANDREW 16

(CONTINUED ON NEXT PAGE)

EVENT : 30 MEN 'S 400 YARDS FREESTYLE RELAY (CONTINUED)

5) WILTON CT 3:10.85
1) GARY, ROBERT 16 0:23.03 0:47.82
2) CARMICHAEL, NEVIN 18 1:10.74 1:35.34
3) KNEIPP, RUSSELL 18 1:58.10 2:22.42
4) ROCHE, STEPHAN 17 2:45.41 3:10.85

6) HARRISBURG PA 3:11.34
1) REARDON, DAVE 17 0:22.46 0:47.11
2) SCHELL, BILL 15 1:10.22 1:36.02
3) MELLOTT, JIM 18 1:58.60 2:24.07
4) KESLER, JOHN 17 2:46.09 3:11.34

7) COLLIER CTY FL 3:12.00
1) WEATHERFORD, DERE 15 0:22.91 0:48.00
2) PATNODE, STEVE 17 1:10.65 1:35.18
3) KROLPA, ANDY 18 1:57.86 2:23.53
4) PATNODE, JD 16 2:46.66 3:12.00

8) NEW CANAAN CT 3:12.15
1) MILLER, RUSTY 16 0:23.03 0:48.03
2) ADELMAN, ED 15 1:10.76 1:36.12
3) VITRELLA, DAVE 16 1:59.01 2:25.00
4) BAGGERO, GEOFFREY 16 2:47.69 3:12.15

9) CHARLOTTES. VA 3:12.59
1) WHITE, TERRY 18 0:23.43 0:48.91
2) HARRIS, HAROLD 18 1:12.12 1:38.18
3) TAYLOR, CHRIS 16 2:00.70 2:25.96
4) HARRIS PAUL 16 2:48.20 3:12.59

10) FLUSHING NY 3:12.66
1) MACCHIA, MICHAEL 17 0:23.53 0:48.29
2) WALLACE, KIRK 17 1:11.86 1:37.65
3) GREEN, KEITH 14 2:00.54 2:25.84
4) CORBISIERO, MARK 17 2:47.43 3:12.66

11) MILWAUKEE WI 3:12.94
1) GUIDT, MARK 17 0:23.02 0:48.75
2) HECK, DAVE .1 1:11.83 1:37.13
3) HILLIARD, MARC 15 2:00.61 2:25.61
4) JACKSON, TIM 17 2:48.30 3:12.94

12) NAPERVILLE IL 3:13.35
1) HELK, DOUG 17 0:23.75 0:48.44
2) KLUMB, TODD 16 1:11.22 1:36.00
3) HINES, JAY 17 1:58.86 2:24.32
4) BROOKER, GEORGE 16 2:47.49 3:13.35

13) SOMERSET NJ 3:13.97
1) COUGHLIN, TOM 18 0:23.72 0:48.82
2) BRACKEN, DAVE 18 1:12.33 1:38.32
3) MEYER, PHIL 17 2:00.84 2:26.10
4) O'MARA, JERRY 17 2:48.00 3:13.97

14) GLENDALE CA 3:14.07
1) MCDEVITT, MARK 17 0:23.26 0:48.30
2) CHANG, MICHAEL 14 1:12.08 1:38.54
3) BALLARD, MATTHEW 17 2:01.77 2:26.71
4) BRENDE, FRED 19 2:49.06 3:14.07

15) CHAMPAIGN IL 3:14.20
1) RODGERS, DARRYL 15 0:23.52 0:49.24
2) ATKINS, SPENCER 17 1:13.19 1:39.02
3) LANE, WILL 16 2:01.63 2:26.80
4) GREEN, DAVID 18 2:49.37 3:14.20

16) NEW HAVEN CT 3:14.38
1) SIMMONS, BRAD 16 0:23.82 0:49.34
2) LOCKYER, ROCH 17 1:12.56 1:38.46
3) HOLEC, SCOTT 17 2:01.47 2:27.13
4) KUSTER, STEVE 17 2:49.63 3:14.38

17) UPPER MAIN PA 3:14.44
1) JONES, ANDY 16 0:23.67 0:50.13
2) CURTIS, JIM 16 1:13.24 1:39.41
3) JOHNSON, ERIC 17 2:01.81 2:26.78
4) KNOUFT, DAVE 16 2:49.17 3:14.44

18) LAKELAND NJ 3:14.66
1) REICH, PETER 17 0:23.36 0:48.51
2) RIOS, VIC 17 1:11.76 1:38.03
3) HOLOVACS, TIM 18 2:00.91 2:26.47
4) HOPKINS, KEVIN 18 2:49.49 3:14.66

19) BEAVERCREEK OH 3:14.71
1) GALE, DOUG 16 0:24.01 0:49.24
2) HAUGEN, STEVE 18 1:12.73 1:38.39
3) EDMONDSON, GREG 19 2:01.44 2:26.38
4) REMSKI, BOB 18 2:49.28 3:14.71

20) FANWOOD NJ 3:15.45
1) TURNEY, JAMES 17 0:23.88 0:49.64
2) CONLIN, LOUIS 17 1:12.59 1:38.33
3) HAMILTON, ED 17 2:01.98 2:28.46
4) WEBER, AARON 17 2:50.87 3:15.45

21) SOMERSET VAL NJ 3:15.63
1) VON LOEWE, PETER 16 0:23.89 0:50.15
2) SAWIN, CURT 15 1:13.49 1:39.55
3) NORGALIS, JAMES 16 2:02.62 2:28.57
4) KENNEDY, JOHN 15 2:50.98 3:15.63

22) PARKERSBURG WV 3:15.76
1) WELCH, ROBERT 18 0:23.32 0:47.58
2) CARMOSINO, VINCE 17 1:11.45 1:37.62
3) SIMMS, KARL 15 2:01.16 2:27.22
4) BREEDEN, MIKE 17 2:50.34 3:15.76

23) BLUE ASH OH 3:16.38
1) GREGORY, SCOTT 16 0:22.98 0:49.31
2) JOHNSON, GLEN 15 1:12.68 1:37.88
3) EGBERS, SCOTT 17 2:01.20 2:27.43
4) MORRISSEY, TIM 16 2:50.26 3:16.38

24) E DELAWARE PA 3:16.89
1) FEEHERY, TERRY 18 0:23.47 0:49.03
2) LEVY, DAN 18 1:12.32 1:39.15
3) CAPONI, STEVE 18 2:01.92 2:28.56
4) FEEHERY, BOB 18 2:51.34 3:16.89

25) CAPE ANN MA 3:17.36
1) NASON, MALCOLM 18 0:23.78 0:49.62
2) OLSON, MICHAEL 17 1:13.02 1:39.85
3) SPEAR, MARK 18 2:02.05 2:27.55
4) OSBORN, KRIS 16 2:50.92 3:17.36

26) AUBURN NY 3:17.46
1) SPRINGER, DOUG 17 0:23.91 0:50.17
2) TAUCHI, YAS 18 1:12.33 1:37.63
3) CHARLTON, SCOTT 15 2:01.38 2:27.87
4) SIMON, TOM 16 2:50.94 3:17.46

27) ROCHESTER MI 3:17.92
1) SCOTT, MARK 16 0:24.16 0:50.21
2) MCELWAIN, ROB 17 1:13.65 1:39.95
3) STACK, RON 16 2:04.30 2:31.50
4) WOODS, HILTON 18 2:53.38 3:17.92

27) KNOXVILLE TN 3:17.92
1) KLEINFELTER, RICK 16 0:23.22 0:47.31
2) FOGGIN, JONATHAN 15 1:11.19 1:37.00
3) LEE, DEREK 18 2:01.26 2:27.54
4) FINGALSON, STEVEN 17 2:51.46 3:17.92

EVENT : 30 MEN 'S 400 YARDS FREESTYLE RELAY (CONTINUED)

29) GRT SEATTLE WA 3:18.08
1) BRAUSER, JASON 18 0:23.77 0:49.59
2) HARRIS, KIRK 17 1:12.67 1:38.92
3) GILMORE, ROBERT 17 2:03.02 2:29.23
4) ALLEN, DOUG 16 2:52.60 3:18.08

30) LAS VEGAS NV 3:18.68
1) SHTIGMAN, EYAL 23 0:23.61 0:48.32
2) SCHUBERT, BRIAN 15 1:11.86 1:37.47
3) BEAUDRY, DOUG 17 2:01.61 2:28.03
4) LANGEL, GREG 17 2:52.51 3:18.68

31) HAMDEN CT 3:19.14
1) DECAPUA, NICK 15 0:24.20 0:50.59
2) RYAN, MICHAEL 16 1:14.24 1:40.50
3) WECK, AARON 15 2:04.08 2:32.01
4) MULLANEY, STEPHEN 18 2:54.30 3:19.14

32) PALISADES CA 3:19.42
1) HOFTYZER, ERNIE 17 0:23.87 0:49.38
2) EERKENS, JELMER 17 1:13.17 1:38.57
3) ROBINS, GREG 17 2:02.22 2:28.56
4) WHITTEN, RUSSELL 18 2:52.65 3:19.42

33) HAMILTON NJ 3:19.53
1) MOREHART, BRENT 16 0:23.95 0:49.70
2) BROGUS, ROBERT 17 1:14.11 1:40.16
3) THOMPSON, BRIAN 17 2:04.24 2:30.02
4) ALBERTO, JOSEPH 16 2:53.65 3:19.53

34) WESTFIELD NJ 3:19.83
1) MCFADDEN, CHRIS 17 0:23.00 0:47.96
2) ANDREWS, RICH 18 1:11.68 1:38.29
3) COULTAS, TIM 17 2:02.65 2:29.47
4) GARDINER, ALLEN 17 2:53.36 3:19.83

35) HUNTINGTON NY 3:20.02
1) GRAULICH, DAVID 17 0:23.89 0:49.43
2) OHSBERG, CARL 18 1:12.77 1:39.62
3) MASCOLA, RICHARD 17 2:03.29 2:29.59
4) YANKEY, PAUL 16 2:53.65 3:20.02

36) RIDGEWOOD NJ 3:20.09
1) MANGANO, FRED 18 0:23.90 0:51.05
2) PRETTITORE, GLENN 16 1:14.51 1:41.11
3) KOCHMAN, GILAD 17 2:05.02 2:31.43
4) PRETTITORE, PAUL 17 2:54.76 3:20.09

37) CHAPEL HILL NC 3:20.26
1) MANN, CHRIS 15 0:23.52 0:49.74
2) HAMRICK, JAMES 16 1:13.40 1:39.60
3) BEEMER, JEFF 17 2:03.58 2:29.88
4) SHAW, PAUL 16 2:53.63 3:20.26

38) SUMMIT AREA NJ 3:20.89
1) VERHAGEN, CAS 16 0:24.45 0:51.00
2) HOLLAND, ERIC 16 1:14.90 1:41.10
3) WATTIS, GREG 15 2:05.36 2:33.02
4) DUTTENHOFER, STEV 16 2:55.83 3:20.89

39) VINELAND NJ 3:21.23
1) SLOAN, GREG 16 0:23.67 0:50.23
2) COHEN, BRIAN 16 1:13.79 1:40.78
3) O'DONNELL, DAVID 16 2:04.25 2:30.66
4) COLON, BRIAN 17 2:53.92 3:21.23

40) WINSTON-SALEM NC 3:21.30
1) TOBUREN, WILL 15 0:24.66 0:51.05
2) DEBRUHL, MARTY 18 1:14.01 1:39.39
3) MCDONALD, MAC 15 2:03.90 2:31.64
4) COCKERHAM, HAL 15 2:55.68 3:21.30

41) DAYTON N.W. OH 3:22.07
1) RENTZ, ERIC 18 0:24.05 0:50.65
2) QUICK, MIKE 17 1:14.45 1:40.92
3) MOBLEY, TODD 15 2:05.10 2:32.57
4) VANNORMAN JEFF 16 2:56.00 3:22.07

42) HUNTINGTON WV 3:22.21
1) MAGUIRE, DAN 16 0:24.14 0:50.22
2) FERGUSON, CHAN 15 1:14.11 1:40.73
3) FREY, ROB 15 2:05.53 2:34.29
4) REETZ, SETH 16 2:57.21 3:22.21

43) RED BANK NJ 3:22.97
1) RAD, ARIEL 15 0:25.34 0:52.19
2) YAKUBICS, MICHAEL 18 1:16.79 1:43.18
3) PARTON, CHRIS 16 2:07.07 2:33.39
4) ULRICH, WYATT 16 2:56.74 3:22.97

43) CORTLAND CTY NY 3:22.97
1) HAZARD, MIKE 18 0:24.30 0:50.32
2) SCZUPAK, ROB 17 1:14.76 1:41.69
3) WILLIAMS, SETH 14 2:06.30 2:33.52
4) STAKEL, RICK 17 2:57.44 3:22.97

45) S E FAMILY IN 3:22.98
1) VANFOSSEN, DON 17 0:24.36 0:51.31
2) NEUBAUER, MARK 17 1:15.42 1:42.65
3) ALMEIDA, TYLER 14 2:06.94 2:34.06
4) BIBELLOW, STEVE 15 2:57.42 3:22.98

46) St AUGUSTINE FL 3:23.15
1) MCKINNEY, JIMMY 17 0:24.54 0:50.24
2) DUPONT, TREY 15 1:14.47 1:41.20
3) TYLER, JOHN 14 2:06.37 2:33.49
4) CRACIUN, JON 17 2:57.36 3:23.15

47) KOKOMO IN 3:23.70
1) HARDACRE, MIKE 17 0:24.21 0:51.20
2) GIFFORD, ROB 16 1:15.96 1:42.96
3) HOCH, GREG 15 2:06.79 2:33.79
4) WUNDERLICH, JEFF 16 2:57.62 3:23.70

48) AKRON MET OH 3:23.72
1) BURNSED, JOHN 17 0:23.88 0:48.09
2) MORLEY, MIKE 16 1:12.31 1:39.42
3) WILCOX, BRETT 18 2:04.10 2:32.49
4) MCCAULEY, JASON 17 2:56.21 3:23.72

49) NORTH CANTON OH 3:23.73
1) ARDELEAN, ERIK 17 0:23.98 0:49.77
2) SIMPSON, BRIAN 16 1:13.91 1:41.14
3) WOOLBERT, GORDON 16 2:06.29 2:34.53
4) TOLSON, TODD 16 2:57.58 3:23.73

50) GRT LOWELL MA 3:24.13
1) GOULDSON, SEAN 14 0:24.77 0:50.75
2) FOSTER, DUSTIN 14 1:14.63 1:41.16
3) DIBIASIO, MICHAEL 16 2:06.19 2:34.00
4) KOZOWYK, STEPHEN 14 2:57.84 3:24.13

51) YOUNGSTOWN OH 3:25.16
1) HORSTMAN, SHAWN 17 0:24.07 0:51.40
2) TOROK, JAMES 17 1:15.42 1:43.39
3) SETHI, MANUE 17 2:06.05 2:34.87
4) BLANK, TOM 18 2:58.48 3:25.16

52) LAKE REGION IL 3:30.46
1) HOFFMAN, BRIAN 17 0:24.51 0:51.66
2) DUNTEMAN, CLIFF 18 1:16.17 1:43.74
3) HAWRIN, SCOTT 17 2:08.98 2:38.41
4) BESLER, STEVE 17 3:02.40 3:30.46

1987 NATIONAL YMCA SWIMMING AND DIVING CHAMPIONSHIPS
SHORT COURSE - JUSTUS AQUATIC CENTER
ORLANDO, FLORIDA

APRIL 24, 1987

EVENT : 32 MEN 'S 3 METER DIVING

NATIONAL RECORD 508.70 T.MURPHY MOULTRIE,GA 4-21-83
QUALIFYING FOR NATIONALS .00

RANK	NAME	YEAR	TEAM	PRELIM	SEMI FINALS	FINALS
1	BAELL,BRAD	17	MOULTRIE GA	.00	469.25	462.05
2	IAMS,KENNY	18	HARRISBURG PA	.00	424.60	417.85
3	EAGLES,JEFF	18	CAPE ANN MA	.00	371.70	393.10
4	O'ROURKE,ANDREW	18	WESTPORT CT	.00	380.95	375.65
5	TERRELL,ADAM	12	MOULTRIE GA	.00	370.90	370.50
6	ROGERS,BOB	14	MOULTRIE GA	.00	366.35	364.25
7	SCHICIANO,JASON		BIRMINGHAM MI	.00	387.60	358.90
8	CORMIER,HANK	18	SOUTHEASTERN CT	.00	348.75	345.35
9	MARTIN,KENNY	18	SOMERSET VAL NJ	.00	345.10	
10	HUMMEL,HANS	17	NEW CANAAN CT	.00	337.25	
11	JAMISON,DOUG	17	UPPER MAIN PA	.00	336.75	
12	EVERETT,BILL	17	SOMERSET VAL NJ	.00	333.45	
13	LONG,JAMES	17	POWEL CROSLEY OH	.00	332.85	
14	STAHLMAN,KEVIN	16	SOMERSET VAL NJ	.00	332.35	
15	DETUNG,PETER	17	KETTLE WI	.00	331.15	
16	MACKOFF,ANDREW	17	SOMERSET VAL NJ	.00	328.75	
17	BAKER,BILL		NEW CANAAN CT	.00	315.55	
18	MOSS,JEFFERY	12	MOULTRIE GA	.00	312.55	
19	HARISTON,MARC	18	KALAMAZOO MI	.00	303.85	
20	BOTCHER,BRIAN	15	WESTPORT CT	.00	303.15	
21	SALUS,CHRIS	16	UPPER MAIN PA	.00	290.25	
22	EARL,MATT	17	CAPE ANN MA	.00	289.45	
23	KEENE,RICKY	16	CAPE ANN MA	.00	289.15	
24	MURRAY,PAT	16	SIDNEY-SHELBY OH	.00	289.10	
25	ROCKHILL,KEVIN	18	ANDERSON IN	.00	288.65	
26	LAWRENCE,MATT	15	SOMERSET VAL NJ	.00	276.15	
27	BRANCH,JAMEY	13	MOULTRIE GA	.00	264.25	
28	RYNNING,RALPH	15	WESTPORT CT	.00	264.00	
29	MAXON,JOHN	14	WENATCHEE WA	.00	253.85	
30	SIMMONS,TREV	13	MOULTRIE GA	.00	251.00	
31	HILL,BRADY	18	YORK AND YORK PA	.00	243.20	
32	LERARIS,RONALD	12	CHESTER PA	.00	235.15	
33	KEATING,BRETT	17	KALAMAZOO MI	.00	190.95	
34	GILLMORE,BRIAN	16	ANDERSON IN	.00	177.80	

```
MM MM  MM MM  EEEEEEE  NNNN    NN
MM  MMMM  MM  EE       NN NN   NN
MM   MM   MM  EEEEEE   NN  NN  NN
MM        MM  EE       NN   NN NN
MM        MM  EEEEEEE  NN    NNNN
MM        MM  EEEEEEE  NN     NNN
```

SCORING EVENT 1-30 AND DIVING 32

ALL EVENTS

1)	HOUSTON TX	219.0	31)	FANWOOD NJ	27.0
2)	SARASOTA FL	218.0	33)	GREENVILLE SC	20.0
2)	COLLIER CTY FL	218.0	33)	DAYTONA BEACH FL	20.0
4)	GRT JOLIET IL	200.0	35)	CHAMPAIGN IL	19.0
5)	WILTON CT	197.0	36)	WESTPORT CT	17.0
6)	MILWAUKEE WI	180.0	37)	RED BANK NJ	16.0
7)	CHARLOTTES. VA	172.0	37)	GRT SEATTLE WA	16.0
8)	HARRISBURG PA	129.0	39)	POTTSTOWN PA	15.0
9)	NEW CANAAN CT	128.0	39)	SOUTHEASTERN CT	15.0
10)	RALEIGH NC	117.0	41)	MELROSE MA	14.0
11)	MOULTRIE GA	79.0	41)	RIDGEWOOD NJ	14.0
12)	SOMERSET VAL NJ	73.0	43)	HOUMA LA	13.0
13)	S E FAMILY IN	59.0	43)	CAMBRIDGE OH	13.0
14)	WESTFIELD NJ	57.0	45)	JANESVILLE WI	12.0
15)	ROCHESTER MI	56.0	45)	WAUKESHA WI	12.0
15)	LAS VEGAS NV	56.0	47)	AUBURN NY	11.0
17)	BEAVERCREEK OH	55.0	47)	MISSOURI ND	11.0
18)	NEW HAVEN CT	53.0	49)	VINELAND NJ	10.0
19)	BUTLER PA	50.0	50)	EAST HARTFORD CT	9.0
20)	UPPER MAIN PA	48.0	50)	SHENANGO PA	9.0
21)	CAPE ANN MA	44.0	52)	M E LYONS OH	5.0
22)	NORTH CANTON OH	43.0	52)	POWEL CROSLEY OH	5.0
23)	KNOXVILLE TN	41.0	52)	CEN VIRGINA VA	5.0
24)	PARKERSBURG WV	39.0	52)	TWINBROOK IL	5.0
24)	LAKELAND NJ	39.0	56)	KANKAKEE IL	4.0
26)	GLENDALE CA	38.0	57)	HUNTINGTON NY	3.0
27)	NAPERVILLE IL	35.0	57)	HUNTINGTON WV	3.0
28)	FLUSHING NY	34.0	59)	BLUE ASH OH	2.0
29)	PHOENIXVILLE PA	32.0	59)	HAMDEN CT	2.0
30)	SOMERSET NJ	31.0	59)	KETTLE WI	2.0
31)	BIRMINGHAM MI	27.0			

```
WW        WW   0000000   MMMM    MMMM  EEEEEEE  NNN     NN
WW        WW  000000000  MM MM  MM MM  EEEEEEE  NNNN    NN
WW        WW  00     00  MM  MMMM  MM  EE       NN NN   NN
WW   WW   WW  00     00  MM   MM   MM  EEEEEE   NN  NN  NN
WW  WWWW  WW  00     00  MM        MM  EE       NN   NN NN
WW WW  WW WW  000000000  MM        MM  EEEEEEE  NN    NNNN
WWWW    WWWW   0000000   MM        MM  EEEEEEE  NN     NNN
```

SCORING EVENT 1-30 AND DIVING 32

ALL EVENTS

1)	WILTON CT	347.0	26)	GREENVILLE SC	32.0
2)	LAS VEGAS NV	250.0	27)	ROANOKE VA	31.0
3)	NEW CANAAN CT	228.0	28)	BOISE FAMILY ID	30.0
4)	GRT JOLIET IL	191.0	29)	BLUE ASH OH	29.0
5)	MILWAUKEE WI	164.0	30)	MOULTRIE GA	28.0
6)	UPPER MAIN PA	143.0	31)	SAN PEDRO CA	27.0
7)	NAPERVILLE IL	136.0	32)	WESTPORT CT	26.0
8)	MORRIS CENTER NJ	134.0	33)	HAVERHILL MA	24.0
9)	CHAMPAIGN IL	127.0	34)	ELKHART CTY IN	18.0
9)	READING PA	127.0	35)	CECIL COUNTY MD	12.0
11)	SARASOTA FL	87.0	36)	CEN CHESTER PA	11.0
12)	CHARLOTTES. VA	86.0	37)	CAPE ANN MA	10.0
13)	CASS CTY IN	57.0	37)	LEXINGTON KY	10.0
14)	S E FAMILY IN	54.0	39)	GREEN BAY WI	8.0
15)	WAYNESBORO VA	53.0	40)	N SUBURBAN IL	7.0
16)	SPARTANBURG SC	50.0	40)	NEW HAVEN CT	7.0
17)	FANWOOD NJ	49.0	40)	RED BANK NJ	7.0
18)	ROCHESTER MI	46.0	43)	CHAPEL HILL NC	4.0
19)	COLLIER CTY FL	45.0	43)	ROCK ISLAND IL	4.0
20)	BEAVERCREEK OH	44.0	43)	St AUGUSTINE FL	4.0
21)	PARKERSBURG WV	42.0	43)	JANESVILLE WI	4.0
22)	HOUSTON TX	39.0	47)	SOMERSET NJ	3.0
23)	LAKELAND NJ	38.0	48)	KEENE FAMILY NH	2.0
24)	OAK PARK IL	35.0	49)	WESTFIELD NJ	1.0
25)	SOMERSET VAL NJ	33.0	49)	METAIRIE LA	1.0

```
 CCCCCC   0000000  MMMM    MMMM BBBBBBB  IIIIIIII NNN     NN EEEEEEE DDDDDDD
CCCCCCCC 000000000 MM MM  MM MM BBBBBBBB IIIIIIII NNNN    NN EEEEEEE DDDDDDD
CC    CC 00     00 MM  MMMM  MM BB    BB    II    NN NN   NN EE      DD    DD
CC       00     00 MM   MM   MM BBBBBBB     II    NN  NN  NN EEEEEE  DD    DD
CC    CC 00     00 MM        MM BB    BB    II    NN   NN NN EE      DD    DD
CCCCCCCC 000000000 MM        MM BBBBBBBB IIIIIIII NN    NNNN EEEEEEE DDDDDDDD
 CCCCCC   0000000  MM        MM BBBBBBB  IIIIIIII NN     NNN EEEEEEE DDDDDDD
```

SCORING EVENT 1-30 AND DIVING 32

1)	WILTON CT	544.0	16)	ROCHESTER MI	102.0
2)	GRT JOLIET IL	391.0	17)	BEAVERCREEK OH	99.0
3)	NEW CANAAN CT	356.0	18)	PARKERSBURG WV	81.0
4)	MILWAUKEE WI	344.0	19)	LAKELAND NJ	77.0
5)	LAS VEGAS NV	306.0	20)	FANWOOD NJ	76.0
6)	SARASOTA FL	305.0	21)	NEW HAVEN CT	60.0
7)	COLLIER CTY FL	263.0	22)	WESTFIELD NJ	58.0
8)	CHARLOTTES. VA	258.0	23)	CAPE ANN MA	54.0
8)	HOUSTON TX	258.0	24)	GREENVILLE SC	52.0
10)	UPPER MAIN PA	191.0	25)	WESTPORT CT	43.0
11)	NAPERVILLE IL	171.0	26)	SOMERSET NJ	34.0
12)	CHAMPAIGN IL	146.0	27)	BLUE ASH OH	31.0
13)	S E FAMILY IN	113.0	28)	RED BANK NJ	23.0
14)	MOULTRIE GA	107.0	29)	JANESVILLE WI	16.0
15)	SOMERSET VAL NJ	106.0			



ORLANDO, FLORIDA

NATIONAL YMCA

SWIMMING & DIVING CHAMPIONSHIPS

1987

FINAL RESULTS SATURDAY

APR. 22-25, 1987

ORLANDO, FLORIDA
NATIONAL YMCA
1987
MEN & DIVING CHAMPION
FINAL RESULTS SATURDAY
APR. 22-25, 1987

INTRODUCING THE

1987

Recipient of

THE JOSEPH G. ROGERS AWARD

G. ROBERT MOWERSON

Born in Ann Arbor, Michigan, G. Robert Mowerson became a member of the YMCA at age nine. He participated not only in YMCA Aquatics but volleyball and basketball as well. After high school, he swam at the University of Michigan under the legendary Matt Mann. Mowerson was an NCAA and National AAU Champion. After college he coached swimming at Battle Creek Central High School, Michigan State University and University of Minnesota where he coached several National Champions.

His achievements in Swimming Administration are as outstanding as his coaching. As a member of the Olympic Swimming Committee he was the principal organizer of Swimming Training Camps at U.S. Olympic Training Centers in Colorado Springs, Colorado and Squaw Valley, California.

Among his many accomplishments are:

- World Record in 400 yard Freestyle Relay (1937).
- USA Dominant High School Coach for sixteen years.
- Head Coach, U.S. Swimming Team 1971 Pan American Games.
- Assistant Coach, Michigan State University.
- Head Coach, University of Minnesota.
- President of NISCA.
- Recipient of the YMCA Conrad Carroll Award in 1985.
- Director of U.S. Olympic Swimming Trials 1972 & 1976.
- Chairman NCAA Swimming Rules Committee.
- Chairman of International Swimming Hall of Fame Selection Committee.
- Member International Swimming Hall of Fame Board of Directors.
- Secretary/Treasurer of College Swim Coaches Association.
- Recipient U.S. National Collegiate and Interscholastic Swimming Trophy.
- Vice Chairman U.S. Olympic Swimming Committee.
- Chairman of the CSCAA Swim Forum.
- Recipient of Master and Distinguished Coach Awards.
- Member of the YMCA of the USA Swimming and Diving Committee.
- Chairman of YMCA Swimming Rules Committee.
- Honoree State of Minnesota Hall of Fame.
- Honoree University of Minnesota Hall of Fame.
- Honoree International Swimming Hall of Fame.

His participation in YMCA activities dating back to the Ann Arbor YMCA is part of the foundation upon which his services to and accomplishments of competitive aquatics has benefited our sport. "No one man has had his foot, head and certainly his heart in so many levels of Swimming".

The measure of success or stature of a person is the effect that person has on other people. Bob Mowerson has touched many lives and has had a positive effect on all of them. His dedication to the Sport of Swimming has meant a great deal to competitors, parents and associates alike.

The greatest gift one can give to humanity is the gift of a constructive, dedicated and creative life. Many have given these gifts to the YMCA competitive Aquatic Program. Bob Mowerson is one of these people. We are indeed proud to honor G. Robert Mowerson as the 1987 recipient of the Joseph P. Rogers Award.

1987 NATIONAL YMCA SWIMMING AND DIVING CHAMPIONSHIPS
SHORT COURSE - JUSTUS AQUATIC CENTER
ORLANDO, FLORIDA

APRIL 25, 1987

EVENT : 31 WOMEN'S 1 METER DIVING

NATIONAL RECORD 475.95 M.FISCHBACH FT.DODGE,IA 4-24-82
QUALIFYING FOR NATIONALS .00

RANK	NAME	YEAR	TEAM	PRELIM	SEMI FINALS	FINALS
1	GAUDES,LAURIE	16	MILWAUKEE WI	.00	401.60	387.65
2	SCHUBERT,TAMI	18	MILWAUKEE WI	.00	383.40	382.30
3	STANLEY,KRISTEN	16	WESTPORT CT	.00	375.10	380.15
4	KULLER,MELISA	16	ELKHART CTY IN	.00	358.00	362.10
5	MIMS,TONYA	14	MOULTRIE GA	.00	381.45	348.95
6	DEGLOPPER,ERICA	18	MILWAUKEE WI	.00	383.70	343.20
7	TERRELL,BRANDY	18	MOULTRIE GA	.00	342.25	328.90
8	BUNKER,NICOLE	17	SOMERSET VAL NJ	.00	345.15	317.70
9	SCHMIDT,AMY	17	GLENWOOD PA	.00	341.80	
10	FARRA,LISA	17	UPPER MAIN PA	.00	334.60	
11	HODGENS,JULIANNE	17	CAPE ANN MA	.00	330.00	
12	WILKINS,KIM	16	ELKHART CTY IN	.00	325.95	
13	RUSIN,KIM	15	SOMERSET VAL NJ	.00	324.40	
14	ANDERSON,JOY	15	GREEN BAY WI	.00	319.15	
15	MILLER,SASHA	15	YORK AND YORK PA	.00	314.90	
16	TAPPEN,JILL	14	SOMERSET VAL NJ	.00	301.70	
17	BLOCK,TAMARA	16	WESTPORT CT	.00	301.20	
18	LAGER,JENNY	17	SOMERSET VAL NJ	.00	300.40	
19	MARTIN,ELLEN	16	SOMERSET VAL NJ	.00	294.35	
20	DODDS,KARIN	16	MILWAUKEE WI	.00	293.30	
21	FREDICKS,ROSIE	15	MILWAUKEE WI	.00	288.85	
22	LABAR,DEBBIE	15	SOMERSET VAL NJ	.00	288.30	
23	KEHOE,KELLEY	17	SOMERSET VAL NJ	.00	285.55	
24	SKOGG,RACHEL	17	GREEN BAY WI	.00	276.20	
25	MITCHELL,MEGHAN	14	BRADFORD PA	.00	275.50	
26	MARTIN,LAURA	16	WESTPORT CT	.00	272.85	
27	BARBOR,AMY	16	YORK AND YORK PA	.00	271.30	
28	KULLER,MAREN	14	ELKHART CTY IN	.00	268.25	
29	GRAHAM,MICHELLE	16	ELKHART CTY IN	.00	265.10	
30	PHILLIPS,JODIE	14	SOMERSET VAL NJ	.00	264.05	
31	CAPANTS,KAREN	16	SOMERSET VAL NJ	.00	261.95	
32	BAK,KIM	15	NEW CANAAN CT	.00	254.50	
33	CZUCHAN,ANDREA	16	CHESTER PA	.00	121.10	
34	JUDGE KRISTEN	17	NORTH CANTON OH	.00	117.40	
35	PETERSON,KATIE		NEW CANAAN CT	.00	116.45	
36	FRIEDMAN,MARCI	15	POWEL CROSLEY OH	.00	115.40	
37	HAMILTON,RENEE	17	CHESTER PA	.00	113.55	
38	SHARPE,MARIA	18	POWEL CROSLEY OH	.00	109.30	
39	STELTENPOHL,LISA	16	BLUE ASH OH	.00	107.45	
40	MESSINGER,MEREDITH	16	CHESTER PA	.00	102.45	
41	KLINEFELTER,ANGELA	15	YORK AND YORK PA	.00	97.40	
42	MOSER,MELISSA	17	WENATCHEE WA	.00	89.20	
43	CHIASERA,GERYLANN	18	BAYONNE NJ	.00	83.95	
44	REICHART,DANIELLE	16	BAYONNE NJ	.00	55.90	

1987 NATIONAL YMCA SWIMMING AND DIVING CHAMPIONSHIPS
SHORT COURSE - JUSTUS AQUATIC CENTER
ORLANDO, FLORIDA

EVENT : 33 WOMEN 'S 1650 YARDS FREESTYLE
NATIONAL RECORD 16:23.24 B.BOWMAN B.R.RYALL, IL 4-18-86
QUALIFYING FOR NATIONALS 18:06.59

FINAL RESULTS TIMED FINALS

RANK	NAME	YEAR	TEAM	TIME
1)	DIETRICH,CATHY	15	GRT JOLIET IL	16:48.83
	0:57.57 1:58.08 2:58.67 3:59.25 5:00.24 6:01.67			
	7:02.85 8:03.63 9:04.68 10:05.38 11:05.97 12:06.83			
	13:07.96 14:08.86 15:09.95 16:11.04			
2)	JACOBSON,LAURIE	16	LAS VEGAS NV	16:45.61
	0:57.75 1:58.14 2:58.48 3:58.30 4:59.08 5:59.61			
	7:00.71 8:01.66 9:02.76 10:04.00 11:04.86 12:06.20			
	13:06.15 14:10.40 15:12.53 16:15.01			
3)	RACHT,ERIN	13	G E FAMILY IN	17:01.75
	0:57.98 1:59.34 3:01.55 4:03.63 5:06.12 6:08.34			
	7:10.63 8:12.86 9:15.20 10:17.86 11:20.06 12:22.31			
	13:24.78 14:27.18 15:29.72 16:31.52			
4)	DAHL,JENNIFER	14	BLUE ASH OH	17:02.81
	0:58.96 2:00.91 3:03.25 4:05.67 5:08.04 6:10.37			
	7:12.85 8:15.09 9:17.64 10:20.09 11:22.23 12:24.47			
	13:26.56 14:29.25 15:31.04 16:32.61			
5)	HESS,JENNIFER	13	READING PA	17:13.64
	0:58.07 1:59.79 3:02.05 4:04.28 5:06.07 6:09.57			
	7:12.44 8:15.43 9:18.22 10:21.14 11:24.20 12:27.45			
	13:31.03 14:34.72 15:38.45 16:42.25			
6)	ASHLEY,DYER	15	LEXINGTON KY	17:17.97
	0:58.87 2:01.24 3:04.30 4:07.34 5:10.28 6:13.64			
	7:16.38 8:19.73 9:22.93 10:25.40 11:29.41 12:32.96			
	13:36.85 14:40.80 15:44.90 16:48.29			
7)	RUNGE,MARGARET MARY	17	WILTON CT	17:24.55
	0:59.51 2:02.15 3:05.03 4:08.37 5:11.96 6:14.24			
	7:17.90 8:21.96 9:25.05 10:28.46 11:33.07 12:37.79			
	13:41.70 14:45.91 15:50.10 16:53.54			
8)	WARRICK,KAREN	16	ELKHART CTY IN	17:32.29
	1:00.70 2:03.96 3:07.92 4:11.96 5:16.30 6:20.50			
	7:24.90 8:29.25 9:33.18 10:37.39 11:41.13 12:44.80			
	13:48.67 14:52.65 15:56.89 17:01.10			
9)	STEEL,KIM	15	CEN CHESTER PA	17:36.11
	0:58.38 2:01.46 3:04.58 4:08.91 5:12.23 6:15.89			
	7:20.11 8:24.27 9:28.76 10:33.71 11:38.52 12:43.53			
	13:49.08 14:54.65 16:00.07 17:04.61			
10)	DAHL,JULIE	16	BLUE ASH OH	17:37.77
	1:00.93 2:04.45 3:08.44 4:12.37 5:16.55 6:20.52			
	7:24.85 8:29.43 9:33.73 10:38.33 11:42.86 12:47.13			
	13:51.95 14:56.67 16:01.58 17:06.01			
11)	WEPFER,MELISSA	16	SARASOTA FL	17:48.15
	1:01.26 2:05.63 3:10.47 4:15.66 5:20.54 6:24.85			
	7:29.27 8:33.65 9:37.93 10:42.31 11:46.67 12:51.00			
	13:55.26 14:59.51 16:03.81 17:08.31			
12)	BRADLEY,BRENDA	18	HAVERHILL MA	17:45.00
	0:59.60 2:03.37 3:07.50 4:11.58 5:16.01 6:20.58			
	7:25.41 8:30.17 9:35.22 10:40.59 11:45.97 12:51.37			
	13:56.67 15:01.70 16:06.50 17:12.47			
13)	LINNIHAN,RACHEL	16	APPLETON WI	17:52.22
	0:59.57 2:03.44 3:07.72 4:12.91 5:18.49 6:24.25			
	7:30.01 8:35.65 9:41.07 10:46.56 11:51.59 12:57.33			
	14:03.00 15:09.38 16:15.18 17:20.83			
14)	RICE,KATIE	17	BLENDALE CA	17:54.45
	1:04.52 2:10.05 3:15.58 4:20.89 5:26.40 6:31.61			
	7:36.31 8:41.02 9:46.09 10:51.34 11:56.11 13:01.16			
	14:06.42 15:11.80 16:17.24 17:22.77			
15)	JONES,ELIZABETH	16	ROANOKE VA	17:58.69
	0:59.68 2:03.79 3:08.74 4:14.04 5:19.53 6:24.23			
	7:29.94 8:36.02 9:42.32 10:48.36 11:54.88 12:59.68			
	14:06.38 15:14.23 16:21.38 17:27.48			
16)	MERCLELIAND,LAURA	18	NEW HAVEN CT	17:58.93
	1:01.58 2:06.16 3:12.70 4:19.16 5:25.60 6:32.85			
	7:39.01 8:46.04 9:52.01 10:57.97 12:02.36 13:07.19			
	14:12.52 15:17.92 16:22.67 17:27.73			
17)	LIVENGOOD,PAM	16	WINSTON-SALEM NC	17:59.49
	1:01.62 2:05.64 3:10.38 4:15.08 5:20.51 6:26.15			
	7:31.74 8:38.09 9:44.21 10:50.70 11:56.91 13:03.14			
	14:09.59 15:16.46 16:23.14 17:28.38			
18)	BAJDA,JOYCE	14	OAK PARK IL	18:05.40
	0:59.96 2:05.02 3:10.81 4:17.47 5:24.11 6:30.91			
	7:37.36 8:43.50 9:50.17 10:56.40 12:02.87 13:08.83			
	14:14.85 15:20.95 16:27.00 17:33.44			
19)	BLAKE,REBECCA	14	NEW HAVEN CT	18:12.61
	0:59.00 2:04.28 3:09.73 4:15.73 5:22.02 6:29.52			
	7:36.53 8:43.32 9:50.72 10:58.53 12:05.93 13:13.54			
	14:20.90 15:28.10 16:35.32 17:41.49			
20)	MONN,STEPHANIE	16	FREDERICKSBURG V	19:00.32
	1:01.60 2:07.71 3:14.54 4:22.25 5:31.18 6:40.76			
	7:50.29 9:00.20 10:10.33 11:21.25 12:32.12 13:43.55			
	14:54.09 16:05.12 17:15.47 18:25.86			
	WOLFRAM,NICOLE	16	LAS VEGAS NV	DISQUAL-N5

EVENT : 34 MEN 'S 1650 YARDS FREESTYLE
NATIONAL RECORD 15:19.24 D.SIMS JOLIET, IL 1980
QUALIFYING FOR NATIONALS 17:04.39

FINAL RESULTS TIMED FINALS

RANK	NAME	YEAR	TEAM	TIME
1)	WEATHERFORD,DEREK	15	COLLIER CTY FL	15:45.51
	0:54.53 1:52.82 2:51.67 3:49.46 4:48.02 5:45.83			
	6:44.09 7:42.40 8:39.71 9:37.52 10:34.72 11:31.10			
	12:27.68 13:24.46 14:20.19 15:17.14			
2)	WILHELM,ERIC	18	GRT JOLIET IL	15:48.61
	0:54.31 1:52.70 2:51.17 3:49.51 4:47.63 5:45.29			
	6:43.59 7:41.84 8:39.79 9:37.24 10:34.39 11:31.83			
	12:28.28 13:25.20 14:22.76 15:20.75			
3)	BIBELLOW,STEVE	15	S E FAMILY IN	15:54.29
	0:54.83 0:00.00 0:00.00 3:49.74 4:48.16 5:46.23			
	6:44.46 7:42.60 8:40.36 9:37.98 10:35.38 11:32.72			
	12:30.96 13:29.56 14:28.02 15:26.37			
4)	HOLOVACS,TIM	18	LAKELAND NJ	16:00.66
	0:55.27 1:53.83 2:53.12 3:52.19 4:51.13 5:49.86			
	6:48.77 7:47.53 8:45.85 9:44.00 10:42.94 11:41.90			
	12:40.38 13:38.60 14:36.25 16:00.66			
5)	BEALDRY,DOUG	17	LAS VEGAS NV	16:04.36
	0:54.44 1:52.32 2:50.50 3:48.73 4:46.98 5:44.98			
	6:43.35 7:41.89 8:39.83 9:37.91 10:35.90 11:35.04			
	12:34.27 13:34.33 14:35.26 15:35.42			
6)	MEYER,PHIL	17	SOMERSET NJ	16:13.48
	0:54.64 1:52.56 2:50.95 3:49.84 4:48.93 5:48.17			
	6:47.35 7:46.31 8:45.27 9:44.64 10:44.09 11:43.59			
	12:43.27 13:43.30 14:43.56 15:43.96			
7)	PRETTITORE,PAUL	17	RIDGEWOOD NJ	16:15.76
	0:26.48 0:55.58 1:24.63 1:54.18 2:23.94 2:53.19			
	3:22.21 3:51.12 4:20.26 4:49.36 5:18.53 5:47.93			
	6:17.41 6:46.95 7:16.71 7:46.28			
8)	LANGEL,GREG	17	LAS VEGAS NV	16:19.94
	0:55.63 1:54.18 2:53.54 3:53.09 4:52.64 5:52.35			
	6:51.70 7:51.39 8:51.10 9:51.21 10:50.72 11:50.63			
	12:50.53 13:50.55 14:50.98 15:50.80			
9)	BOWRIE,SEAN	13	LAKELAND NJ	16:38.27
	0:57.25 1:57.63 2:57.76 3:58.54 4:59.00 5:59.67			
	7:00.71 8:01.46 9:01.46 10:01.84 11:02.17 12:02.56			
	13:02.77 14:03.03 15:03.01 16:02.25			
10)	GOULDSON,SEAN	14	GRT LOWELL MA	16:31.23
	0:56.65 1:54.99 2:54.25 3:53.62 4:53.21 5:53.05			
	6:53.06 7:52.82 8:52.92 9:54.53 10:55.58 11:57.01			
	12:58.52 13:59.98 15:01.56 16:02.07			
11)	BALLARD,CHRISTIAN	15	GLENDALE CA	16:31.98
	0:56.65 1:56.97 2:57.54 3:58.13 4:59.49 6:00.35			
	7:01.44 8:02.33 9:02.95 10:03.28 11:03.79 12:04.00			
	13:04.43 14:04.34 15:04.25 16:03.92			
12)	LOTA,MARK	17	SARASOTA FL	16:34.55
	0:56.17 1:56.28 2:56.38 3:55.41 4:55.12 5:54.98			
	6:54.81 7:55.36 8:56.17 9:57.17 10:58.47 11:59.73			
	13:01.22 14:02.22 15:03.27 16:04.83			
13)	BROOKER,BEDREE	16	NAPERVILLE IL	16:41.24
	0:57.03 1:57.47 2:58.16 3:59.07 5:00.27 6:01.39			
	7:03.38 8:04.77 9:05.78 10:07.06 11:08.08 12:09.19			
	13:09.99 14:10.86 15:12.19 16:12.82			
14)	MONTGOMERY,LUKE	17	FLUSHING NY	16:42.38
	0:55.72 1:54.46 2:53.36 3:52.10 4:51.37 5:51.38			
	6:51.98 7:52.53 8:53.86 9:55.46 10:57.64 12:00.55			
	13:03.23 14:05.65 15:08.07 16:11.09			
15)	SIMMS,KARL	15	PARKERSBURG WV	16:42.33
	0:54.26 1:53.25 2:53.05 3:53.76 4:54.80 5:56.66			
	6:58.47 7:59.73 9:00.81 10:02.62 11:04.73 12:06.52			
	13:08.38 14:10.28 15:12.19 16:13.68			
16)	BEEMER,JEFF	17	CHAPEL HILL NC	16:42.56
	0:55.62 1:54.86 2:54.78 3:55.15 4:56.06 5:57.27			
	6:58.00 8:00.57 9:02.19 10:04.28 11:06.21 12:08.00			
	13:10.06 14:11.42 15:13.54 16:14.13			
17)	MARCOTTE,JOE	14	BLUE ASH OH	16:48.22
	0:59.19 2:00.85 3:02.53 4:03.86 5:05.95 6:07.27			
	7:08.58 8:09.87 9:10.86 10:12.15 11:13.09 12:14.63			
	13:15.75 14:16.85 15:18.00 16:18.99			
18)	KOZOWYK,STEPHEN	14	GRT LOWELL MA	16:50.82
	0:56.34 1:57.03 2:57.86 3:59.38 5:01.05 6:03.09			
	7:05.06 8:07.07 9:08.66 10:10.56 11:11.93 12:14.32			
	13:16.52 14:18.74 15:20.28 16:21.25			
19)	EBBERS,SCOTT	17	BLUE ASH OH	16:52.53
	0:59.22 2:01.36 3:02.56 4:03.96 5:05.93 6:07.52			
	7:08.99 8:10.36 9:12.04 10:13.43 11:15.21 12:16.81			
	13:18.56 14:19.99 15:21.73 16:23.32			
20)	COOK,BILL	18	NAPERVILLE IL	16:53.80
	0:56.04 1:55.91 2:56.84 3:58.36 4:59.88 6:01.55			
	7:03.36 8:05.30 9:07.89 10:10.61 11:12.55 12:14.82			
	13:17.65 14:19.87 15:21.82 16:23.63			
21)	MOORE,MIKE	17	COLLIER CTY FL	16:54.50
	0:54.64 1:53.78 2:53.63 3:54.12 4:54.93 5:56.01			
	6:57.83 8:00.06 9:02.28 10:04.87 11:07.30 12:10.20			
	13:13.57 14:17.17 15:21.12 16:24.21			
22)	GRIGG,CASEY	14	GLENDALE CA	16:59.98
	0:59.11 1:59.86 3:00.68 4:01.30 5:02.14 6:03.77			
	7:05.60 8:07.45 9:09.68 10:12.40 11:14.49 12:17.61			
	13:20.56 14:23.87 15:26.67 16:29.65			
23)	FORRESTER,JIMMY	17	BASTON CTY NC	16:59.99
	0:57.65 1:58.44 2:59.67 4:01.34 5:03.60 6:05.32			
	7:07.10 8:08.94 9:11.44 10:13.84 11:16.21 12:18.57			
	13:21.20 14:23.78 15:26.52 16:29.52			
24)	TYLER,JOHN	14	St AUGUSTINE FL	17:00.37
	0:57.68 1:58.89 3:01.03 4:02.62 5:04.84 6:06.65			
	7:08.95 8:11.31 9:13.47 10:16.38 11:18.58 12:21.27			
	13:23.89 14:26.53 15:29.43 16:31.21			
25)	LOFTUS,PETER	17	GRT SCRANTON PA	17:05.71
	0:57.72 2:00.18 3:02.28 4:04.39 5:07.11 6:10.42			
	7:13.33 8:16.60 9:18.72 10:21.26 11:23.10 12:25.51			
	13:28.19 14:30.96 15:33.24 16:35.87			
26)	ZIMMERMAN,BRIAN	17	TRUMBULL CTY OH	17:16.98
	0:55.75 1:55.08 2:55.47 3:56.15 4:57.29 5:58.94			
	7:01.67 8:06.07 9:10.52 10:17.82 11:22.67 12:28.13			
	13:32.49 14:37.31 15:41.44 16:45.25			
27)	LEE,DEREK	18	KNOXVILLE TN	17:19.48
	0:59.28 2:00.73 3:03.25 4:05.82 5:08.95 6:12.13			
	7:15.20 8:18.20 9:21.17 10:25.03 11:29.20 12:33.17			
	13:37.05 14:41.39 15:45.76 16:49.07			

EVENT : 35 WOMEN 'S 200 YARDS BREASTSTROKE
NATIONAL RECORD 2:19.80 S.PUTZI JOLIET, IL 4-28-84
QUALIFYING FOR NATIONALS 2:38.49

PLACE	NAME	YEAR	TEAM	TRIALS	FINAL
CHAMPIONSHIP FINAL					
1)	SEWARD,LESLIE	16	WILTON CT	2:23.40	2:22.96
	0:32.19 1:08.58 1:45.87 2:22.96				
2)	BRAKELEY,KRISTIN	16	NEW CANAAN CT	2:25.88	2:22.97
	0:32.52 1:09.11 1:46.19 2:22.97				
3)	VOGEL,DIANNA	18	LAKELAND NJ	2:24.97	2:23.54
	0:32.34 1:09.19 1:45.85 2:23.54				
4)	MAZUR,LAURA	17	PARKERSBURG WV	2:24.64	2:23.83
	0:32.22 1:08.98 1:46.23 2:23.83				
5)	WHALEN,SUSAN	16	FANWOOD NJ	2:24.94	2:24.17
	0:32.61 1:09.78 1:46.73 2:24.17				
6)	COHEN,SHANNON	16	MILWAUKEE WI	2:25.10	2:24.68
	0:33.34 1:10.55 1:47.59 2:24.68				
7)	DUCKWORTH,PAM	16	UPPER MAIN PA	2:26.22	2:24.80
	0:33.44 1:09.92 1:47.05 2:24.80				
8)	LEWIS,ROBIN	15	NEW HAVEN CT	2:25.74	2:25.70
	0:33.21 1:09.72 1:47.33 2:25.70				

(CONTINUED ON NEXT PAGE)

EVENT : 35 WOMEN'S 200 YARDS BREASTSTROKE (CONTINUED)

CONSOLATION FINAL

9)	HAAS, BETH	17 READING PA	2:26.31	2:24.61
	0:32.34 1:08.57	1:46.14 2:24.61		
10)	BAILEY, PAULA	17 COLLIER CTY FL	2:27.79	2:26.72
	0:33.63 1:10.41	1:48.48 2:26.72		
11)	KORY, DEBORAH	13 SAN PEDRO CA	2:28.40	2:26.74
	0:33.77 1:11.08	1:48.96 2:26.74		
12)	WEPFER, MELISSA	16 SARASOTA FL	2:28.91	2:27.38
	0:34.09 1:11.66	1:49.55 2:27.38		
13)	MARTENEY, TRICIA	17 ROANOKE VA	2:28.89	2:27.62
	0:33.78 1:11.10	1:48.95 2:27.62		
14)	MURRAY, MARION	18 CHAPEL HILL NC	2:28.01	2:29.09
	0:33.48 1:10.58	1:49.31 2:29.09		
15)	MONACO, MARI	16 GRT JOLIET IL	2:28.37	2:29.33
	0:32.84 1:10.68	1:49.90 2:29.33		
16)	BOLES, STEPHANIE	14 WILTON CT	2:29.13	2:31.82
	0:33.89 1:11.95	1:51.50 2:31.82		

1)	SEWARD, LESLIE	16 WILTON CT	2:23.40	
	0:32.19 1:08.44	1:46.18 2:23.40		
2)	MAZUR, LAURA	17 PARKERSBURG WV	2:24.64	
	0:32.00 1:08.14	1:45.86 2:24.64		
3)	WHALEN, SUSAN	16 FANWOOD NJ	2:24.94	
	0:33.41 1:10.94	1:47.68 2:24.94		
4)	VOBEL, DIANNA	18 LAKELAND NJ	2:24.97	
	0:32.75 1:09.56	1:47.09 2:24.97		
5)	COHEN, SHANNON	16 MILWAUKEE WI	2:25.10	
	0:34.28 1:11.44	1:48.27 2:25.10		
6)	LEWIS, ROBIN	15 NEW HAVEN CT	2:25.74	
	0:33.43 1:10.05	1:47.89 2:25.74		
7)	BARKELEY, KRISTIN	16 NEW CANAAN CT	2:25.88	
	0:32.71 1:10.17	1:48.22 2:25.88		
8)	DUCKWORTH, PAM	16 UPPER MAIN PA	2:26.22	
	0:33.91 1:10.78	1:48.58 2:26.22		
9)	HAAS, BETH	17 READING PA	2:26.31	
	0:32.29 1:08.89	1:47.14 2:26.31		
10)	BAILEY, PAULA	17 COLLIER CTY FL	2:27.79	
	0:33.41 1:10.25	1:48.56 2:27.79		
11)	MURRAY, MARION	18 CHAPEL HILL NC	2:28.01	
	0:33.44 1:10.98	1:49.21 2:28.01		
12)	MONACO, MARI	16 GRT JOLIET IL	2:28.37	
	0:32.52 1:10.20	1:49.12 2:28.37		
13)	KORY, DEBORAH	13 SAN PEDRO CA	2:28.40	
	0:34.22 1:12.25	1:49.58 2:28.40		
14)	MARTENEY, TRICIA	17 ROANOKE VA	2:28.89	
	0:33.98 1:11.29	1:49.63 2:28.89		
15)	WEPFER, MELISSA	16 SARASOTA FL	2:28.91	
	0:34.23 1:11.95	1:50.17 2:28.91		
16)	BOLES, STEPHANIE	14 WILTON CT	2:29.13	
	0:33.95 1:12.22	1:50.19 2:29.13		
17)	SNYDER, ROBYN	17 RED BANK NJ	2:29.32	
	0:33.86 1:11.33	1:50.63 2:29.32		
18)	PAUL, JENNY	16 MILWAUKEE WI	2:29.62	
	0:33.57 1:11.53	1:49.98 2:29.62		
19)	BAWYER, TRACY	17 MILWAUKEE WI	2:30.01	
	0:33.45 1:11.16	1:50.00 2:30.01		
20)	PEREIRA, CATHY	17 HOUSTON TX	2:30.05	
	0:33.56 1:10.93	1:50.27 2:30.05		
21)	WILCZAK, MELISSA	14 GRT JOLIET IL	2:30.15	
	0:33.72 1:11.47	1:50.18 2:30.15		
22)	MADDOX, JULIA	16 KNOXVILLE TN	2:30.43	
	0:33.88 1:10.78	1:49.85 2:30.43		
23)	TORELL, SUSAN	16 UPPER MAIN PA	2:30.84	
	0:33.67 1:12.15	1:51.70 2:30.84		
24)	WARNER, KRISTI	19 GRT SEATTLE WA	2:31.01	
	0:33.99 1:12.24	1:51.43 2:31.01		
25)	PAULOS, NIKKI	14 MILWAUKEE WI	2:31.03	
	0:33.79 1:11.76	1:50.82 2:31.03		
26)	EVEY, SHERI	16 LAKELAND NJ	2:31.05	
	0:32.69 1:10.33	1:50.16 2:31.05		
27)	QUINN, ERIN	14 NEW CANAAN CT	2:31.23	
	0:34.18 1:12.66	1:51.82 2:31.23		
28)	DUKSTEIN, AMY	16 OAK PARK IL	2:31.83	
	0:33.49 1:12.02	1:51.54 2:31.83		
29)	TODD, KAREN	14 NAPERVILLE IL	2:31.86	
	0:34.16 1:13.24	1:52.75 2:31.86		
30)	BUDNICK, JEN	15 RIDGEWOOD NJ	2:31.91	
	0:33.04 1:12.13	1:51.41 2:31.91		
31)	MCCLAIN, HOLLY	16 FAIRFIELD OH	2:32.03	
	0:34.01 1:12.78	1:52.16 2:32.03		
32)	FISHER, DANIELLE	15 SARASOTA FL	2:32.05	
	0:34.97 1:13.20	1:52.44 2:32.05		
33)	MERKLE, STEPHANIE	16 STATE COLLEGE PA	2:32.11	
	0:34.71 1:12.46	1:52.34 2:32.11		
34)	SCHILDT, DENISE	17 READING PA	2:32.27	
	0:33.65 1:11.98	1:52.27 2:32.27		
35)	SKOKOS, TINA	14 RED BANK NJ	2:32.29	
	0:34.59 1:13.02	1:52.28 2:32.29		
36)	KOENIG, DEBORAH	14 WESTPORT CT	2:32.62	
	0:34.68 1:12.98	1:52.42 2:32.62		
37)	MARRAH, KIM	15 ANDOVER NORTH MA	2:32.84	
	0:33.67 1:12.10	1:51.50 2:32.84		
38)	BETHEK, AMY	14 READING PA	2:32.89	
	0:33.47 1:11.47	1:51.46 2:32.89		
39)	HAYDEN, MELISSA	14 CHARLOTTES. VA	2:32.98	
	0:34.86 1:12.57	1:52.44 2:32.98		
40)	GRUBB, DARRAH	16 LEBANON CTY PA	2:33.64	
	0:33.88 1:12.57	1:53.07 2:33.64		
41)	CARPENTER, AMY	16 SUMMIT AREA NJ	2:33.66	
	0:34.68 1:13.04	1:52.88 2:33.66		
42)	BEHSMANN, KORI	17 RIDGEWOOD NJ	2:33.76	
	0:34.49 1:13.25	1:52.91 2:33.76		
43)	YUTZY, JULIE	17 CUMBERLAND MD	2:33.92	
	0:33.59 1:11.93	1:52.72 2:33.92		
44)	MILLER, DORI	16 HAMDEN CT	2:34.71	
	0:34.25 1:13.10	1:53.48 2:34.71		
45)	HILLIARD, MARSHA	13 MILWAUKEE WI	2:34.91	
	0:33.64 1:11.35	1:52.20 2:34.91		
46)	MAI, KIM	15 MILWAUKEE WI	2:34.93	
	0:35.88 1:14.41	1:54.26 2:34.93		
47)	SNOW, JENNIFER	18 INLAND WA	2:35.08	
	0:35.27 1:14.12	1:54.17 2:35.08		
48)	BECKENSTEIN, STACEY	13 CHARLOTTES. VA	2:35.16	
	0:34.23 1:13.37	1:54.32 2:35.16		
49)	PREMO, DANNIELLE	14 LA CROSSE WI	2:35.26	
	0:33.80 1:12.18	1:53.00 2:35.26		
50)	CARLIN, KELLY	14 MASSILLON OH	2:35.48	
	0:34.08 1:13.33	1:54.09 2:35.48		
51)	SANDS, WENDY	17 UPPER MAIN PA	2:35.63	
	0:34.80 1:13.57	1:54.07 2:35.63		
52)	SKIBBA, MAGGIE	17 ANDOVER NORTH MA	2:35.77	
	0:34.42 1:13.18	1:53.70 2:35.77		
53)	BAY, LISA	14 ST AUGUSTINE FL	2:35.93	
	0:35.47 1:14.64	1:55.27 2:35.93		
54)	REINEKE, SHERYL	17 BEVERLY MA	2:36.03	
	0:35.48 1:14.25	1:54.44 2:36.03		

EVENT : 35 WOMEN'S 200 YARDS BREASTSTROKE (CONTINUED)

55)	FRANZ, LISSA	18 UPPER MAIN PA	2:36.18	
	0:34.37 1:13.78	1:55.87 2:36.18		
56)	BERNER, GILLIAN	12 MDI BARHARBOR ME	2:36.24	
	0:34.82 1:14.30	1:55.24 2:36.24		
57)	MCCOLLUM, PATRICIA	14 KNOXVILLE TN	2:36.30	
	0:35.07 1:15.11	1:56.78 2:36.30		
58)	SIMMONS, ANNE	14 INLAND WA	2:36.44	
	0:34.57 1:13.98	1:54.51 2:36.44		
58)	MATTISON, KATHY	17 COLUMBUS OH	2:36.44	
	0:34.28 1:12.92	1:54.27 2:36.44		
60)	COLE, CARRINGTON	15 ROANOKE VA	2:36.47	
	0:34.92 1:15.02	1:55.76 2:36.47		
60)	JOHNSON, SUSIE	17 WESTPORT CT	2:36.47	
	0:35.78 1:15.28	1:55.55 2:36.47		
62)	BIBB, STEPHANIE	13 RALEIGH NC	2:36.58	
	0:36.53 1:17.32	1:57.37 2:36.58		
63)	KRODVAND, NATALIE	15 WINSTON-SALEM NC	2:36.73	
	0:35.47 1:15.78	1:56.26 2:36.73		
64)	HALL, CHRISTINE	17 ROANOKE VA	2:36.75	
	0:34.56 1:13.74	1:54.71 2:36.75		
65)	CHAN, JENNIFER	15 LEXINGTON KY	2:36.87	
	0:35.85 1:14.22	1:54.92 2:36.87		
66)	BASS, LAURIE	16 BREMERTON WA	2:36.99	
	0:34.26 1:13.94	1:54.60 2:36.99		
67)	STEVENS, REBECCA	17 N MIDDLESEX CT	2:37.04	
	0:35.75 1:14.71	1:55.19 2:37.04		
68)	BIRD, DANIELLE	15 CEN VIRGINA VA	2:37.11	
	0:34.27 1:13.86	1:55.21 2:37.11		
69)	GROSS, SARAH	13 NAPERVILLE IL	2:37.12	
	0:35.14 1:13.69	1:55.21 2:37.12		
70)	PAULSEN, KIRSTEN	14 WESTPORT CT	2:37.20	
	0:35.12 1:14.70	1:56.29 2:37.20		
71)	BIZIK, BARBARA	17 RIDGEWOOD NJ	2:37.30	
	0:35.29 1:14.82	1:55.68 2:37.30		
72)	KNUTZEN, MANDY	17 WAUKESHA WI	2:37.36	
	0:35.36 1:15.07	1:55.83 2:37.36		
73)	PEREIRA, FRANCES	15 HOUSTON TX	2:37.40	
	0:36.14 1:15.96	1:56.89 2:37.40		
74)	KOMLYN, MELISA	20 NEW CANAAN CT	2:37.59	
	0:35.50 1:14.97	1:56.18 2:37.59		
75)	DICKSON, KIMBERLY	16 JANESVILLE WI	2:37.65	
	0:34.48 1:14.51	1:55.73 2:37.65		
76)	FLETCHER, PATRICIA	17 SARASOTA FL	2:37.67	
	0:36.01 1:15.19	1:55.92 2:37.67		
77)	OLSEN, MAUREEN	14 MADISON WEST WI	2:37.72	
	0:34.48 1:14.30	1:55.68 2:37.72		
78)	DEMAREST, MICHELE	17 SOMERSET NJ	2:37.73	
	0:34.92 1:14.87	1:55.47 2:37.73		
79)	WALSH, JOYLENE	14 GRT JOLIET IL	2:37.84	
	0:35.04 1:14.71	1:55.79 2:37.84		
80)	SEIP, CHRIS	16 LAS VEGAS NV	2:38.03	
	0:34.68 1:13.64	1:55.27 2:38.03		
81)	RAIDER, JAMIE	16 SOUTHINGTON CT	2:38.09	
	0:34.11 1:13.33	1:55.38 2:38.09		
82)	HAMPTON, MICHELE	17 LEXINGTON KY	2:38.15	
	0:35.39 1:14.79	1:56.12 2:38.15		
83)	MEHANNA, VANESSA	12 CUMBERLAND MD	2:38.19	
	0:34.97 1:15.31	1:57.08 2:38.19		
84)	STOCKING, MARYBETH	14 CAPE ANN MA	2:38.27	
	0:35.35 1:14.61	1:56.12 2:38.27		
85)	MUENCH, JENNIFER	16 COLLIER CTY FL	2:38.64	
	0:34.43 1:13.59	1:55.44 2:38.64		
86)	PAGE, BETSY	14 ROCHESTER MI	2:38.65	
	0:36.03 1:15.86	1:57.09 2:38.65		
87)	STRAUSS, ANN	17 METAIRIE LA	2:38.89	
	0:36.29 1:16.58	1:57.25 2:38.89		
88)	KUCK, EVELYN	16 HUNTINGTON NY	2:38.96	
	0:35.11 1:14.49	1:56.15 2:38.96		
89)	MURRAY, DENISE	14 OLD COLONY Y MA	2:39.19	
	0:35.52 1:15.85	1:57.96 2:39.19		
90)	FAUMER, LEIGH	16 ROCHESTER MI	2:39.50	
	0:35.18 1:14.67	1:56.28 2:39.50		
91)	VAUGHN, ROBIN	15 FAIRFIELD OH	2:39.81	
	0:35.42 1:14.59	1:56.22 2:39.81		
92)	COUNARD, CAPPY	16 OSHKOSH WI	2:40.23	
	0:34.76 1:14.19	1:55.62 2:40.23		
93)	INTERONE, CHRISTINE	17 DIXON FAMILY IL	2:40.66	
	0:35.19 1:15.50	1:57.77 2:40.66		
94)	GALLAGHER, MAUREEN	14 AKRON MET OH	2:40.96	
	0:35.71 1:16.46	1:58.44 2:40.96		
95)	TRAER, JEANNE	14 CEN VIRGINA VA	2:41.01	
	0:35.36 1:16.13	1:58.45 2:41.01		
96)	DIETRICH, JENNIE	17 GRT JOLIET IL	2:41.13	
	0:35.39 1:14.95	1:57.21 2:41.13		
97)	SPLETZER, KAALA	16 NEW CANAAN CT	2:41.21	
	0:36.34 1:16.98	1:58.68 2:41.21		
98)	AGNEW, MICHELE	16 CECIL COUNTY MD	2:41.56	
	0:36.37 1:16.42	1:58.34 2:41.56		
99)	MORAN, MAUREEN	13 RIDGEWOOD NJ	2:41.66	
	0:35.94 1:16.84	1:58.75 2:41.66		
100)	STROUS, LARRAINE	13 COL PICKAWAY OH	2:42.01	
	0:34.11 1:14.26	1:57.26 2:42.01		
101)	SLAUGHTER, MARCIE	15 INLAND WA	2:42.10	
	0:36.03 1:16.22	1:58.51 2:42.10		
102)	PALENSHUS, TRACEY	14 MANSFIELD OH	2:42.27	
	0:36.71 1:17.55	1:59.52 2:42.27		
103)	LADENDORF, JILL	16 LATTOF IL	2:42.32	
	0:35.18 1:15.83	1:58.94 2:42.32		
104)	MUNTZNER, JOANNE	16 FLUSHING NY	2:43.17	
	0:35.80 1:16.51	1:59.77 2:43.17		
105)	MALAMUD, LISA	17 GRT SCRANTON PA	2:43.69	
	0:35.75 1:16.74	1:59.56 2:43.69		
106)	STIMPFLE, LISA	15 LAKE REGION IL	2:47.52	
	0:35.74 1:16.76	2:01.17 2:47.52		
107)	SOMERS, LACHELL	15 WINSTON-SALEM NC	2:47.75	
	0:36.82 1:17.83	2:01.10 2:47.75		
	EVANS, GYNNA	15 NEWARK OH	DISQUAL	
	MURPHY, STACI	13 S E FAMILY IN	DISQUAL- N/S	
	BROOKS, DAWN	15 HOUSTON TX	DISQUAL - N/S	
	GRABAREK, BROOKE	16 NEW CANAAN CT	DISQUAL - N/S	

EVENT : 36 MEN 'S 200 YARDS BREASTSTROKE

NATIONAL RECORD 2:04.48 G.MANGUM HOUSTON, TX 1981

QUALIFYING FOR NATIONALS 2:21.79

PLACE	NAME	YEAR	TEAM	TRIALS	FINAL
CHAMPIONSHIP FINAL					
1)	LEYSHON, ROBERT	18	CAMBRIDGE OH	2:06.95	2:05.35
	0:28.11 0:59.62	1:31.97	2:05.35		
2)	SWIDT, MARK	17	MILWAUKEE WI	2:07.49	2:05.85
	0:28.45 1:00.34	1:32.85	2:05.85		
3)	LUBECK, CHRISTOPHER	18	WILTON CT	2:08.35	2:06.47
	0:28.68 1:00.81	1:33.59	2:06.47		
4)	SHTIGMAN, EYAL	23	LAS VEGAS NV	2:07.15	2:06.80
	0:28.36 1:00.43	1:33.35	2:06.80		
5)	ZETTLE, CRAIG	19	COLLIER CTY FL	2:06.32	2:08.30
	0:28.19 1:00.83	1:33.27	2:08.30		
6)	STIER, SCOTT	17	SARASOTA FL	2:08.47	2:09.15
	0:29.01 1:01.61	1:34.63	2:09.15		
7)	WHARTON, DOUGLAS	16	N E LYONS OH	2:08.99	2:10.08
	0:29.24 1:01.68	1:35.43	2:10.08		
8)	COX, JOHN	15	HOUSTON TX	2:10.28	2:12.16
	0:29.61 1:03.05	1:37.77	2:12.16		
CONSOLATION FINAL					
9)	POKRZYWINSKI, CHRIS	17	S E FAMILY IN	2:10.41	2:09.44
	0:28.78 1:01.54	1:35.49	2:09.44		
10)	LEYSHON, RICHARD	18	CAMBRIDGE OH	2:11.14	2:09.64
	0:28.64 1:01.04	1:34.69	2:09.64		
11)	MCELWAIN, ROB	17	ROCHESTER MI	2:11.72	2:10.64
	0:29.51 1:02.35	1:36.22	2:10.64		
12)	BALSANO, MICHAEL	17	FLUSHING NY	2:10.38	2:10.91
	0:29.12 1:02.47	1:36.47	2:10.91		
13)	ANDREWS, RICH	18	WESTFIELD NJ	2:12.22	2:11.19
	0:29.35 1:02.53	1:36.38	2:11.19		
14)	CARMOSINO, VINCE	17	PARKERSBURG WV	2:11.68	2:11.38
	0:28.72 1:01.98	1:36.77	2:11.38		
15)	MATUSZAK, MARK	16	SARASOTA FL	2:12.28	2:11.98
	0:29.68 1:03.32	1:37.45	2:11.98		
	WALSH, KEVIN	17	SOMERSET NJ	2:12.60	DISQUAL
1)	ZETTLE, CRAIG	19	COLLIER CTY FL	2:06.32	
	0:28.18 0:59.71	1:32.66	2:06.32		
2)	LEYSHON, ROBERT	18	CAMBRIDGE OH	2:06.95	
	0:28.52 1:00.00	1:33.00	2:06.95		
3)	SHTIGMAN, EYAL	23	LAS VEGAS NV	2:07.15	
	0:28.91 1:00.75	1:33.22	2:07.15		
4)	SWIDT, MARK	17	MILWAUKEE WI	2:07.49	
	0:28.72 1:00.61	1:33.54	2:07.49		
5)	LUBECK, CHRISTOPHER	18	WILTON CT	2:08.35	
	0:29.19 1:01.87	1:34.97	2:08.35		
6)	STIER, SCOTT	17	SARASOTA FL	2:08.47	
	0:28.79 1:01.54	1:34.71	2:08.47		
7)	WHARTON, DOUGLAS	16	N E LYONS OH	2:08.99	
	0:29.25 1:01.71	1:34.77	2:08.99		
8)	COX, JOHN	15	HOUSTON TX	2:10.28	
	0:29.59 1:02.36	1:36.52	2:10.28		
9)	BALSANO, MICHAEL	17	FLUSHING NY	2:10.38	
	0:29.25 1:01.96	1:35.85	2:10.38		
10)	POKRZYWINSKI, CHRIS	17	S E FAMILY IN	2:10.41	
	0:29.01 1:02.20	1:35.86	2:10.41		
11)	LEYSHON, RICHARD	18	CAMBRIDGE OH	2:11.14	
	0:29.28 1:02.19	1:36.42	2:11.14		
12)	CARMOSINO, VINCE	17	PARKERSBURG WV	2:11.68	
	0:28.91 1:01.83	1:36.89	2:11.68		
13)	MCELWAIN, ROB	17	ROCHESTER MI	2:11.72	
	0:29.11 1:02.21	1:36.45	2:11.72		
14)	ANDREWS, RICH	18	WESTFIELD NJ	2:12.22	
	0:29.96 1:03.37	1:37.28	2:12.22		
15)	MATUSZAK, MARK	16	SARASOTA FL	2:12.28	
	0:29.51 1:02.97	1:37.81	2:12.28		
16)	WALSH, KEVIN	17	SOMERSET NJ	2:12.60	
	0:30.78 1:03.81	1:37.91	2:12.60		
17)	SPITZNAGLE, WES	17	MILWAUKEE WI	2:12.78	
	0:29.64 1:03.78	1:38.82	2:12.78		
18)	O'BOYLE, JOHN	18	LAKELAND NJ	2:12.84	
	0:29.14 1:02.40	1:37.09	2:12.84		
19)	GRUCK, GARY	18	MELROSE MA	2:13.16	
	0:29.76 1:03.63	1:38.05	2:13.16		
20)	GRAULICH, DAVID	17	HUNTINGTON NY	2:13.45	
	0:29.57 1:03.86	1:37.70	2:13.45		
21)	DIXON, HERB	17	SARASOTA FL	2:13.47	
	0:30.83 1:04.58	1:39.09	2:13.47		
22)	OLBRICH, GREG	17	WILTON CT	2:13.50	
	0:29.50 1:03.18	1:38.05	2:13.50		
23)	NORSALIS, JAMES	16	SOMERSET VAL NJ	2:13.58	
	0:29.53 1:04.12	1:38.61	2:13.58		
24)	HIRAYAMA, MARK	17	GRT SEATTLE WA	2:13.75	
	0:30.74 1:04.58	1:38.77	2:13.75		
25)	VASIL, GREG	18	WILTON CT	2:13.89	
	0:30.77 1:04.92	1:39.01	2:13.89		
26)	HERR, LARRY	16	KOKOMO IN	2:13.92	
	0:29.09 1:02.89	1:37.52	2:13.92		
27)	MCKEEHEN, JOHN	17	STATE COLLEGE PA	2:14.10	
	0:29.56 1:03.28	1:38.12	2:14.10		
28)	INGARDIA, MICHAEL	16	DARIEN CT	2:14.26	
	0:30.87 1:03.34	1:38.70	2:14.26		
29)	REINHART, SHAWN	16	SOUTH TOLEDO OH	2:14.56	
	0:30.06 1:03.88	1:38.87	2:14.56		
30)	KRAMER, MIKE	17	ROCK ISLAND IL	2:14.61	
	0:30.06 1:04.44	1:39.73	2:14.61		
31)	HUNT, BRETT	18	BOISE FAMILY ID	2:14.67	
	0:30.93 1:04.83	1:39.52	2:14.67		
32)	BACK, KEVIN	17	BLUE ASH OH	2:15.27	
	0:31.26 1:05.35	1:40.25	2:15.27		

EVENT : 36 MEN 'S 200 YARDS BREASTSTROKE (CONTINUED)

33)	KUKOY, MAX	19	FREDERICK MD	2:15.50	
	0:29.29 1:02.89	1:38.36	2:15.50		
34)	LINK, ANDY	16	SUBURBAN EAST PA	2:15.95	
	0:29.59 1:03.63	1:39.07	2:15.95		
35)	SHIBER, JOE	18	E DELAWARE PA	2:16.10	
	0:29.56 1:03.15	1:38.98	2:16.10		
36)	CHERRY, WES	17	UPPER MAIN PA	2:16.29	
	0:30.12 1:04.43	1:40.16	2:16.29		
37)	BILLINGS, CRAIG	16	MILWAUKEE WI	2:16.51	
	0:30.39 1:04.52	1:40.30	2:16.51		
38)	FOGGIN, JONATHAN	15	KNOXVILLE TN	2:16.56	
	0:30.82 1:05.14	1:40.29	2:16.56		
39)	DEBRUHL, WARTY	18	WINSTON-SALEM NC	2:16.58	
	0:30.52 1:04.37	1:40.39	2:16.58		
40)	STUART, PAUL	18	NEW CANAAN CT	2:16.65	
	0:31.35 1:05.19	1:40.61	2:16.65		
40)	LEWIS, DAVID	16	HOUSTON TX	2:16.65	
	0:29.83 1:04.03	1:40.25	2:16.65		
42)	TANNER, TREY	14	CEN VIRGINA VA	2:16.71	
	0:29.55 1:03.51	1:39.73	2:16.71		
43)	FELIX, SCOTT	17	RED BANK NJ	2:16.89	
	0:29.98 1:04.01	1:39.52	2:16.89		
44)	BURKE, CHRIS	16	GRT SEATTLE WA	2:17.14	
	0:30.49 1:04.62	1:39.95	2:17.14		
45)	O'CONNOR, JAMES	18	FLUSHING NY	2:17.37	
	0:29.83 1:04.28	1:40.81	2:17.37		
46)	HUMBLE, JEREMY	15	BERVERCREEK OH	2:17.41	
	0:31.43 1:05.95	1:41.01	2:17.41		
47)	HEPWORTH, MARC	15	HUNTINGTON NY	2:17.65	
	0:30.94 1:05.06	1:41.62	2:17.65		
48)	PATNODE, JD	16	COLLIER CTY FL	2:17.66	
	0:30.68 1:05.23	1:42.27	2:17.66		
49)	RUBOCKI, JEFF	15	GRT JOLIET IL	2:17.78	
	0:30.78 1:04.72	1:40.44	2:17.78		
50)	FECKE, BILL	17	BERVERCREEK OH	2:17.92	
	0:30.76 1:05.54	1:41.05	2:17.92		
51)	SHANNON, MIKE	18	CECIL COUNTY MD	2:17.96	
	0:30.63 1:05.17	1:41.43	2:17.96		
52)	SHIM, PETER	15	GLENDALE CA	2:18.29	
	0:32.00 1:07.40	1:42.07	2:18.29		
53)	CROSSLEY, GARY	18	WATERTOWN NY	2:18.33	
	0:29.97 1:04.06	1:40.58	2:18.33		
54)	RAD, JULIAN	16	RED BANK NJ	2:18.44	
	0:31.11 1:05.96	1:41.84	2:18.44		
55)	LOCKYER, ROCH	17	NEW HAVEN CT	2:18.48	
	0:30.56 1:05.23	1:41.67	2:18.48		
56)	RAGLAND, JOHN	16	WAUKESHA WI	2:18.49	
	0:30.68 1:05.94	1:41.86	2:18.49		
57)	SWARTZ, ERICK	16	CAPE ANN MA	2:18.68	
	0:31.27 1:06.36	1:42.03	2:18.68		
58)	RADEL, TODD	14	G NIPPERT OH	2:18.73	
	0:30.69 1:05.50	1:41.44	2:18.73		
59)	MICHAELS, MATT	16	ELYRIA OH	2:18.75	
	0:31.18 1:06.83	1:42.54	2:18.75		
60)	KASHINEJAD, DONI	16	MISSOURI MO	2:18.77	
	0:30.15 1:04.53	1:40.63	2:18.77		
61)	HARRIS, WILLIAM	16	DARIEN CT	2:18.81	
	0:30.49 1:04.95	1:41.64	2:18.81		
62)	DORSEY, RICHARD	18	FREDERICKSBURG V	2:18.99	
	0:30.38 1:05.35	1:41.85	2:18.99		
63)	BACHMAN, KEVIN	16	WILMINGTON NC	2:19.01	
	0:30.26 1:04.66	1:41.28	2:19.01		
63)	LANGEL, GREG	17	LAS VEGAS NV	2:19.01	
	0:31.39 1:06.38	1:42.65	2:19.01		
65)	SCZUPAK, ROB	17	CORTLAND CTY NY	2:19.13	
	0:29.49 1:04.07	1:41.56	2:19.13		
66)	KOCH, TED	19	CHARLOTTES. VA	2:19.14	
	0:30.68 1:05.51	1:42.13	2:19.14		
67)	ARMSTRONG, GARY	16	CEN VIRGINA VA	2:19.26	
	0:30.78 1:06.21	1:42.64	2:19.26		
68)	CROCK, BRUCE	13	MDI BARHARBOR ME	2:19.27	
	0:31.40 1:07.42	1:43.72	2:19.27		
69)	DELUCA, LANCE	14	FANWOOD NJ	2:19.29	
	0:31.63 1:07.08	1:43.31	2:19.29		
70)	FORREST, BRIAN	15	VINELAND NJ	2:19.36	
	0:29.62 1:04.33	1:40.64	2:19.36		
71)	FELIX, BRAD	15	RED BANK NJ	2:19.57	
	0:30.88 1:05.49	1:42.30	2:19.57		
72)	GARCIA, ALBERT	16	ANDOVER NORTH MA	2:19.70	
	0:31.04 1:06.38	1:43.09	2:19.70		
73)	MYERS, TOBY	17	HOUSTON TX	2:19.76	
	0:30.91 1:06.12	1:42.61	2:19.76		
73)	GALE, DOUG	16	BEAVERCREEK OH	2:19.76	
	0:31.74 1:07.13	1:43.16	2:19.76		
75)	WRIGHT, PETER	16	WESTFIELD NJ	2:20.44	
	0:31.20 1:06.55	1:43.03	2:20.44		
76)	GLICKMAN, ADAM	16	RIDGEWOOD NJ	2:20.69	
	0:30.49 1:05.19	1:41.88	2:20.69		
77)	SAWYER, ANDREW	15	WESTPORT CT	2:20.73	
	0:31.22 1:06.63	1:43.35	2:20.73		
78)	MANGANO, FRED	18	RIDGEWOOD NJ	2:21.07	
	0:30.08 1:05.06	1:42.55	2:21.07		
79)	NIGL, CHAD	17	OSHKOSH WI	2:21.11	
	0:31.29 1:06.82	1:43.33	2:21.11		
80)	SHEEHAN, JOSEPH	15	MELROSE MA	2:21.21	
	0:31.48 1:07.81	1:44.19	2:21.21		
81)	LAMPASSO, HAROLD	15	FLUSHING NY	2:21.23	
	0:31.54 1:07.11	1:43.56	2:21.23		
82)	HAZARD, MIKE	18	CORTLAND CTY NY	2:21.24	
	0:31.14 1:06.21	1:43.13	2:21.24		
83)	HOLEC, TODD	15	NEW HAVEN CT	2:21.25	
	0:31.78 1:07.48	1:44.69	2:21.25		
84)	MATANSUTHAN, ROB	16	BLUE ASH OH	2:21.54	
	0:30.68 1:05.57	1:42.42	2:21.54		
85)	GARIPAY, MICHAEL	17	MELROSE MA	2:21.64	
	0:31.28 1:06.77	1:43.52	2:21.64		
85)	HATKIN, STEVE	17	HAMDEN CT	2:21.64	
	0:31.52 1:07.38	1:44.15	2:21.64		
87)	WHITE, TIM	16	COLLIER CTY FL	2:21.88	
	0:31.36 1:06.99	1:43.58	2:21.88		
87)	HANSON, STEVE	16	INLAND WA	2:21.88	
	0:31.84 1:07.14	1:44.38	2:21.88		
89)	QUARLES, RICHIE	17	PARKERSBURG WV	2:21.81	
	0:31.23 1:06.95	1:44.23	2:21.81		
90)	CAMERON, BRIAN	15	OLD COLONY Y MA	2:22.07	
	0:32.23 1:07.76	1:44.68	2:22.07		
91)	JOYCE, JOHN	16	ROCKLAND NY	2:22.78	
	0:30.91 1:06.47	1:43.85	2:22.78		
92)	FERGUSON, CHAN	15	HUNTINGTON WV	2:22.79	
	0:32.19 1:08.28	1:45.24	2:22.79		
93)	RAYMOND, JOSH	15	NEW CANAAN CT	2:22.82	
	0:32.18 1:07.64	1:44.86	2:22.82		
94)	RINES, DAVID	15	CONCORD NH	2:22.98	
	0:31.94 1:08.68	1:46.82	2:22.98		
95)	WISELEY, TOM	18	COLUMBUS OH	2:23.56	
	0:31.78 1:07.76	1:45.39	2:23.56		
96)	GUERARRA, DANIEL	16	FAIRFIELD CT	2:24.19	
	0:30.63 1:06.66	1:44.96	2:24.19		
97)	ZAMPETTI, MARC	16	ANDOVER NORTH MA	2:24.44	
	0:32.58 1:08.76	1:46.57	2:24.44		
98)	HOFFMAN, BRIAN	17	LAKE REGION IL	2:24.98	
	0:31.72 1:07.53	1:45.23	2:24.98		
99)	TRUELOVE, KEITH	14	S E FAMILY IN	2:25.19	
	0:32.59 1:09.22	1:47.28	2:25.19		
100)	GLICKMAN, JOEL	13	RIDGEWOOD NJ	2:25.38	
	0:31.88 1:06.94	1:45.89	2:25.38		
101)	HOFFMAN, BERNARD	17	NEW HAVEN CT	2:26.36	
	0:31.82 1:08.07	1:46.33	2:26.36		
102)	BLECZINSKI, MARK	17	HAVERHILL MA	2:27.31	
	0:32.54 1:09.86	1:47.61	2:27.31		
103)	SCHAEFER, ROB	15	G NIPPERT OH	2:27.37	
	0:32.89 1:09.51	1:48.51	2:27.37		
104)	WIERMAN, JEFF	17	LAKE REGION IL	2:29.31	
	0:31.61 1:08.17	1:48.16	2:29.31		

(CONTINUED ON NEXT PAGE)

EVENT : 36 MEN 'S 200 YARDS BREASTSTROKE (CONTINUED)

104)	PETROSKI, JOSEPH 0:32.63 1:09.23	16	WESTPORT CT 1:48.65 2:29.31	2:29.31	MILLER, JASON	15	NEW CANAAN CT	DISQUAL.
	D'AGOSTINO, TONY	16	COLLIER CTY FL	DISQUAL** A/S	CARMEY, CRIG	16	WESTPORT CT	DISQUAL
	OSBORNE, ROBERT	17	SAN PEDRO CA	DISQUAL				

EVENT : 37 WOMEN 'S 100 YARDS BUTTERFLY

NATIONAL RECORD 0:55.34 J. JORGENSEN WILTON, CT 4-18-86

QUALIFYING FOR NATIONALS 1:03.39

PLACE	NAME	YEAR	TEAM	TRIALS	FINAL
CHAMPIONSHIP FINAL					
1)	JORGENSEN, JANEL 0:25.84 0:54.53	15	WILTON CT	0:55.54	0:54.53 **
** NATIONAL RECORD					
2)	REID, JULIE 0:26.68 0:56.37	18	NEW CANAAN CT	0:56.86	0:56.37
3)	PRANGER, BARB 0:26.57 0:56.96	17	ROCK ISLAND IL	0:57.81	0:56.96
4)	LYNCH, KRISTEN 0:26.84 0:57.32	18	LAS VEGAS NV	0:57.77	0:57.32
5)	HANNENIAN, HEIDI 0:26.81 0:57.34	16	HAVERHILL MA	0:57.83	0:57.34
6)	PHILBECK, TANYA 0:27.10 0:57.65	16	SPARTANBURG SC	0:57.98	0:57.65
7)	RAINS, TIA 0:27.38 0:57.96	15	NAPERVILLE IL	0:58.00	0:57.96
8)	RAKOSKI, LISA 0:27.26 0:58.43	18	GRT JOLIET IL	0:57.91	0:58.43
CONSOLATION FINAL					
9)	HIPSKIND, WENDY 0:27.77 0:58.05	15	CHARLOTTES. VA	0:58.83	0:58.05
10)	HEBARTY, MOLLY 0:27.26 0:58.09	17	MILWAUKEE WI	0:58.48	0:58.09
11)	RICHARDS, TRACEY 0:27.81 0:58.36	15	JANESVILLE WI	0:59.16	0:58.36
12)	DAWSON, CASSIE 0:27.44 0:58.60	16	HOUSTON TX	0:59.20	0:58.60
13)	MILLS, STACY 0:26.94 0:58.64	16	BEAVERCREEK OH	0:59.08	0:58.64
14)	COATS, RACHEL 0:27.62 0:58.81	15	OAK PARK IL	0:58.83	0:58.81
15)	CHAPPNEY, DENA 0:27.96 0:59.07	15	SARASOTA FL	0:58.74	0:59.07
16)	PASILAGAN, AILEEN 0:27.65 0:59.16	17	PARKERSBURG WV	0:59.27	0:59.16

1)	JORGENSEN, JANEL 0:26.00 0:55.54	15	WILTON CT	0:55.54	11)	COATS, RACHEL 0:27.71 0:58.83	15	OAK PARK IL	0:58.83
2)	REID, JULIE 0:26.80 0:56.86	18	NEW CANAAN CT	0:56.86	13)	MILLS, STACY 0:27.31 0:59.08	16	BEAVERCREEK OH	0:59.08
3)	HANNENIAN, HEIDI 0:26.75 0:57.83	16	HAVERHILL MA	0:57.83	14)	RICHARDS, TRACEY 0:27.97 0:59.16	15	JANESVILLE WI	0:59.16
4)	LYNCH, KRISTEN 0:27.09 0:57.77	18	LAS VEGAS NV	0:57.77	15)	DAWSON, CASSIE 0:27.81 0:59.20	16	HOUSTON TX	0:59.20
5)	PRANGER, BARB 0:27.25 0:57.81	17	ROCK ISLAND IL	0:57.81	16)	PASILAGAN, AILEEN 0:27.81 0:59.27	17	PARKERSBURG WV	0:59.27
6)	RAKOSKI, LISA 0:27.25 0:57.91	18	GRT JOLIET IL	0:57.91	17)	FINEALSON, STACY 0:27.86 0:59.48	14	KNOXVILLE TN	0:59.48
7)	PHILBECK, TANYA 0:27.11 0:57.98	16	SPARTANBURG SC	0:57.98	18)	KUETHER, KAREN 0:27.85 0:59.51	16	SPARTANBURG SC	0:59.51
8)	RAINS, TIA 0:27.26 0:58.00	15	NAPERVILLE IL	0:58.00	19)	PLIFKA, STEPHANIE 0:28.31 0:59.66	14	SARASOTA FL	0:59.66
9)	HEBARTY, MOLLY 0:27.58 0:58.48	17	MILWAUKEE WI	0:58.48	20)	SIENTE, SUSIE 0:27.91 0:59.75	16	COUNTRYSIDE OH	0:59.75
10)	CHAPPNEY, DENA 0:27.55 0:58.74	15	SARASOTA FL	0:58.74	21)	SPRIEL, JOANNA 0:27.86 0:59.79	14	OAK PARK IL	0:59.79
11)	HIPSKIND, WENDY 0:27.83 0:58.63	15	CHARLOTTES. VA	0:58.83	22)	BAK, JACKIE 0:27.58 0:59.89	17	YOUNGSTOWN OH	0:59.89

EVENT : 37 WOMEN 'S 100 YARDS BUTTERFLY (CONTINUED)

22)	NORDEMAN, JOYCE 0:28.16 0:59.89	16	BLUE ASH OH	0:59.89	59)	WALLACE, PAIGE 0:29.03 1:01.56	17	ROSS CTY OH	1:01.56
24)	SMITH, TERRI 0:28.13 0:59.92	15	RIDGEWOOD NJ	0:59.92	60)	FRITSCH, KIM 0:28.66 1:01.61	15	G NIPPERT OH	1:01.61
25)	ILL, KATIE 0:27.94 0:59.93	17	KALAMAZOO MI	0:59.93	61)	STEINBACH, MELISSA 0:29.10 1:01.66	17	NAPERVILLE IL	1:01.66
26)	DAVID, AMY 0:27.93 0:59.98	15	CASS CTY IN	0:59.98	62)	HEWNAN, RUTH 0:28.71 1:01.68	16	CHAPEL HILL NC	1:01.68
27)	FRANTZ, RUTH 0:28.02 0:59.99	18	SIDNEY-SHELBY OH	0:59.99	63)	OWENS, CINDY 0:28.33 1:01.69	16	NAPERVILLE IL	1:01.69
28)	ALLEN, COURTNEY 0:28.25 1:00.06	16	METAIRIE LA	1:00.06	64)	LEGGIN, JULIE 0:28.48 1:01.70	17	MORRIS CENTER NJ	1:01.70
29)	HERTELL, KERRY 0:28.13 1:00.14	17	FANWOOD NJ	1:00.14	65)	CHRISTMAN, DEBORAH 0:28.65 1:01.71	14	READING PA	1:01.71
30)	NEWLON, MAUREEN 0:27.62 1:00.21	16	NEWARK OH	1:00.21	66)	TAYLOR, CHERI 0:28.77 1:01.75	17	MORRIS CENTER NJ	1:01.75
31)	BATT, SHARON 0:28.77 1:00.25	15	NEW CANAAN CT	1:00.25	67)	KING, JILL 0:28.48 1:01.76	15	CEN VIRGINA VA	1:01.76
32)	MACKENZIE, ANNIE 0:27.45 1:00.34	13	WILTON CT	1:00.34	68)	SOLAKOFF, PATRICIA 0:28.84 1:01.80	15	OLD COLONY Y MA	1:01.80
33)	DREESEN, NICOLE 0:27.90 1:00.38	14	HOUSTON TX	1:00.38	69)	SOLBERG, KARIN 0:28.94 1:01.91	17	ROANOKE VA	1:01.91
34)	DAVIS, KERI 0:28.46 1:00.42	16	WILTON CT	1:00.42	70)	MOODY, SUSAN 0:28.82 1:01.95	15	WINSTON-SALEM NC	1:01.95
35)	LERCH, SUSAN 0:28.28 1:00.44	13	SARASOTA FL	1:00.44	71)	WYMAN, ANN 0:29.13 1:01.98	17	FANWOOD NJ	1:01.98
35)	DWANE, MARY ELLEN 0:28.31 1:00.44	15	SOMERSET VAL NJ	1:00.44	72)	LOVELACE, MARIE 0:29.58 1:02.01	14	GASTON CTY NC	1:02.01
37)	LIVENGOOD, ELAINE 0:28.33 1:00.64	13	WINSTON-SALEM NC	1:00.64	73)	CONSIDINE, TRISH 0:29.15 1:02.03	16	RED BANK NJ	1:02.03
38)	CHESTNUTT, MISSY 0:28.33 1:00.68	17	RALEIGH NC	1:00.68	74)	MUELLER, KRISTIE 0:28.98 1:02.05	12	CHAMPAIGN IL	1:02.05
39)	MASHETER, PENNY 0:28.48 1:00.71	15	MORRIS CENTER NJ	1:00.71	75)	RAMSEY, JENA 0:29.16 1:02.09	16	LEXINGTON KY	1:02.09
40)	FARISS, ANGELA 0:28.43 1:00.73	16	ROANOKE VA	1:00.73	76)	MARTIN, MARIA 0:28.28 1:02.14	14	HOWARD COUNTY MD	1:02.14
41)	LORENC, GABRIELLE 0:28.41 1:00.74	13	SOUTH BEND IN	1:00.74	77)	GREGORY, BECKY 0:28.98 1:02.18	14	LAKELAND NJ	1:02.18
42)	MCLOUGHLIN, CATHY 0:28.57 1:00.79	17	FLUSHING NY	1:00.79	78)	RICHARDSON, SHARON 0:28.65 1:02.21	17	HAMILTON NJ	1:02.21
43)	BAIRD, JENNIFER 0:28.89 1:00.87	15	NEW HAVEN CT	1:00.87	79)	BOSTON, SHELLY 0:29.12 1:02.23	16	PARKERSBURG WV	1:02.23
44)	MILLETTE, ANDREA 0:27.83 1:00.99	14	FAIRFIELD OH	1:00.99	80)	BEHRINGER, KATHY 0:29.00 1:02.33	17	CANTON OH	1:02.33
45)	TURNBULL, EFFIE 0:29.11 1:01.00	14	FORD CENTRAL MI	1:01.00	81)	KELLNER, JACKIE 0:29.59 1:02.34	16	MILWAUKEE WI	1:02.34
46)	GAINES, ASHLI 0:28.57 1:01.04	15	GREENVILLE SC	1:01.04	82)	ADAMS, JULIE 0:29.43 1:02.36	16	NORTHWESTERN IL	1:02.36
46)	COOPER, ALEXIS 0:28.61 1:01.04	15	WILTON CT	1:01.04	82)	COUNARD, CORY 0:29.62 1:02.36	16	OSHKOSH WI	1:02.36
48)	SHAPIRO, SUZANNE 0:27.84 1:01.08	17	WILTON CT	1:01.08	84)	HANBY, KAREN 0:28.99 1:02.39	16	CEN CHESTER PA	1:02.39
49)	MACPHERSON, LAURIE 0:28.71 1:01.16	16	GLENDALE CA	1:01.16	85)	CLEVENGER, TARA 0:28.68 1:02.55	14	CLERMONT CTY. OH	1:02.55
50)	BAUER, ANGELA 0:28.34 1:01.21	15	WEST MORRIS NJ	1:01.21	86)	GRAY, PAULA 0:29.05 1:02.58	17	BALTIMORE MD	1:02.58
51)	SOMMER, JULIE 0:29.34 1:01.27	14	WHEELING WV	1:01.27	87)	ROBSON, CHRISTIN 0:28.49 1:02.65	13	SCOTTDALE PA	1:02.65
52)	SARFAS, VALERIE 0:28.70 1:01.32	16	ROCHESTER MI	1:01.32	88)	PERRIGO, ALISSA 0:28.49 1:02.69	18	TWINBROOK IL	1:02.69
53)	KNEIPP, CARLA 0:28.80 1:01.34	15	WILTON CT	1:01.34	89)	KENNEDY, QUINN 0:29.06 1:02.77	15	RED BANK NJ	1:02.77
54)	BRAJAVIC, JACKIE 0:28.80 1:01.43	15	SAN PEDRO CA	1:01.43	90)	ROSLER, ROBIN 0:29.45 1:02.93	15	SOUTH TOLEDO OH	1:02.93
55)	STEVENS, HEATHER 0:28.26 1:01.44	14	NEW CANAAN CT	1:01.44	90)	HERNANDEZ, VERONICA 0:29.92 1:02.93	12	GLENDALE CA	1:02.93
56)	WHOWELL, RALLEE 0:28.77 1:01.46	18	MILWAUKEE WI	1:01.46	92)	KEATING, MARYLIN 0:29.16 1:02.99	17	HUNTINGTON NY	1:02.99
57)	NETTLES, BRANDY 0:28.58 1:01.47	14	CORTLAND CTY NY	1:01.47	93)	CLAIBORN, HOLLEY 0:29.58 1:03.04	17	NEW HAVEN CT	1:03.04
58)	BLASTOS, SARA 0:28.81 1:01.51	16	WESTPORT CT	1:01.51	94	OPPELT, HOLLY 0:29.55 1:03.06	13	BLUE ASH OH	1:03.06

(CONTINUED ON NEXT PAGE)

EVENT : 38 MEN'S 100 YARDS BUTTERFLY

NATIONAL RECORD 0:49.63 M.STEWART J.MEMORIAL,NC 4-20-85

QUALIFYING FOR NATIONALS 0:56.29

PLACE	NAME	YEAR	TEAM	TRIALS	FINAL
CHAMPIONSHIP FINAL					
1)	KLEINFELTER,RICK 0:23.38 0:49.99	16	KNOXVILLE TN	0:50.02	0:49.99
2)	WHITE,TERRY 0:24.06 0:50.95	18	CHARLOTTES. VA	0:51.86	0:50.95
3)	KESLER,JOHN 0:23.88 0:51.03	17	HARRISBURG PA	0:51.06	0:51.03
4)	CURCIO,JOSEPH 0:24.13 0:51.58	17	GRT JOLIET IL	0:51.85	0:51.58
5)	FARIS,HENRY 0:24.18 0:51.60	16	GREENVILLE SC	0:51.57	0:51.60
6)	KNEIPP,RUSSELL 0:24.18 0:51.83	18	WILTON CT	0:51.61	0:51.83
7)	SCHAETZ,DAN 0:23.88 0:51.90	16	WAUKESHA WI	0:51.49	0:51.90
8)	TULL,GREG 0:23.45 0:52.21	18	PHOENIXVILLE PA	0:51.12	0:52.21
CONSOLATION FINAL					
9)	DICK,BRIAN 0:24.54 0:51.72	17	NAPERVILLE IL	0:52.74	0:51.72
10)	SMID,SCOTT 0:24.62 0:51.93	17	MISSOURI ND	0:52.21	0:51.93
11)	RITTER,WADE 0:24.13 0:52.07	18	MISSOURI ND	0:52.49	0:52.07
12)	MACCHIA,MICHAEL 0:24.72 0:52.17	17	FLUSHING NY	0:52.48	0:52.17
13)	REMSKI,BOB 0:24.60 0:52.21	18	BEAVERCREEK OH	0:52.76	0:52.21
14)	STAKEL,RICK 0:24.37 0:52.31	17	CORTLAND CTY NY	0:52.27	0:52.31
15)	FOX,DAVID 0:24.48 0:52.69	16	RALEIGH NC	0:52.47	0:52.69
16)	ROCHE,STEPHAN 0:24.80 0:53.03	17	WILTON CT	0:52.36	0:53.03

1)	KLEINFELTER,RICK 0:23.60 0:50.02	16	KNOXVILLE TN	0:50.02	16)	REMSKI,BOB 0:24.83 0:52.76	18	BEAVERCREEK OH	0:52.76
2)	KESLER,JOHN 0:23.93 0:51.06	17	HARRISBURG PA	0:51.06	17)	BALLARD,MATTHEW 0:25.82 0:52.79	17	GLENDALE CA	0:52.79
3)	TULL,GREG 0:23.33 0:51.12	18	PHOENIXVILLE PA	0:51.12	18)	SLOCUM,DAVID 0:24.84 0:52.80	17	HOUSTON TX	0:52.80
4)	SCHAETZ,DAN 0:23.86 0:51.49	16	WAUKESHA WI	0:51.49	18)	PEREZ,TOMAS 0:24.71 0:52.80	17	STAUNTON VA	0:52.80
5)	FARIS,HENRY 0:24.45 0:51.57	16	GREENVILLE SC	0:51.57	20)	WAGNER,MIKE 0:25.07 0:52.95	17	NEWARK OH	0:52.95
6)	KNEIPP,RUSSELL 0:23.87 0:51.61	18	WILTON CT	0:51.61	20)	REES,GREG 0:24.63 0:52.95	17	POTTSTOWN PA	0:52.95
7)	CURCIO,JOSEPH 0:24.36 0:51.85	17	GRT JOLIET IL	0:51.85	22)	YEAGER,THOMAS 0:24.92 0:52.98	17	ROANOKE VA	0:52.98
8)	WHITE,TERRY 0:24.37 0:51.86	18	CHARLOTTES. VA	0:51.86	23)	STIER,SCOTT 0:24.76 0:53.03	17	SARASOTA FL	0:53.03
9)	SMID,SCOTT 0:24.46 0:52.21	17	MISSOURI ND	0:52.21	24)	SPEES,SCOTT 0:24.93 0:53.13	17	BEAVERCREEK OH	0:53.13
10)	STAKEL,RICK 0:24.24 0:52.27	17	CORTLAND CTY NY	0:52.27	25)	BOCHMAN,BRIAN 0:24.44 0:53.14	17	SIOUX FALLS SD	0:53.14
11)	ROCHE,STEPHAN 0:24.53 0:52.36	17	WILTON CT	0:52.36	26)	EDMONDSON,GREG 0:24.55 0:53.37	19	BEAVERCREEK OH	0:53.37
12)	FOX,DAVID 0:24.67 0:52.47	16	RALEIGH NC	0:52.47	27)	LINGE,CHRIS 0:24.73 0:53.41	17	DAYTONA BEACH FL	0:53.41
13)	MACCHIA,MICHAEL 0:24.62 0:52.48	17	FLUSHING NY	0:52.48	28)	GROSS,DAN 0:24.69 0:53.45	16	WAUKESHA WI	0:53.45
14)	RITTER,WADE 0:24.29 0:52.49	18	MISSOURI ND	0:52.49	29)	BURKEY,KEVIN 0:25.11 0:53.46	18	HARRISBURG PA	0:53.46
15)	DICK,BRIAN 0:24.13 0:52.74	17	NAPERVILLE IL	0:52.74	30)	HARRIS PAUL 0:24.73 0:53.50	16	CHARLOTTES. VA	0:53.50

(CONTINUED ON NEXT PAGE)

EVENT : 37 WOMEN'S 100 YARDS BUTTERFLY (CONTINUED)

95)	DERSTINE,JENNIFER 0:29.52 1:03.07	14	UPPER BUCKS PA	1:03.07
96)	ALUERSON,LEIGH 0:29.86 1:03.10	16	SPARTANBURG SC	1:03.10
97)	FEARON,HEIDI 0:30.17 1:03.23	13	BOISE FAMILY ID	1:03.23
98)	RABY,WENDY 0:30.17 1:03.28	17	HOUSTON TX	1:03.28
99)	ANDERSON,CHRISTY 0:29.89 1:03.39	17	ROCK ISLAND IL	1:03.39
99)	IGNACE,THEKLA 0:29.55 1:03.39	15	MILWAUKEE WI	1:03.39
101)	SAMMONS,TARA 0:29.33 1:03.43	15	DAYTON CEN. OH	1:03.43
101)	LARRIA,GINGER 0:30.31 1:03.43	15	HOUSTON TX	1:03.43
103)	DAMBRAUSKAS,CHRIS. 0:29.78 1:03.44	16	FANWOOD NJ	1:03.44
104)	ROZMAN,RENEE 0:29.66 1:03.45	16	HARRISBURG PA	1:03.45
105)	HALL,AMY 0:29.88 1:03.53	15	HARRISBURG PA	1:03.53
106)	CROSBY,KELLY 0:29.64 1:03.56	14	PALISADES CA	1:03.56
106)	BOGGS,MICHELLE 0:29.82 1:03.56	16	FRANKFORT KY	1:03.56
108)	LIVINGSTON,KAREN 0:29.73 1:03.61	15	RED BANK NJ	1:03.61
109)	KORIN,JILL 0:29.61 1:03.62	15	SOUTHINGTON CT	1:03.62
110)	TIMBERS,BRIDGET 0:29.28 1:03.67	18	TRUMBULL CTY OH	1:03.67
111)	KOMLYN,MELISA 0:29.88 1:03.70	20	NEW CANAAN CT	1:03.70
112)	MURRAY,JOAN 0:30.17 1:03.71	17	COLLIER CTY FL	1:03.71
113)	BABCOCK,RENEE 0:29.76 1:03.80	14	MICHIGAN CITY IN	1:03.80
114)	MORRET,TRACI 0:29.57 1:03.82	17	HARRISBURG PA	1:03.82
115)	STRAUSS,ANN 0:29.93 1:03.86	17	METAIRIE LA	1:03.86
116)	SCHAEFER,MARY 0:29.65 1:03.91	15	FLUSHING NY	1:03.91
117)	SOLLMANN,MICHELLE 0:30.17 1:03.93	15	DAYTON N.W. OH	1:03.93
117)	MATTISON,KATHY 0:29.16 1:03.93	17	COLUMBUS OH	1:03.93
117)	VAN DYKE,ALISON 0:30.57 1:03.93	15	RED BANK NJ	1:03.93
120)	BRUBAKER,SUSAN 0:29.92 1:03.94	14	SPRINGFIELD IL	1:03.94
121)	WARNER,KRISTI 0:29.93 1:03.95	19	GRT SEATTLE WA	1:03.95
122)	SCOTT,ALLISON 0:29.69 1:04.00	17	FANWOOD NJ	1:04.00
123)	RICHLEY,RENEE 0:29.68 1:04.07	17	BEAVERCREEK OH	1:04.07
124)	KAPLAN,LAURA 0:29.79 1:04.18	17	NEW CANAAN CT	1:04.18
125)	SHAPIRO,MARJORIE 0:29.21 1:04.21	15	WILTON CT	1:04.21
126)	MCCARTY,MELISSA 0:29.99 1:04.31	17	NAPERVILLE IL	1:04.31
127)	SILK,KARIN 0:30.02 1:04.32	16	DORCHESTER MA	1:04.32
128)	HOLLENBACHER,SUSAN 0:30.03 1:04.33	17	SIDNEY-SHELBY OH	1:04.33
129)	FARRAND,SANDRA 0:29.68 1:04.38	16	APPLETON WI	1:04.38
129)	DUDZIC,SHELLEY 0:29.92 1:04.38	17	METAIRIE LA	1:04.38
131)	MARTINSEN,PAM 0:30.61 1:04.44	16	RIDGEWOOD NJ	1:04.44
132)	CIZEK,LAURIE 0:30.56 1:04.50	18	DARIEN CT	1:04.50
133)	HUGHES,DONNA 0:29.64 1:04.54	14	LEBANON CTY PA	1:04.54
133)	JARRELL,MEREDITH 0:30.51 1:04.54	15	CECIL COUNTY MD	1:04.54
135)	CRAGHER,JENNIFER 0:30.15 1:04.78	16	EAST SUB. PA	1:04.78
136)	SAUER,LAINIE 0:30.46 1:05.11	15	HOUSTON TX	1:05.11
137)	ZUEHLS,RACHEL 0:29.86 1:05.24	16	BEAVER DAM WI	1:05.24
138)	JACKSON,BETH 0:30.07 1:05.37	13	FAIRFIELD OH	1:05.37
139)	SIRBAUGH,JENNY 0:30.53 1:05.46	15	ANNE ARUNDEL MD	1:05.46
140)	SMITH,DESI 0:30.58 1:05.52	15	SCOTTDALE PA	1:05.52
141)	OLSON,ASHLEY 0:30.48 1:06.01	15	FORD CENTRAL MI	1:06.01
142)	BEHRINGER,TAMMY 0:31.12 1:06.13	15	CANTON OH	1:06.13
143)	HOYER,LEXI 0:30.65 1:06.61	17	MASSILLON OH	1:06.61
144)	PEREZ,SUSAN 0:31.68 1:06.77	12	STAUNTON VA	1:06.77
145)	CRUSE,JENNI 0:30.59 1:07.78	17	MIDDLETOWN OH	1:07.78
	SCHMIDT,SUSAN	16	BUTLER PA	DISQUAL
	MAYLOR,DINA	16	MASSILLON OH	DISQUAL- NS
	FOSTER,MICHELLE	18	AUBURN ME	DISQUAL- NS

EVENT : 38 MEN 'S 100 YARDS BUTTERFLY

31)	HARTMANN, RAINER 0:25.28 0:53.51	16	CLAY-PLATTE MO	0:53.51
32)	KROUPA, ANDY 0:24.77 0:53.54	18	COLLIER CTY FL	0:53.54
33)	HAUGEN, STEVE 0:25.31 0:53.63	18	BEAVERCREEK OH	0:53.63
34)	MORRISSEY, TIM 0:25.38 0:53.65	16	BLUE ASH OH	0:53.65
35)	HUNTER, CHRISTIAN 0:24.47 0:53.69	17	YORK AND YORK PA	0:53.69
36)	CASTRENOS, CHIP 0:25.26 0:53.70	18	HOUMA LA	0:53.70
37)	HOFTYZER, ERNIE 0:25.13 0:53.72	17	PALISADES CA	0:53.72
38)	BILYEAU, CRAIG 0:24.75 0:53.76	16	COLLIER CTY FL	0:53.76
39)	FEEHERY, BOB 0:25.04 0:53.81	18	E DELAWARE PA	0:53.81
40)	HURT, KEVIN 0:24.44 0:53.93	17	ANNE ARUNDEL MD	0:53.93
41)	MCDEVITT, MARK 0:25.35 0:53.95	17	GLENDALE CA	0:53.95
42)	HARRIS, KIRK 0:25.07 0:53.96	17	GRT SEATTLE WA	0:53.96
42)	HENDRICKSON, KENNITH 0:24.94 0:53.96	18	BATTLE CREEK MI	0:53.96
44)	JENSEN, STEVEN 0:25.04 0:53.97	17	GRAND ISLAND NE	0:53.97
45)	LANE, WILL 0:25.83 0:54.07	16	CHAMPAIGN IL	0:54.07
46)	TAGGART, STEVE 0:25.00 0:54.17	17	KANKAKEE IL	0:54.17
46)	BENNETT, DAVID 0:25.16 0:54.17	16	WALLINGFORD CT	0:54.17
48)	BAIN, MORGAN 0:25.63 0:54.18	16	NEW CANAAN CT	0:54.18
49)	BUNKER, MORGAN 0:25.60 0:54.19	18	LAS VEGAS NV	0:54.19
50)	TABBLING, DAVID 0:24.96 0:54.24	17	TOWSON MD	0:54.24
51)	ST.PIERRE, EDWARD 0:25.56 0:54.28	18	DANVERS MA	0:54.28
52)	STABILE, ANDY 0:25.21 0:54.31	15	U PENINSULA MI	0:54.31
53)	POPP, THOMAS 0:24.72 0:54.35	18	GRT JOLIET IL	0:54.35
54)	ZELLER, MARK 0:25.68 0:54.39	17	NEW HAVEN CT	0:54.39
55)	HORD, JIM 0:25.34 0:54.43	18	HOUSTON TX	0:54.43
55)	DARLING, PAUL 0:25.46 0:54.43	15	LAS VEGAS NV	0:54.43
55)	MOSEMAN, MATTHEW 0:25.51 0:54.43	17	MADISON WEST WI	0:54.43
58)	MERRITT, RUSS 0:25.87 0:54.44	16	GREENVILLE SC	0:54.44
58)	MEISSNER, STEVEN 0:25.15 0:54.44	17	POTTSTOWN PA	0:54.44
60)	QUICK, MIKE 0:25.72 0:54.46	17	DAYTON N.W. OH	0:54.46
60)	FARNAU, STEVE 0:25.48 0:54.46	16	LEXINGTON KY	0:54.46
62)	HOLDREN, AARON 0:25.88 0:54.52	16	SARASOTA FL	0:54.52
63)	GARCIA, KEN 0:25.28 0:54.54	17	HOUSTON TX	0:54.54
64)	REINHARD, RICK 0:25.61 0:54.60	18	LAKELAND NJ	0:54.60
65)	ALMEIDA, TYLER 0:25.38 0:54.63	14	S E FAMILY IN	0:54.63
66)	REETZ, SETH 0:25.47 0:54.68	16	HUNTINGTON WV	0:54.66

(CONTINUED ON NEXT PAGE)

(CONTINUED)

67)	MANN, CHRIS 0:25.08 0:54.69	15	CHAPEL HILL NC	0:54.69
67)	BRUNNER, CHUCK 0:25.54 0:54.69	16	HARRISBURG PA	0:54.69
67)	KARR, DOUG 0:25.61 0:54.69	18	HOWARD COUNTY MD	0:54.69
70)	ROGERS, JOHN 0:25.57 0:54.74	17	OLD COLONY Y MA	0:54.74
71)	DUDLEY, ROBERT 0:25.48 0:54.79	17	HOUSTON TX	0:54.79
72)	HEYDANEK, DARREN 0:25.65 0:54.81	14	TWINBROOK IL	0:54.81
73)	DRY, TIM 0:25.22 0:54.84	18	SOMERSET VAL NJ	0:54.84
74)	SAMOSE, JASON 0:24.67 0:54.86	15	WILTON CT	0:54.86
74)	KNAPP, TODD 0:25.72 0:54.86	15	CORRY PA	0:54.86
76)	SIMPSON, BRIAN 0:25.52 0:54.89	16	NORTH CANTON OH	0:54.89
77)	SNEAD, DAVID 0:25.64 0:54.90	18	CEN VIRGINA VA	0:54.90
78)	FINK, ROB 0:25.48 0:54.93	16	COLLIER CTY FL	0:54.93
79)	RODGERS, DARRYL 0:25.59 0:54.97	15	CHAMPAIGN IL	0:54.97
80)	O'DONNELL, DAVID 0:25.83 0:54.99	16	VINELAND NJ	0:54.99
81)	HOPKINS, KEVIN 0:25.46 0:55.00	18	LAKELAND NJ	0:55.00
82)	CHANG, MICHAEL 0:25.56 0:55.01	14	GLENDALE CA	0:55.01
83)	CRACILN, JOH 0:25.65 0:55.07	17	St AUGUSTINE FL	0:55.07
84)	WARREN, SCOTT 0:25.58 0:55.10	15	ROCK ISLAND IL	0:55.10
85)	PRIESTER, PJ 0:25.66 0:55.28	16	BLOOMINGTON IL	0:55.28
86)	ENGEL, ERIK 0:25.73 0:55.28	18	U PENINSULA MI	0:55.28
87)	HENRY, KEITH 0:25.81 0:55.32	18	WALLINGFORD CT	0:55.32
88)	SAWIK, CURT 0:26.02 0:55.37	15	SOMERSET VAL NJ	0:55.37
88)	MEDEIROS, SCOTT 0:25.84 0:55.37	16	FALL RIVER MA	0:55.37
90)	GIESE, GREG 0:26.13 0:55.38	16	CLAY-PLATTE MO	0:55.38
91)	OBERER, SEAN 0:25.35 0:55.40	16	DAYTON N.W. OH	0:55.40
92)	HOLLEY, PATRICK 0:26.09 0:55.41	16	N MIDDLESEX CT	0:55.41
93)	KURTH, DAN 0:25.86 0:55.48	17	SOUTH TOLEDO OH	0:55.48
94)	MOLE, TOM 0:25.68 0:55.55	18	MILWAUKEE WI	0:55.55
95)	STUHLTRAGER, STEVE 0:25.57 0:55.57	17	E DELAWARE PA	0:55.57
96)	RAIN, STEVE 0:26.10 0:55.60	17	MONTGOMERY AL	0:55.60
97)	HOMAN, JAMES 0:26.04 0:55.64	17	MUSKEGON MI	0:55.64
98)	SCHUBERT, BRIAN 0:25.81 0:55.68	15	LAS VEGAS NV	0:55.68
99)	BOTT, JEFF 0:25.67 0:55.71	16	CEN CHESTER PA	0:55.71
100)	HAMILTON, SD 0:26.40 0:55.73	17	FANWOOD NJ	0:55.73
101)	FARO, MIKE 0:24.59 0:55.77	15	RIDGEWOOD NJ	0:55.77
102)	LINEMBERG, MICHAEL 0:24.58 0:55.78	16	FANWOOD NJ	0:55.78

EVENT : 38 MEN 'S 100 YARDS BUTTERFLY

103)	STUART, PETER 0:26.18 0:55.83	18	NEW CANAAN CT	0:55.83
103)	BACHMAN, KEVIN 0:25.58 0:55.83	16	WILMINGTON NC	0:55.83
103)	MCCURRACH, GEORGE 0:26.26 0:55.83	17	RED BANK NJ	0:55.83
106)	BRUHA, STEPHEN 0:26.14 0:55.84	16	ANNE ARUNDEL MD	0:55.84
107)	STACK, RON 0:26.17 0:55.96	16	ROCHESTER MI	0:55.96
108)	PARTON, CHRIS 0:26.04 0:56.03	16	RED BANK NJ	0:56.03
109)	CROSSLEY, GARY 0:25.41 0:56.04	18	WATERTOWN NY	0:56.04
109)	PATON, KEVIN 0:26.38 0:56.04	16	HAVERHILL MA	0:56.04
111)	SCHANK, MIKE 0:25.99 0:56.07	17	ELYRIA OH	0:56.07
112)	METRO, RAY 0:25.87 0:56.09	17	FAIRFIELD CT	0:56.09
113)	WHITTEN, RUSSELL 0:26.49 0:56.14	18	PALISADES CA	0:56.14
114)	GALLO, JOHN 0:26.29 0:56.21	16	SOMERSET VAL NJ	0:56.21
115)	REEVES, JASON 0:26.50 0:56.30	17	ELKHART CTY IN	0:56.30
116)	MARTIN, KIRK 0:26.75 0:56.34	17	CLEVELAND TN	0:56.34
117)	KELLER, MATT 0:25.74 0:56.37	17	BELVIDERE IL	0:56.37
117)	YAKUBICS, MICHAEL 0:26.49 0:56.37	18	RED BANK NJ	0:56.37
119)	SPRINGER, DOUG 0:26.60 0:56.42	17	AUBURN NY	0:56.42
120)	RODGERS, ALEX 0:26.43 0:56.48	17	CHAMPAIGN IL	0:56.48
121)	SHIELDS, KEITH 0:26.38 0:56.62	17	FREDERICKSBURG V	0:56.62
122)	BUCKLEY, MIKE 0:26.11 0:56.64	17	LAKELAND NJ	0:56.64

(CONTINUED)

123)	DISTEFANO, GREG 0:26.59 0:56.68	18	HAMDEN CT	0:56.68
123)	VITRELLA, DAVE 0:26.68 0:56.68	16	NEW CANAAN CT	0:56.68
125)	DWYER, JAMES 0:25.49 0:56.69	18	ROCKLAND NY	0:56.69
126)	JACOBS, ERIK 0:26.81 0:56.70	14	KALAMAZOO MI	0:56.70
127)	THOMPSON, BRIAN 0:26.41 0:56.86	17	HAMILTON NJ	0:56.86
128)	FINGALSON, STEVEN 0:26.42 0:56.92	17	KNOXVILLE TN	0:56.92
129)	MCMILLAN, CHAD 0:25.74 0:57.10	15	AUBURN NY	0:57.10
130)	DUNKIEL, BRIAN 0:26.89 0:57.20	18	RIDGEWOOD NJ	0:57.20
131)	FABLIA, MIKE 0:26.15 0:57.24	15	E DELAWARE PA	0:57.24
132)	LIGI, MARK 0:26.88 0:57.27	16	GRT WATERBURY CT	0:57.27
133)	HECK, ERIC 0:26.65 0:57.28	15	GRT JOLIET IL	0:57.28
134)	HOFFMAN, WES 0:26.36 0:57.42	15	FAIRFIELD OH	0:57.42
135)	TRENEZER, ERIC 0:26.95 0:57.45	16	ROCKLAND NY	0:57.45
136)	MONTGOMERY, JASON 0:27.06 0:57.80	16	FRANKFORT KY	0:57.80
137)	DORSEY, DANNY 0:26.99 0:57.82	16	FREDERICKSBURG V	0:57.82
138)	HART, CHRIS 0:26.80 0:58.03	15	ANDOVER NORTH MA	0:58.03
139)	JOYCE, JOHN 0:27.27 0:59.04	16	ROCKLAND NY	0:59.04
140)	YAUGER, ED 0:26.14 0:59.29	16	UNIONTOWN PA	0:59.29
	MCCLAREN, ARTHUR	15	OLD COLONY Y MA	DISQUAL — NS
	PAGAST, PETER	17	LAKE REGION IL	DISQUAL

EVENT : 39 WOMEN 'S 400 YARDS MEDLEY RELAY

NATIONAL RECORD 3:52.57 JOLIET, IL JOLIET, IL 4-20-85
QUALIFYING FOR NATIONALS 4:17.69

PLACE	NAME	YEAR	TEAM	TRIALS			FINAL
CHAMPIONSHIP FINAL							
1)	WILTON CT			3:53.41			3:51.98 **
1)	ANDREN, KARIN	17	0:27.21 0:57.45	3) JORGENSEN, JANEL	15		2:38.89 2:59.80
2)	SEWARD, LESLIE	16	1:29.47 2:04.96	4) PORTER, STACEY	16		3:24.33 3:51.98
** NATIONAL RECORD							
2)	LAS VEGAS NV			4:00.68			3:56.10
1)	CALDWELL, HEATHER	16	0:28.87 1:00.61	3) KENNEY, MELDON	17		2:33.90 3:05.34
2)	LYNCH, KRISTEN	18	1:31.71 2:06.88	4) SIMMONS, CHERYL	17		3:29.87 3:56.10
3)	READING PA			4:01.17			3:53.27
1)	CAMPBELL, COLLEEN	17	0:28.65 1:00.44	3) CHRISTMAN, DEBORAH	14		2:34.82 3:07.73
2)	HAAS, BETH	17	1:31.38 2:07.03	4) STAVER, STACEY	15		3:32.47 3:59.27
4)	NAPERVILLE IL			4:00.88			4:03.09
1)	FREEMAN, ELIZABETH	16	0:28.69 1:00.28	3) RAINE, TIA	15		2:36.14 3:07.45
2)	TODD, KAREN	14	1:31.38 2:05.28	4) STEINBACH, MELISSA	17		3:32.69 4:00.09

(CONTINUED ON NEXT PAGE)

EVENT : 39 WOMEN'S 400 YARDS MEDLEY RELAY (CONTINUED)

5)	PARKERSBURG WV			4:02.02			4:01.24
1)	STALNAKER, STEPHANIE	15	0:29.12	3)	PASILAGAN, AILEEN	17	2:34.25
			1:01.74				3:05.91
2)	MAZUR, LAURA	17	1:31.74	4)	BOSTON, SHELLY	16	3:31.96
			2:07.10				4:01.24
6)	GRT JOLIET IL			4:02.79			4:01.42
1)	QUAS, JODI	18	0:28.40	3)	RAKOSKI, LISA	18	2:35.86
			0:59.81				3:08.01
2)	MONACO, MARI	16	1:31.58	4)	DIETRICH, CATHY	15	3:33.76
			2:08.27				4:01.42
7)	MILWAUKEE WI			4:00.83			4:01.61
1)	WHOWELL, RALLEE	18	0:29.10	3)	HEGARTY, MOLLY	17	2:36.37
			1:01.11				3:08.05
2)	COHEN, SHANNON	16	1:32.88	4)	SAWYER, TRACY	17	3:33.47
			2:09.24				4:01.61
8)	FANWOOD NJ			4:02.58			4:01.66
1)	CUPPARI, RIA	16	0:28.80	3)	HERTELL, KERRY	17	2:35.63
			1:00.60				3:09.09
2)	WHALEN, SUSAN	16	1:31.96	4)	HILLE, CHRISTINE	17	3:33.97
			2:08.32				4:01.66

CONSOLATION FINAL

9)	NEW CANAAN CT			4:04.65			3:56.84
1)	CURRY, MEEGAN	16	0:28.96	3)	REID, JULIE	18	2:34.08
			1:00.24				3:03.80
2)	BRAKELEY, KRISTIN	16	1:31.97	4)	BELL, KATIE	15	3:29.05
			2:08.16				3:56.84
10)	CHAMPAIGN IL			4:04.68			4:01.56
1)	HUCAL, KIM	16	0:27.84	3)	MUELLER, KRISTIE	12	2:37.08
			0:58.64				3:09.68
2)	WILBORN, LAURA	17	1:31.17	4)	KIDDOO, ANNE	17	3:34.34
			2:08.12				4:01.56
11)	OAK PARK IL			4:03.83			4:02.02
1)	REITZ, SHARON	17	0:28.96	3)	COATS, RACHEL	15	2:36.97
			1:00.98				3:08.83
2)	DUKSTEIN, AMY	16	1:33.02	4)	GAJDA, JOYCE	14	3:34.28
			2:09.69				4:02.02
12)	ROANOKE VA			4:04.44			4:02.82
1)	MARTENEY, TRICIA	17	0:28.99	3)	FARISS, ANGELA	16	2:37.09
			1:00.63				3:08.03
2)	WOLFLE, SUSAN	14	1:32.81	4)	COLE, CARRINGTON	15	3:34.29
			2:09.95				4:02.82
13)	COLLIER CTY FL			4:04.32			4:04.21
1)	BRINSON, SIDNEY	17	0:28.53	3)	RUNYON, BOBBI JO	15	2:37.38
			0:59.94				3:09.69
2)	BAILEY, PAULA	17	1:32.84	4)	MURRAY, JOAN	17	3:35.40
			2:09.37				4:04.21
14)	CHARLOTTES. VA			4:04.40			4:04.37
1)	BOLIVER, MARGIE	16	0:28.92	3)	HIPSKIND, WENDY	15	2:38.65
			1:00.48				3:09.75
2)	HAYDEN, MELISSA	14	1:33.21	4)	COOK, TRACY	17	3:35.22
			2:11.29				4:04.37
15)	HOUSTON TX			4:03.92			4:05.83
1)	THOMAS, ELAINE	17	0:29.33	3)	DAWSON, CASSIE	16	2:39.06
			1:01.53				3:10.92
2)	PEREIRA, CATHY	17	1:34.36	4)	WHITE, KRISTEN	16	3:36.95
			2:11.57				4:05.83
16)	LAKELAND NJ			4:05.47			4:07.87
1)	COLE, COLLEEN	15	0:30.17	3)	GREGORY, BECKY	14	2:39.51
			1:03.47				3:12.53
2)	VOGEL, DIANNA	18	1:34.86	4)	WOROBEL, JANET	14	3:38.99
			2:11.15				4:07.87

EVENT : 39 WOMEN'S 400 YARDS MEDLEY RELAY (CONTINUED)

1)	WILTON CT			3:53.41			
1)	ANDREN, KARIN	17	0:27.62	3)	JORGENSEN, JANEL	15	2:31.68
			0:58.02				3:01.45
2)	SEWARD, LESLIE	16	1:29.57	4)	PORTER, STACEY	16	3:25.91
			2:05.61				3:53.41
2)	LAS VEGAS NV			4:00.68			
1)	KENNEY, MELDON	17	0:28.60	3)	LYNCH, KRISTEN	18	2:38.09
			0:59.89				3:08.68
2)	SEIP, CHRIS	16	1:33.32	4)	SIMMONS, CHERYL	17	3:33.78
			2:11.64				4:00.68
3)	MILWAUKEE WI			4:00.83			
1)	WHOWELL, RALLEE	18	0:29.47	3)	HEGARTY, MOLLY	17	2:36.00
			1:01.80				3:07.62
2)	COHEN, SHANNON	16	1:33.40	4)	SAWYER, TRACY	17	3:33.05
			2:09.09				4:00.83
4)	NAPERVILLE IL			4:00.88			
1)	FREEMAN, ELIZABET	16	0:29.20	3)	RAINS, TIA	15	2:37.47
			1:01.61				3:08.38
2)	TODD, KAREN	14	1:33.14	4)	STEINBACH, MELISS	17	3:33.49
			2:10.32				4:00.88
5)	READING PA			4:01.17			
1)	CAMPBELL, COLLEEN	17	0:29.09	3)	CHRISTMAN, DEBORA	14	2:36.20
			1:00.95				3:09.09
2)	HAAS, BETH	17	1:31.99	4)	STAVER, STACEY	15	3:33.98
			2:08.08				4:01.17
6)	PARKERSBURG WV			4:02.02			
1)	STALNAKER, STEPHA	15	0:29.51	3)	PASILAGAN, AILEEN	17	2:34.55
			1:02.10				3:05.84
2)	MAZUR, LAURA	17	1:32.36	4)	BOSTON, SHELLY	16	3:32.47
			2:07.29				4:02.02
7)	FANWOOD NJ			4:02.58			
1)	CUPPARI, RIA	16	0:29.01	3)	HERTELL, KERRY	17	2:36.34
			1:00.71				3:09.41
2)	WHALEN, SUSAN	16	1:32.18	4)	HILLE, CHRISTINE	17	3:34.34
			2:08.64				4:02.58
8)	GRT JOLIET IL			4:02.79			
1)	QUAS, JODI	18	0:28.98	3)	RAKOSKI, LISA	18	2:36.57
			1:00.84				3:08.10
2)	MONACO, MARI	16	1:32.75	4)	DIETRICH, CATHY	15	3:34.23
			2:09.65				4:02.79
9)	OAK PARK IL			4:03.83			
1)	REITZ, SHARON	17	0:29.43	3)	COATS, RACHEL	15	2:38.26
			1:01.82				3:09.91
2)	DUKSTEIN, AMY	16	1:34.27	4)	GAJDA, JOYCE	14	3:35.51
			2:10.71				4:03.83
10)	HOUSTON TX			4:03.92			
1)	THOMAS, ELAINE	17	0:29.18	3)	DAWSON, CASSIE	16	2:38.00
			1:01.47				3:09.57
2)	PEREIRA, CATHY	17	1:34.07	4)	WHITE, KRISTEN	16	3:35.37
			2:10.91				4:03.92
11)	COLLIER CTY FL			4:04.32			
1)	BRINSON, SIDNEY	17	0:28.40	3)	RUNYON, BOBBI JO	15	2:37.22
			0:59.64				3:09.50
2)	BAILEY, PAULA	17	1:32.41	4)	MURRAY, JOAN	17	3:35.36
			2:09.85				4:04.32
12)	CHARLOTTES. VA			4:04.40			
1)	BOLIVER, MARGIE	16	0:28.64	3)	HIPSKIND, WENDY	15	2:37.94
			1:00.14				3:09.61
2)	HAYDEN, MELISSA	14	1:32.67	4)	COOK, TRACY	17	3:35.30
			2:10.69				4:04.40
13)	ROANOKE VA			4:04.44			
1)	MARTENEY, TRICIA	17	0:29.00	3)	FARISS, ANGELA	16	2:37.11
			1:00.93				3:09.00
2)	WOLFLE, SUSAN	14	1:33.18	4)	VANLANDINGHAM, LI	16	3:35.40
			2:10.01				4:04.44
14)	NEW CANAAN CT			4:04.65			
1)	CURRY, MEEGAN	16	0:29.18	3)	GATT, SHARON	15	2:37.51
			1:01.06				3:09.05
2)	BRAKELEY, KRISTIN	16	1:33.26	4)	REID, JULIE	18	3:35.54
			2:09.46				4:04.65
15)	CHAMPAIGN IL			4:04.68			
1)	HUCAL, KIM	16	0:28.23	3)	MUELLER, KRISTIE	12	2:37.76
			0:58.86				3:11.45
2)	WILBORN, LAURA	17	1:32.05	4)	KIDDOO, ANNE	17	3:36.60
			2:09.28				4:04.68
16)	LAKELAND NJ			4:05.47			
1)	COLE, COLLEEN	15	0:29.85	3)	GREGORY, BECKY	14	2:38.48
			1:02.98				3:11.32
2)	VOGEL, DIANNA	18	1:34.38	4)	WOROBEL, JANET	14	3:37.06
			2:10.00				4:05.47
17)	UPPER MAIN PA			4:06.40			
1)	PFALTZGRAFF, SUZA	15	0:29.49	3)	KLEIDERLEIN, HOLL	12	2:40.21
			1:03.58				3:13.71
2)	DUCKWORTH, PAM	16	1:36.39	4)	KLEIDERLEIN, JANE	18	3:38.93
			2:12.88				4:06.40
18)	RIDGEWOOD NJ			4:06.60			
1)	SMITH, JENNIFER	16	0:29.93	3)	SMITH, TERRI	15	2:40.58
			1:02.42				3:12.25
2)	BUDNICK, JEN	15	1:35.06	4)	HARNETT, JENNIFER	15	3:37.89
			2:13.15				4:06.60
19)	SARASOTA FL			4:06.92			
1)	CHAMPNEY, DENA	15	0:29.51	3)	PLIFKA, STEPHANIE	14	2:41.62
			1:02.20				3:12.78
2)	WEPFER, MELISSA	16	1:35.74	4)	LERCH, SUSAN	13	3:38.79
			2:13.45				4:06.92
20)	MORRIS CENTER NJ			4:07.33			
1)	LEGGIN, JULIE	17	0:29.87	3)	WASHETER, PENNY	15	2:41.48
			1:02.93				3:14.99
2)	FISHER, ANDREA	14	1:35.24	4)	MCSHANE, CLARE	16	3:40.02
			2:13.32				4:07.33
21)	NEW HAVEN CT			4:09.62			
1)	GIORDANO, ANNE	16	0:30.01	3)	BAIRD, JENNIFER	15	2:41.45
			1:03.06				3:13.84
2)	LEWIS, ROBIN	15	1:36.60	4)	MERCURLIANO, LAUR	18	3:39.98
			2:13.00				4:09.62
22)	G E FAMILY IN			4:09.76			
1)	WEAVER, JULIE	13	0:29.40	3)	BARHYDT, CHERYL	16	2:41.94
			1:02.60				3:15.22
2)	RACHT, ERIN	13	1:35.70	4)	ROTH, MARY	17	3:41.39
			2:12.60				4:09.76
23)	SAN PEDRO CA			4:10.42			
1)	MARTINEZ, CLAUDIN	14	0:31.26	3)	BARJAVIC, JACKIE	15	2:42.47
			1:04.81				3:15.31
2)	KORY, DEBORAH	13	1:37.55	4)	BUGG, KATHIE	15	3:41.79
			2:14.04				4:10.42
24)	WHEELING WV			4:10.94			
1)	SOMMER, MICHELE	17	0:29.66	3)	SOMMER, JULIE	14	2:42.73
			1:01.95				3:14.98
2)	BLAZIER, KATHY	18	1:35.38	4)	MILLER, AMY	24	3:41.69
			2:13.64				4:10.94

(CONTINUED ON NEXT PAGE)

EVENT : 39 WOMEN'S 400 YARDS MEDLEY RELAY (CONTINUED)

25) ROCHESTER NY 4:11.26
1) SAMFAS, VALERIE 16 0:29.74 1:02.88
2) HISCHKE, AIMEE 17 1:35.58 2:14.32
3) PALMER, LEIGH 16 2:43.04 3:17.38
4) KENNEDY, DANA 17 3:42.62 4:11.26

26) RED BANK NJ 4:11.65
1) DAVIDSON, MICHELL16 0:30.24 1:02.87
2) SKOKOS, TINA 14 1:36.41 2:14.98
3) CONSIDINE, TRISH 16 2:43.39 3:16.12
4) HOLTHUSEN, JENNA 15 3:42.56 4:11.65

27) WAYNESBORO VA 4:12.19
1) GRIFFITH, GINNY 16 0:27.42 0:57.19
2) KIMMETT, LAUREN 16 1:31.66 2:11.43
3) MAURER, KAREN 16 2:48.23 3:13.49
4) BEARD, STACY 12 3:41.18 4:12.19

28) WESTFIELD NJ 4:12.65
1) CASSIDY, LYNNE 17 0:29.51 1:01.75
2) MORNER, MELISSA 17 1:35.18 2:14.45
3) CARDE, CHRISTINA 17 2:43.22 3:16.15
4) CARDE, MEI-MEI 15 3:43.68 4:12.65

29) RALEIGH NC 4:12.79
1) MARTIN, ERIN 16 0:29.54 1:02.83
2) BIBB, STEPHANIE 13 1:37.88 2:15.95
3) CHESTNUTT, MISSY 17 2:44.33 3:17.38
4) HUGHES, SHEILA 13 3:43.45 4:12.79

30) BEAVERCREEK OH 4:13.94
1) FOTT, KRISSY 13 0:31.68 1:07.76
2) HENNINGER, SARA 14 1:40.96 2:20.43
3) MILLS, STACY 16 2:48.22 3:22.44
4) HESP, JENNIFER 18 3:46.66 4:13.94

31) WINSTON-SALEM NC 4:14.13
1) FURBURG, HELENA 17 0:30.71 1:04.25
2) KADDVAND, NATALIE15 1:37.02 2:15.93
3) LIVENGOOD, ELAINE13 2:44.69 3:17.91
4) GARDNER, MEREDITH16 3:44.61 4:14.13

32) St AUGUSTINE FL 4:14.15
1) LEWIS, AMY 15 0:28.81 1:01.13
2) BAY, LISA 14 1:34.36 2:12.75
3) RAY, KIM 17 2:42.84 3:16.92
4) COMEAU, TERRI 17 3:44.37 4:14.15

33) LEXINGTON KY 4:14.93
1) DEBOOR, LIZ 16 0:30.93 1:05.18
2) CHAN, JENNIFER 15 1:39.39 2:18.34
3) ASHLEY, DYER 15 2:46.55 3:19.28
4) ROBINSON, HEIDI 17 3:45.88 4:14.93

34) NEWARK OH 4:15.09
1) PARSONS, MOLLY 16 0:30.04 1:03.79
2) EVANS, GYNNA 15 1:38.88 2:18.27
3) NEWLON, MAUREEN 16 2:46.93 3:19.72
4) DIBLASIO, TRACI 17 3:46.15 4:15.09

35) KALAMAZOO MI 4:15.12
1) ANDERSON, ANDREA 18 0:31.34 1:04.95
2) RUSTER, MOLLY 13 1:39.83 2:18.64
3) ILL, KATIE 17 2:46.73 3:18.67
4) PARKER, JODI 14 3:45.95 4:15.12

36) ANDOVER NORTH MA 4:15.61
1) NEWLAND, SHANNA 17 0:29.31 1:02.42
2) MARRAH, KIM 15 1:36.17 2:14.41
3) MURPHY, MAUREEN 17 2:44.66 3:18.98
4) FOX, MICHELE 17 3:45.44 4:15.61

37) FORD CENTRAL MI 4:15.71
1) PANTER, LIZ 14 0:30.65 1:05.28
2) VANHOUTEN, KATHY 16 1:38.54 2:17.47
3) TURNBULL, EFFIE 14 2:46.3[illegible] 3:19.89
4) TREADO, JENNY 15 3:46.33 4:15.71

38) CEN CHESTER PA 4:16.48
1) LAZARSKI, BEVERLY15 0:30.73 1:05.72
2) LASLO, KAREN 16 1:40.05 2:19.36
3) HANBY, KAREN 16 2:48.12 3:21.87
4) MARRS, ABBE 16 3:47.76 4:16.43

39) ROCK ISLAND IL 4:16.72
1) BEDWITH, ANDIE 15 0:32.15 1:06.06
2) HOUCK, CARA 13 1:43.28 2:22.63
3) PRANGER, BARB 17 2:48.93 3:19.95
4) ANDERSON, CHRISTY17 3:47.82 4:16.72

40) BOISE FAMILY ID 4:17.04
1) REBERGER, DIANE 15 0:30.50 1:03.39
2) FEARON, HEIDI 13 1:39.16 2:18.61
3) SHELTON, BECKY 16 2:48.01 3:22.13
4) STILLINGER, KAY 17 3:48.46 4:17.04

41) JANESVILLE WI 4:17.63
1) DENSON, DESIREE 16 0:29.55 1:02.48
2) DICKSON, KIMBERLY16 1:36.57 2:15.58
3) RICHARDS, TRACEY 15 2:43.97 3:15.35
4) HALLETT, SUSIE 14 3:44.98 4:17.63

42) FAIRFIELD OH 4:18.00
1) JACKSON, BETH 13 0:31.83 1:07.46
2) MCCLAIN, HOLLY 16 1:40.76 2:19.44
3) MILLETTE, ANDREA 14 2:47.08 3:21.37
4) WILKE, JULIE 14 3:47.85 4:18.00

43) HARRISBURG PA 4:18.54
1) SARI, LIZ 18 0:30.46 1:03.59
2) MORRET, TRACI 17 1:39.59 2:20.01
3) ROZMAN, RENEE 16 2:49.13 3:22.74
4) BOBRECHT, MISSY 12 3:48.84 4:18.54

44) WAUKESHA WI 4:19.37
1) RUSHWITZ, JENNY 16 0:31.03 1:05.44
2) KNUTZEN, WANDY 17 1:39.95 2:19.38
3) RABLAND, LISA 17 2:48.38 3:23.38
4) FREDRICKS, JENNY 16 3:50.54 4:19.37

45) WEST MORRIS NJ 4:20.02
1) HILL, JENNIFER 16 0:31.21 1:06.65
2) LUBASH, MARGIE 16 1:41.03 2:20.81
3) BAUER, ANGELA 15 2:49.24 3:23.06
4) BOWEN, AMY 17 3:49.78 4:20.02

46) HUNTINGTON NY 4:20.38
1) FILSHIE, PATTI 16 0:31.27 1:06.56
2) KUCK, EVELYN 16 1:41.21 2:20.88
3) KEATING, MARYLIN 17 2:49.70 3:23.78
4) MERKLE, LAUREN 17 3:50.80 4:20.38

46) SOUTH TOLEDO OH 4:20.38
1) REINHART, DAWN 16 0:30.18 1:03.06
2) VERNILE, VAL 17 1:38.52 2:18.59
3) ROSLER, ROBIN 15 2:48.20 3:22.69
4) KASCH, LORI 15 3:50.22 4:20.38

48) SOUTHINGTON CT 4:20.40
1) DEAN, ALLISON 13 0:32.36 1:06.34
2) RAIDER, JAMIE 16 1:40.02 2:18.13
3) KORIN, JILL 15 2:47.61 3:22.27
4) HOLLAND, HEATHER 14 3:49.62 4:20.40

EVENT : 35 WOMEN'S 400 YARDS MEDLEY RELAY (CONTINUED)

49) HOWARD COUNTY MD 4:20.86
1) REES, LEE 17 0:31.07 1:05.86
2) WEISS, AMY 14 1:38.67 2:15.86
3) MARTIN, MARIA 14 2:45.09 3:20.60
4) DRAMINSKI, PATRIC16 3:47.48 4:20.86

50) SOMERSET VAL NJ 4:21.10
1) TORNATORE, JEANNI15 0:31.88 1:08.73
2) MCCARTY, IMGER 17 1:44.01 2:24.25
3) DWANE, MARY ELLEN15 2:52.68 3:26.29
4) GOLD, JENNY 17 3:52.71 4:21.10

51) GLENDALE CA 4:24.14
1) RICE, KATIE 17 0:32.36 1:07.20
2) LAMOUREAUX, DENIS15 1:43.78 2:24.58
3) HERNANDEZ, VERONI12 2:54.00 3:28.13
4) MACPHERSON, LAURI16 3:55.08 4:24.14

52) SPRINGFIELD IL 4:24.28
1) CHAPMAN, JENNI 15 0:30.87 1:05.86
2) GAFFIGAN, CATHERI15 1:40.78 2:20.37
3) BRUBAKER, SUSAN 14 2:51.06 3:25.91
4) DINGES, JANE 15 3:53.58 4:24.28

53) FLUSHING NY 4:26.37
1) RUGGIERO, JEANNIN15 0:32.06 1:08.22
2) MUNTZNER, JOANNE 16 1:43.81 2:24.47
3) SCHAEFER, MARY 15 2:54.93 3:30.16
4) FITZGIBBONS, PATRI8 3:56.82 4:26.37

54) MASSILLON OH 4:31.20
1) TAYLOR, DINA 16 0:32.75 1:10.98
2) CARLIN, KELLY 14 1:45.02 2:23.81
3) HOYER, LENI 17 2:54.53 3:31.71
4) GREEN, KELLI 15 3:58.76 4:31.20

55) BLUE ASH OH 4:33.77
1) GIDBY, KELLY 17 0:29.99 1:03.00
2) WILSON, LORI 12 1:42.24 2:25.75
3) OPPELT, HOLLY 13 2:56.16 3:31.90
4) REYNOLDS, LORI 15 4:01.37 4:33.77

WESTPORT CT DISQUAL
1) CHARLES, ABBY 18
2) POENIG, DEBORAH 14
3) BLASTOS, SARA 16
4) HANSEN, NATALIE 18

SUBURBAN IL DISQUAL
1) SADLER, JENNY 15
2) HEDIEN, JODY 15
3) RICHTER, LORI 15
4) TEMPLETON, KAREN 14

EVENT : 40 MEN'S 400 YARDS MEDLEY RELAY **********
NATIONAL RECORD 3:24.87 FT.WAYNE SE,IN FT.WAYNE SE,IN 1981
QUALIFYING FOR NATIONALS 3:49.79

PLACE	NAME	YEAR	TEAM	TRIALS	FINAL
CHAMPIONSHIP FINAL					
1)	COLLIER CTY FL			3:30.50	3:27.69
1)	WEATHERFORD, DEREK	15		0:24.74	0:52.67
2)	ZETTLE, CRAIG	19		1:18.64	1:49.11
3)	KROUPA, ANDY	18		2:13.29	2:41.82
4)	PATNODE, STEVE	17		3:03.58	3:27.69
2)	CHARLOTTES. VA			3:32.01	3:20.28
1)	TAYLOR, CHRIS	16		0:24.07	0:51.30
2)	HARRIS PAUL	16		1:18.56	1:50.37
3)	WHITE, TERRY	18		2:13.56	2:40.70
4)	KETT, JOHN	16		3:02.79	3:28.28
3)	SARASOTA FL			3:33.33	3:3[illegible].41
1)	SCHWENK, WILLIAM	15		0:24.27	0:51.23
2)	MATUSZAK, MARK	16		1:19.20	1:51.19
3)	STIER, SCOTT	17		2:15.04	2:44.00
4)	BELCHER, JAMES	17		3:06.75	3:31.41
4)	WILTON CT			3:33.31	3:32.52
1)	ZITZ, JOHN	16		0:25.66	0:54.26
2)	LUBECK, CHRISTOPHER	18		1:21.81	1:53.20
3)	KNEIPP, RUSSELL	18		2:17.18	2:45.19
4)	CARMICHAEL, NEVIN	18		3:07.86	3:32.52
5)	GRT JOLIET IL			3:33.11	3:32.77
1)	WILHELM, ERIC	18		0:25.57	0:54.77
2)	CURCIO, JOSEPH	17		1:22.89	1:55.37
3)	SISK, THOMAS	17		2:18.80	2:46.28
4)	WIEGAND, MICHAEL	19		3:08.48	3:32.77
6)	MILWAUKEE WI			3:34.40	3:33.99
1)	WHOWELL, TOM	16		0:25.52	0:53.75
2)	SPITZNOGLE, WES	17		1:21.79	1:54.44
3)	GWIDT, MARK	17		2:18.87	2:46.12
4)	HECK, DAVE	.1		3:08.84	3:33.99

(CONTINUED ON NEXT PAGE)

EVENT : 40 MEN 'S 400 YARDS MEDLEY RELAY (CONTINUED)

7) S E FAMILY IN				3:36.29			3:36.52
1) BIBELLOW, STEVE	15	0:25.05	3) ALMEIDA, TYLER		14	2:17.24	
		0:53.37				2:46.82	
2) POKRZYWINSKI, CHRIS	17	1:21.15	4) VANFOSSEN, DON		17	3:09.82	
		1:52.71				3:36.52	
8) HARRISBURG PA				3:37.30			3:39.61
1) BURKEY, KEVIN	18	0:26.72	3) KESLER, JOHN		17	2:22.97	
		0:57.97				2:50.33	
2) REARDON, DAVE	17	1:26.51	4) MELLOTT, JIM		18	3:13.96	
		1:59.48				3:39.61	
CONSOLATION FINAL							
9) FLUSHING NY				3:38.31			3:36.13
1) SWANSON, ERIC	17	0:26.65	3) MACCHIA, MICHAEL		17	2:20.47	
		0:56.24				2:48.65	
2) BALSAMO, MICHAEL	17	1:23.98	4) CORBISIERO, MARK		17	3:11.00	
		1:56.12				3:36.13	
10) WESTFIELD NJ				3:37.40			3:36.82
1) GARDINER, ALLEN	17	0:25.85	3) MCFADDEN, CHRIS		17	2:18.85	
		0:55.18				2:46.54	
2) ANDREWS, RICH	18	1:22.41	4) COULTAS, TIM		17	3:10.41	
		1:54.34				3:36.82	
11) PARKERSBURG WV				3:38.31			3:36.85
1) WELCH, ROBERT	18	0:25.86	3) SIMMS, KARL		15	2:19.62	
		0:54.77				2:49.31	
2) CARMOSINO, VINCE	17	1:22.47	4) BREEDEN, MIKE		17	3:12.05	
		1:54.26				3:36.85	
12) NEW CANAAN CT				3:37.68			3:37.10
1) MILLER, RUSTY	16	0:25.71	3) BAIN, MORGAN		16	2:20.89	
		0:53.94				2:49.82	
2) MILLER, JASON	15	1:23.11	4) GABBERO, GEOFFREY		16	3:12.50	
		1:56.23				3:37.10	
13) BEAVERCREEK OH				3:38.02			3:37.57
1) RENSKI, BOB	18	0:26.04	3) SPEES, SCOTT		17	2:21.13	
		0:54.92				2:49.25	
2) HUMBLE, JEREMY	15	1:23.43	4) EDMONDSON, GREG		19	3:12.04	
		1:55.68				3:37.57	
14) LAS VEGAS NV				3:38.98			3:37.85
1) BEAUDRY, DOUG	17	0:27.35	3) BUNKER, MORGAN		18	2:20.01	
		0:57.45				2:48.49	
2) SHTIGMAN, EYAL	23	1:24.52	4) SCHUBERT, BRIAN		15	3:12.01	
		1:55.16				3:37.85	
15) LAKELAND NJ				3:38.02			3:37.93
1) RIOS, VIC	17	0:26.09	3) REINHARD, RICK		18	2:20.54	
		0:55.91				2:49.57	
2) O'BOYLE, JOHN	18	1:23.39	4) REICH, PETER		17	3:12.36	
		1:55.55				3:37.93	
16) GRT SEATTLE WA				3:38.25			3:40.83
1) DEATON, TED	17	0:26.77	3) HARRIS, KIRK		17	2:21.87	
		0:56.87				2:51.86	
2) HIRAYAMA, MARK	17	1:25.43	4) BRAUSER, JASON		18	3:14.84	
		1:57.73				3:40.83	

EVENT : 40 MEN 'S 400 YARDS MEDLEY RELAY (CONTINUED)

1) COLLIER CTY FL				3:30.50			
1) WEATHERFORD, DERE	15	0:24.76	3) KROUPA, ANDY		18	2:12.42	
		0:52.10				2:40.96	
2) ZETTLE, CRAIG	19	1:18.58	4) PATNODE, STEVE		17	3:04.29	
		1:48.55				3:30.50	
2) CHARLOTTES. VA				3:32.01			
1) TAYLOR, CHRIS	16	0:24.58	3) WHITE, TERRY		18	2:15.72	
		0:51.92				2:43.40	
2) HARRIS PAUL	16	1:19.54	4) KETT, JOHN		16	3:06.29	
		1:51.66				3:32.01	
3) GRT JOLIET IL				3:33.11			
1) WILHELM, ERIC	18	0:25.49	3) SISK, THOMAS		17	2:18.63	
		0:54.37				2:46.12	
2) CURCIO, JOSEPH	17	1:22.62	4) WIEBAND, MICHAEL		19	3:08.67	
		1:54.89				3:33.11	
4) WILTON CT				3:33.31			
1) ZITZ, JOHN	16	0:26.14	3) KNEIPP, RUSSELL		18	2:17.77	
		0:54.74				2:46.19	
2) LUBECK, CHRISTOPH	18	1:22.42	4) BARY, ROBERT		16	3:08.66	
		1:53.51				3:33.31	
5) SARASOTA FL				3:33.33			
1) SCHENK, WILLIAM	15	0:24.41	3) HOLDREN, AARON		16	2:16.78	
		0:51.41				2:46.98	
2) MATUSZAK, MARK	16	1:19.44	4) BELCHER, JAMES		17	3:08.62	
		1:51.66				3:33.33	
6) MILWAUKEE WI				3:24.40			
1) WHOWELL, TOM	16	0:25.95	3) GWIDT, MARK		17	2:18.29	
		0:54.46				2:46.22	
2) SPITZNAGLE, WES	17	1:22.21	4) MECK, DAVE		.1	3:09.03	
		1:54.47				3:34.40	
7) S E FAMILY IN				3:36.29			
1) BIBELLOW, STEVE	15	0:25.29	3) ALMEIDA, TYLER		14	2:17.67	
		0:53.33				2:47.17	
2) POKRZYWINSKI, CHRI	17	1:21.41	4) VANFOSSEN, DON		17	3:10.07	
		1:52.77				3:36.29	
8) HARRISBURG PA				3:37.30			
1) BURKEY, KEVIN	18	0:26.76	3) KESLER, JOHN		17	2:21.62	
		0:57.34				2:48.83	
2) REARDON, DAVE	17	1:25.99	4) MELLOTT, JIM		18	3:11.75	
		1:58.48				3:37.30	
9) WESTFIELD NJ				3:37.40			
1) GARDINER, ALLEN	17	0:25.79	3) MCFADDEN, CHRIS		17	2:18.81	
		0:54.39				2:46.69	
2) ANDREWS, RICH	18	1:22.05	4) COULTAS, TIM		17	3:10.85	
		1:53.84				3:37.40	
10) NEW CANAAN CT				3:37.68			
1) MILLER, RUSTY	16	0:26.17	3) BAIN, MORGAN		16	2:21.75	
		0:53.64				2:50.04	
2) MILLER, JASON	15	1:23.43	4) SEDLAK, MARK		15	3:12.43	
		1:56.84				3:37.68	
11) BEAVERCREEK OH				3:38.02			
1) RENSKI, BOB	18	0:25.47	3) SPEES, SCOTT		17	2:21.09	
		0:53.74				2:49.82	
2) HUMBLE, JEREMY	15	1:22.61	4) EDMONDSON, GREG		19	3:12.88	
		1:56.19				3:38.02	
11) LAKELAND NJ				3:38.02			
1) RIOS, VIC	17	0:26.97	3) REINHARD, RICK		18	2:20.54	
		0:55.79				2:49.43	
2) O'BOYLE, JOHN	18	1:23.56	4) REICH, PETER		17	3:12.27	
		1:55.79				3:38.02	
13) GRT SEATTLE WA				3:38.25			
1) DEATON, TED	17	0:26.43	3) HARRIS, KIRK		17	2:21.86	
		0:56.28				2:49.91	
2) HIRAYAMA, MARK	17	1:24.41	4) BRAUSER, JASON		18	3:12.86	
		1:56.68				3:38.25	
14) PARKERSBURG WV				3:38.31			
1) WELCH, ROBERT	18	0:26.27	3) SIMMS, KARL		15	2:20.89	
		0:55.39				2:49.89	
2) CARMOSINO, VINCE	17	1:23.25	4) BREEDEN, MIKE		17	3:12.89	
		1:55.85				3:38.31	
14) FLUSHING NY				3:38.31			
1) SWANSON, ERIC	17	0:27.02	3) MACCHIA, MICHAEL		17	2:21.08	
		0:56.63				2:49.99	
2) BALSAMO, MICHAEL	17	1:24.54	4) CORBISIERO, MARK		17	3:13.81	
		1:56.86				3:38.31	
16) LAS VEGAS NV				3:38.98			
1) BEAUDRY, DOUG	17	0:27.43	3) BUNKER, MORGAN		18	2:20.99	
		0:57.66				2:49.85	
2) SHTIGMAN, EYAL	23	1:24.77	4) SCHUBERT, BRIAN		15	3:13.22	
		1:55.53				3:38.98	
17) SOMERSET VAL NJ				3:39.07			
1) VON LOEWE, PETER	16	0:26.74	3) DRY, TIM		18	2:22.58	
		0:56.95				2:52.20	
2) MORGALIS, JAMES	16	1:24.78	4) KENNEDY, JOHN		15	3:14.45	
		1:57.87				3:39.07	
18) NAPERVILLE IL				3:39.16			
1) DICK, JASON	16	0:26.55	3) DICK, BRIAN		17	2:23.09	
		0:55.69				2:51.27	
2) SEGO, GREG	17	1:25.06	4) HELM, DOUG		17	3:14.46	
		1:58.81				3:39.16	
19) UPPER MAIN PA				3:39.27			
1) CURTIS, JIM	16	0:26.22	3) JOHNSON, ERIC		17	2:21.68	
		0:55.32				2:50.92	
2) CHERRY, WES	17	1:23.77	4) KNOUFT, DAVE		16	3:13.63	
		1:56.52				3:39.27	
20) CHAMPAIGN IL				3:39.55			
1) LANE, WILL	16	0:25.95	3) RODGERS, DARRYL		15	2:20.45	
		0:54.78				2:50.04	
2) GREEN, DAVID	18	1:23.22	4) ATKINS, SPENCER		17	3:13.34	
		1:55.60				3:39.55	
21) KNOXVILLE TN				3:39.81			
1) FINGALSON, STEVEN	17	0:27.17	3) KLEINFELTER, RICK		16	2:22.94	
		0:57.29				2:49.44	
2) FOGGIN, JONATHAN	15	1:26.89	4) LEE, DEREK		18	3:13.85	
		1:59.77				3:39.81	
22) ROCHESTER MI				3:40.14			
1) WOODS, HILTON	18	0:25.24	3) STACK, RON		16	2:19.88	
		0:53.80				2:50.56	
2) MCELWAIN, ROB	17	1:21.57	4) SCOTT, MARK		16	3:14.12	
		1:54.24				3:40.14	
23) HOUSTON TX				3:41.30			
1) HORD, JIM	18	0:27.57	3) DUDLEY, ROBERT		17	2:24.30	
		0:58.36				2:53.97	
2) OHTAKA, ATSUSHI	17	1:27.02	4) SLOCUM, DAVID		17	3:16.29	
		1:59.43				3:41.30	
24) SOMERSET NJ				3:41.36			
1) O'MARA, JERRY	17	0:27.39	3) BRACKEN, DAVE		18	2:22.78	
		0:56.80				2:52.92	
2) WALSH, KEVIN	17	1:24.84	4) COUGHLIN, TOM		18	3:15.86	
		1:57.10				3:41.36	

(CONTINUED ON NEXT PAGE)

EVENT : 40 MEN'S 400 YARDS MEDLEY RELAY (CONTINUED)

25)	GLENDALE CA				3:42.68	37)	AUBURN NY				3:47.02		
1)	BURDA, AARON	15	0:27.96	3) BALLARD, CHRISTIA	15	2:26.32	1) MCMILLAN, CHAD	15	0:28.54	3) SPRINGER, DOUG	17	2:29.67	
			0:57.61			2:55.15			0:59.52			2:59.79	
2)	BALLARD, MATTHEW	17	1:27.86	4) BRENDE, FRED	19	3:17.66	2) GREEN, DAN	16	1:29.55	4) SIMON, TOM	16	3:22.04	
			2:01.52			3:42.68			2:04.24			3:47.02	
26)	FANWOOD NJ				3:42.00	38)	E DELAWARE PA				3:47.15		
1)	HAMILTON, ED	17	0:27.25	3) LINENBERG, MICHAE	16	2:25.94	1) DUDA, BRIAN	18	0:27.55	3) STUHLTRAGER, STEV	17	2:26.27	
			0:58.12			2:56.16			0:58.42			2:56.63	
2)	TURNEY, JAMES	17	1:27.07	4) WEBER, AARON	17	3:18.51	2) SHIBER, JOE	18	1:27.08	4) FEEHERY, BOB	18	3:20.20	
			2:00.56			3:42.00			2:00.77			3:47.15	
27)	NEW HAVEN CT				3:43.32	39)	JANESVILLE WI				3:47.32		
1)	SIMMONS, BRAD	16	0:27.14	3) ZELLER, MARK	17	2:25.23	1) BROWN, DAVID	18	0:27.46	3) DEFAUW, RONALD	17	2:26.50	
			0:58.01			2:54.58			0:57.98			2:54.55	
2)	KUSTER, STEVE	17	1:26.74	4) HOLEC, SCOTT	17	3:17.65	2) HALLETT, ED	15	1:28.26	4) SCHWANTES, DAVID	14	3:19.48	
			2:00.06			3:43.32			2:01.98			3:47.32	
28)	RED BANK NJ				3:43.78	40)	KOKOMO IN				3:47.62		
1)	RAD, ARIEL	15	0:26.84	3) MCCURRACH, GEORGE	17	2:24.70	1) HOCH, GREG	15	0:28.15	3) GIFFORD, ROB	16	2:27.25	
			0:55.78			2:54.44			0:59.08			2:58.23	
2)	FELIX, SCOTT	17	1:24.82	4) ULRICH, WYATT	16	3:17.92	2) HERR, LARRY	16	1:27.34	4) WUNDERLICH, JEFF	16	3:21.75	
			1:58.66			3:43.78			2:00.38			3:47.62	
29)	VINELAND NJ				3:44.37	41)	BLUE ASH OH				3:47.72		
1)	COLON, BRIAN	17	0:27.12	3) O'DONNELL, DAVID	16	2:24.64	1) WAGNER, STEVE	15	0:28.26	3) BACH, KEVIN	17	2:29.37	
			0:57.86			2:54.25			0:59.68			2:59.33	
2)	FORREST, BRIAN	15	1:26.11	4) SLOAN, GREG	16	3:17.47	2) MATANGUIHAN, ROB	16	1:29.37	4) JOHNSON, GLEN	15	3:22.41	
			1:59.55			3:44.37			2:03.72			3:47.72	
30)	RIDGEWOOD NJ				3:44.43	42)	HUNTINGTON NY				3:47.82		
1)	DUNKIEL, BRIAN	18	0:27.27	3) PRETTITORE, PAUL	17	2:25.27	1) RUSCH, BILLY	17	0:27.76	3) OHSBERG, CARL	18	2:25.20	
			0:57.78			2:54.67			0:58.42			2:57.16	
2)	MANGANO, FRED	18	1:26.95	4) PRETTITORE, GLENN	16	3:17.97	2) GRAULICH, DAVID	17	1:26.22	4) YANKEY, PAUL	16	3:21.00	
			2:00.45			3:44.43			1:59.00			3:47.82	
31)	WALLINGFORD CT				3:44.82	43)	HAMILTON NJ				3:48.36		
1)	HENRY, KEITH	18	0:27.00	3) BENNETT, DAVID	16	2:24.00	1) VALYO, JAY	18	0:27.39	3) THOMPSON, BRIAN	17	2:29.35	
			0:56.79			2:53.07			0:58.11			2:59.19	
2)	CHARBONEAU, PETER	17	1:25.72	4) HARTMAN, ADAM	16	3:17.33	2) TORRINGTON, ANDRE	17	1:28.45	4) RUBERTO, JOSEPH	16	3:22.49	
			1:58.67			3:44.82			2:03.10			3:48.36	
32)	ROCK ISLAND IL				3:45.15	44)	CAPE ANN MA				3:48.90		
1)	KEIFFER, KEVIN	18	0:27.41	3) WARREN, SCOTT	15	2:24.76	1) MULLOY, ROB	18	0:27.64	3) MASON, MALCOLM	18	2:26.53	
			0:56.23			2:54.96			0:57.99			2:58.57	
2)	KRAMER, MIKE	17	1:25.90	4) LEMEN, ERIC	15	3:18.17	2) SWARTZ, ERICK	16	1:26.85	4) OLSON, MICHAEL	17	3:22.36	
			2:00.07			3:45.15			2:00.47			3:48.90	
33)	WESTPORT CT				3:45.85	45)	TOWSON MD				3:49.23		
1)	STRONG, KEVIN	16	0:28.37	3) THOELKE, JASON	16	2:26.55	1) THOMPSON, STEPHEN	15	0:29.44	3) TAMBLING, DAVID	17	2:30.83	
			0:59.91			2:56.54			1:01.68			2:59.52	
2)	CARNEY, GREG	16	1:28.54	4) HANSEN, ERIC	17	3:19.72	2) FRITSCHE, LARRY	16	1:30.69	4) BARRETT, JOHN	17	3:23.41	
			2:01.33			3:45.85			2:05.15			3:49.23	
33)	CORTLAND CTY NY				3:45.85	46)	MELROSE MA				3:49.29		
1)	HAZARD, MIKE	18	0:27.98	3) STAKEL, RICK	17	2:26.85	1) KELLEY, KYLE	15	0:28.62	3) MCCARRON, PETER	17	2:25.23	
			0:58.98			2:54.79			0:59.65			2:55.99	
2)	MANALE, ERIC	16	1:28.02	4) WILLIAMS, SETH	14	3:18.60	2) GAUCH, GARY	18	1:27.16	4) GARIPAY, MICHAEL	17	3:21.17	
			2:02.16			3:45.85			1:58.95			3:49.29	
35)	CEN VIRGINA VA				3:46.47	47)	WATERTOWN NY				3:49.87		
1)	SNEAD, DAVID	18	0:26.10	3) SHIEH, JESSE	16	2:25.43	1) O'DRISCOLL, MICHA	15	0:28.49	3) CROSSLEY, BARY	18	2:27.14	
			0:55.37			2:56.36			0:59.39			2:59.08	
2)	ARMSTRONG, GARY	16	1:25.86	4) TANNER, TREY	14	3:20.31	2) VANSCHAICK, JOE	17	1:27.77	4) COON, SCOTT	17	3:22.61	
			1:59.28			3:46.47			2:00.76			3:49.87	
36)	SUBURBAN EAST PA				3:46.60	48)	DAYTON N.W. OH				3:50.23		
1)	DOUGHTY, DOUG	17	0:28.28	3) RICHARDS, MIKE	16	2:28.07	1) MAYFIELD, MARK	16	0:28.56	3) QUICK, MIKE	17	2:30.83	
			1:00.17			2:58.12			1:00.52			2:59.12	
2)	LINN, ANDY	16	1:28.54	4) KLINEFELTER, MIKE	16	3:20.71	2) VANNORMAN JEFF	16	1:30.08	4) RENTZ, ERIC	18	3:22.57	
			2:01.60			3:46.60			2:04.39			3:50.23	

EVENT : 40 MEN'S 400 YARDS MEDLEY RELAY (CONTINUED)

49)	FAIRFIELD CT				3:50.51	55)	FREDERICKSBURG V				3:55.24		
1)	BESCHER, DOUGLAS	15	0:28.41	3) METRO, RAY	17	2:31.39	1) BLALOCK, BRIAN	15	0:29.10	3) SHIELDS, KEITH	17	2:32.69	
			1:00.99			3:01.46			1:02.12			3:03.55	
2)	GUERARRA, DANIEL	16	1:30.47	4) TUMMINS, SCOTT	18	3:24.28	2) DORSEY, RICHARD	18	1:31.95	4) DORSEY, DANNY	16	3:27.99	
			2:05.43			3:50.51			2:06.49			3:55.24	
50)	WAUKESHA WI				3:51.34	56)	LAKE REGION IL				3:57.54		
1)	GROSS, DAN	16	0:28.75	3) SCHAETZ, DAN	16	2:28.87	1) DUNTEMAN, CLIFF	18	0:29.10	3) PAGAST, PETER	17	2:34.17	
			1:00.26			2:58.18			1:01.86			3:06.52	
2)	RABLAND, JOHN	16	1:29.69	4) ADEE, PETE	16	3:22.68	2) NIEMAN, JEFF	17	1:31.71	4) HOFFMAN, BRIAN	17	3:30.70	
			2:04.39			3:51.34			2:07.53			3:57.54	
51)	St AUGUSTINE FL				3:51.46		ANNE ARUNDEL MD				DISQUAL		
1)	MCKINNEY, JIMMY	17	0:26.79	3) CRACIUN, JON	17	2:30.19	1) BRANDT, MICHAEL	18		3) HURT, KEVIN	17		
			0:56.07			2:59.64							
2)	DUPONT, TREY	15	1:28.21	4) TYLER, JOHN	14	3:24.48	2) BRUHA, STEPHEN	16		4) TERRELL, BUD	17		
			2:04.11			3:51.46							
52)	U PENINSULA MI				3:52.04		OSHKOSH WI				DISQUAL		
1)	VANDEVORDE, TIM	17	0:28.12	3) STABILE, ANDY	15	2:31.21	1) MULLER, CHUCK	18		3) JERGENSON, ERIC	15		
			1:01.46			3:00.93							
2)	ARMSTRONG, ANDY	19	1:31.34	4) BENNETT, DAVE	17	3:24.70	2) NIGL, CHAD	17		4) ZEPNICK, TIM	17		
			2:05.63			3:52.04							
53)	ELYRIA OH				3:52.93		NORTH CANTON OH				DISQUAL — NS		
1)	LESS, KEVIN	15	0:28.89	3) SCHANK, MIKE	17	2:32.12	1) ARDELEAN, ERIK	17		3) SIMPSON, BRIAN	16		
			1:03.67			3:02.39							
2)	MICHAELS, MATT	16	1:32.72	4) DONOVAN, BRAD	18	3:26.25	2) KINKEMA, BRAD	16		4) TOLSON, TODD	16		
			2:06.43			3:52.93							
54)	BRT LOWELL MA				3:53.71		HAMDEN CT				DISQUAL		
1)	GOULDSON, SEAN	14	0:27.61	3) DIBIASIO, MICHAEL	16	2:29.87	1) DECAPUA, NICK	15		3) DESTEFANO, GREG	18		
			0:57.27			3:02.44							
2)	FOSTER, DUSTIN	14	1:27.98	4) KOZOWYK, STEPHEN	14	3:27.02	2) HATKIN, STEVE	17		4) MULLANEY, STEPHEN	18		
			2:02.52			3:53.71							

```
WW        WW   0000000   MMMM    MMMM  EEEEEEE  NNN     NN
WW        WW  000000000  MM MM  MM MM  EEEEEEE  NNNN    NN
WW        WW  00     00  MM  MMMM  MM  EE       NN NN   NN
WW   WW   WW  00     00  MM   MM   MM  EEEEEE   NN  NN  NN
WW  WWWW  WW  00     00  MM        MM  EE       NN   NN NN
WW WW  WW WW  000000000  MM        MM  EEEEEEE  NN    NNNN
WWWW    WWWW   0000000   MM        MM  EEEEEEE  NN     NNN
```

SCORING 1-40

ALL EVENTS

1)	WILTON CT	440.0	28)	ROANOKE VA	47.0
2)	LAS VEGAS NV	316.0	29)	ROCHESTER MI	46.0
3)	NEW CANAAN CT	280.0	30)	HAVERHILL MA	43.0
4)	MILWAUKEE WI	258.0	31)	WESTPORT CT	42.0
5)	GRT JOLIET IL	250.0	32)	SAN PEDRO CA	33.0
6)	READING PA	182.0	33)	GREENVILLE SC	32.0
7)	NAPERVILLE IL	178.0	34)	BOISE FAMILY ID	30.0
8)	UPPER MAIN PA	162.0	35)	LEXINGTON KY	23.0
9)	CHAMPAIGN IL	141.0	36)	ROCK ISLAND IL	20.0
10)	MORRIS CENTER NJ	134.0	36)	CEN CHESTER PA	20.0
11)	CHARLOTTES. VA	101.0	38)	NEW HAVEN CT	19.0
12)	SARASOTA FL	100.0	39)	CAPE ANN MA	16.0
13)	PARKERSBURG WV	86.0	40)	CECIL COUNTY MD	12.0
14)	FANWOOD NJ	85.0	41)	GREEN BAY WI	11.0
15)	S E FAMILY IN	70.0	42)	JANESVILLE WI	10.0
16)	SPARTANBURG SC	63.0	43)	GLENWOOD PA	9.0
17)	COLLIER CTY FL	60.0	44)	RED BANK NJ	7.0
18)	CASS CTY IN	57.0	44)	N SUBURBAN IL	7.0
19)	LAKELAND NJ	56.0	44)	CHAPEL HILL NC	7.0
20)	MOULTRIE GA	54.0	47)	APPLETON WI	4.0
21)	WAYNESBORO VA	53.0	47)	St AUGUSTINE FL	4.0
22)	BLUE ASH OH	51.0	49)	GLENDALE CA	3.0
23)	OAK PARK IL	50.0	49)	SOMERSET NJ	3.0
24)	ELKHART CTY IN	49.0	51)	KEENE FAMILY NH	2.0
24)	SOMERSET VAL NJ	49.0	51)	YORK AND YORK PA	2.0
26)	BEAVERCREEK OH	48.0	53)	WESTFIELD NJ	1.0
26)	HOUSTON TX	48.0	53)	METAIRIE LA	1.0

```
 CCCCCC   0000000  MMMM    MMMM BBBBBBB  IIIIIIII NNN     NN EEEEEEE DDDDDDD
CCCCCCCC 000000000 MM MM  MM MM BBBBBBBB IIIIIIII NNNN    NN EEEEEEE DDDDDDD
CC    CC 00     00 MM  MMMM  MM BB    BB    II   NN NN   NN EE      DD    DD
CC       00     00 MM   MM   MM BBBBBBB     II   NN  NN  NN EEEEEE  DD    DD
CC    CC 00     00 MM        MM BB    BB    II   NN   NN NN EE      DD    DD
CCCCCCCC 000000000 MM        MM BBBBBBBB IIIIIIII NN    NNNN EEEEEEE DDDDDDDD
 CCCCCC   0000000  MM        MM BBBBBBB  IIIIIIII NN     NNN EEEEEEE DDDDDDD
```

SCORING 1-40

1)	WILTON CT	697.0	17)	SOMERSET VAL NJ	122.0
2)	GRT JOLIET IL	510.0	18)	BEAVERCREEK OH	115.0
3)	MILWAUKEE WI	481.0	19)	FANWOOD NJ	112.0
4)	LAS VEGAS NV	418.0	20)	ROCHESTER MI	108.0
4)	NEW CANAAN CT	418.0	21)	WESTFIELD NJ	76.0
6)	SARASOTA FL	370.0	22)	NEW HAVEN CT	72.0
7)	COLLIER CTY FL	352.0	23)	GREENVILLE SC	66.0
8)	CHARLOTTES. VA	324.0	24)	CAPE ANN MA	60.0
9)	HOUSTON TX	278.0	25)	WESTPORT CT	59.0
10)	NAPERVILLE IL	226.0	26)	BLUE ASH OH	53.0
11)	UPPER MAIN PA	210.0	27)	SOMERSET NJ	47.0
12)	S E FAMILY IN	178.0	27)	GLENDALE CA	47.0
13)	CHAMPAIGN IL	160.0	29)	RED BANK NJ	23.0
14)	PARKERSBURG WV	142.0	30)	JANESVILLE WI	22.0
15)	MOULTRIE GA	133.0	31)	CHAPEL HILL NC	8.0
16)	LAKELAND NJ	123.0			

```
MMMM    MMMM  EEEEEEE  NNN     NN
MM MM  MM MM  EEEEEEE  NNNN    NN
MM  MMMM  MM  EE       NN NN   NN
MM   MM   MM  EEEEEE   NN  NN  NN
MM        MM  EE       NN   NN NN
MM        MM  EEEEEEE  NN    NNNN
MM        MM  EEEEEEE  NN     NNN
```

SCORING 1-40

ALL EVENTS

1)	COLLIER CTY FL	292.0	33)	BIRMINGHAM MI	27.0
2)	SARASOTA FL	270.0	33)	FANWOOD NJ	27.0
3)	GRT JOLIET IL	260.0	35)	RIDGEWOOD NJ	26.0
4)	WILTON CT	257.0	36)	MISSOURI ND	24.0
5)	HOUSTON TX	230.0	36)	WAUKESHA WI	24.0
6)	CHARLOTTES. VA	223.0	38)	DAYTONA BEACH FL	20.0
6)	MILWAUKEE WI	223.0	39)	CHAMPAIGN IL	19.0
8)	HARRISBURG PA	167.0	40)	GRT SEATTLE WA	18.0
9)	NEW CANAAN CT	138.0	41)	WESTPORT CT	17.0
10)	RALEIGH NC	119.0	41)	M E LYONS OH	17.0
11)	S E FAMILY IN	108.0	43)	RED BANK NJ	16.0
12)	LAS VEGAS NV	102.0	44)	POTTSTOWN PA	15.0
13)	MOULTRIE GA	79.0	44)	SOUTHEASTERN CT	15.0
14)	WESTFIELD NJ	75.0	46)	MELROSE MA	14.0
15)	SOMERSET VAL NJ	73.0	47)	HOUMA LA	13.0
16)	BEAVERCREEK OH	67.0	48)	JANESVILLE WI	12.0
16)	LAKELAND NJ	67.0	49)	AUBURN NY	11.0
18)	FLUSHING NY	65.0	50)	VINELAND NJ	10.0
19)	ROCHESTER MI	62.0	51)	EAST HARTFORD CT	9.0
20)	KNOXVILLE TN	61.0	51)	SHENANGO PA	9.0
21)	PARKERSBURG WV	56.0	53)	GRT LOWELL MA	7.0
22)	NEW HAVEN CT	53.0	54)	CEN VIRGINA VA	5.0
23)	BUTLER PA	50.0	54)	POWEL CROSLEY OH	5.0
24)	NAPERVILLE IL	48.0	54)	TWINBROOK IL	5.0
24)	UPPER MAIN PA	48.0	57)	KANKAKEE IL	4.0
26)	SOMERSET NJ	44.0	58)	CORTLAND CTY NY	3.0
26)	GLENDALE CA	44.0	58)	HUNTINGTON WV	3.0
26)	CAPE ANN MA	44.0	58)	HUNTINGTON NY	3.0
29)	PHOENIXVILLE PA	43.0	61)	BLUE ASH OH	2.0
29)	NORTH CANTON OH	43.0	61)	HAMDEN CT	2.0
31)	CAMBRIDGE OH	40.0	61)	KETTLE WI	2.0
32)	GREENVILLE SC	34.0	64)	CHAPEL HILL NC	1.0

WOMEN'S EVENTS
1987 NATIONAL YMCA SWIMMING AND DIVING CHAMPIONSHIPS
SHORT COURSE - JUSTUS AQUATIC CENTER
ORLANDO, FLORIDA

AFTER ACTION REPORT

FINALS
******

	EVENT		CUT OFF FOR CONSOLATION	CUT OFF FOR FINALS	BYE TIAL REDIME	BQ EUTA TLEI RFEY DING	DISQUALIFIED
1	200 YARDS	MEDLEY RELAY	1:53.68	1:51.59	16	16	0
3	500 YARDS	FREESTYLE	5:09.49	5:05.01	11	16	0
5	200 YARDS	INDIVIDUAL MEDLEY	2:12.55	2:09.62	13	16	0
7	50 YARDS	FREESTYLE	0:24.78	0:24.30	9	16	0
9	200 YARDS	FREESTYLE RELAY	1:41.20	1:39.88	15	16	0
13	200 YARDS	BUTTERFLY	2:10.94	2:09.35	13	16	0
15	200 YARDS	FREESTYLE	1:56.44	1:54.76	13	16	0
17	100 YARDS	BREASTSTROKE	1:08.65	1:07.15	9	16	0
19	100 YARDS	BACKSTROKE	1:01.16	0:59.84	11	16	0
21	800 YARDS	FREESTYLE RELAY	7:58.67	7:54.20	13	16	0
23	400 YARDS	INDIVIDUAL MEDLEY	4:43.30	4:37.25	14	16	0
25	100 YARDS	FREESTYLE	0:53.40	0:52.88	13	16	0
27	200 YARDS	BACKSTROKE	2:11.75	2:09.18	9	16	0
29	400 YARDS	FREESTYLE RELAY	3:40.48	3:35.66	13	16	0
35	200 YARDS	BREASTSTROKE	2:29.13	2:26.22	13	16	0
37	100 YARDS	BUTTERFLY	0:59.27	0:58.00	13	16	0
39	400 YARDS	MEDLEY RELAY	4:05.47	4:02.79	13	16	0
					211	272	0

WOMEN'S EVENTS
1987 NATIONAL YMCA SWIMMING AND DIVING CHAMPIONSHIPS
SHORT COURSE - JUSTUS AQUATIC CENTER
ORLANDO, FLORIDA

AFTER ACTION REPORT

TRIALS
******

	EVENT		ENTERED	SCRATCHED	SWAM	BQ EUTA TLEI RFEY DING	BESTED REDIME	DISQUALIFIED
1	200 YARDS	MEDLEY RELAY	70	2	68	55	43	2
3	500 YARDS	FREESTYLE	62	7	55	47	24	0
5	200 YARDS	INDIVIDUAL MEDLEY	211	51	160	121	70	0
7	50 YARDS	FREESTYLE	252	37	215	148	93	2
9	200 YARDS	FREESTYLE RELAY	50	1	49	35	33	1
13	200 YARDS	BUTTERFLY	123	20	103	84	40	1
15	200 YARDS	FREESTYLE	186	52	134	90	46	3
17	100 YARDS	BREASTSTROKE	126	15	111	78	41	2
19	100 YARDS	BACKSTROKE	159	27	132	108	60	1
21	800 YARDS	FREESTYLE RELAY	55	4	51	41	20	2
23	400 YARDS	INDIVIDUAL MEDLEY	68	21	47	42	16	1
25	100 YARDS	FREESTYLE	221	44	177	121	61	3
27	200 YARDS	BACKSTROKE	137	23	114	94	61	2
29	400 YARDS	FREESTYLE RELAY	61	2	59	41	25	4
33	1650 YARDS	FREESTYLE	28	7	21	18	7	1
35	200 YARDS	BREASTSTROKE	126	15	111	84	49	4
37	100 YARDS	BUTTERFLY	191	43	148	98	45	3
39	400 YARDS	MEDLEY RELAY	58	1	57	41	25	2
			2184	372	1812	1346	759	34

WOMEN'S EVENTS
1987 NATIONAL YMCA SWIMMING AND DIVING CHAMPIONSHIPS
SHORT COURSE - JUSTUS AQUATIC CENTER
ORLANDO, FLORIDA

AFTER ACTION REPORT

	EVENT	QUALIFYING	8 TH PLACE	16 TH PLACE	24 TH PLACE	32 TH PLACE	40 TH PLACE
1	200 YARDS MEDLEY RELAY	1:59.49	1:51.59	1:53.68	1:55.35	1:57.08	1:57.54
3	500 YARDS FREESTYLE	5:19.99	5:05.01	5:09.49	5:12.52	5:13.74	5:16.41
5	200 YARDS INDIVIDUAL MEDLEY	2:20.59	2:09.62	2:12.55	2:13.24	2:14.05	2:14.82
7	50 YARDS FREESTYLE	0:26.19	0:24.30	0:24.78	0:24.94	0:25.13	0:25.25
9	200 YARDS FREESTYLE RELAY	1:44.29	1:39.88	1:41.20	1:41.92	1:43.82	1:44.84
13	200 YARDS BUTTERFLY	2:20.59	2:09.35	2:10.94	2:12.67	2:13.69	2:14.86
15	200 YARDS FREESTYLE	2:02.39	1:54.76	1:56.44	1:57.34	1:57.84	1:58.15
17	100 YARDS BREASTSTROKE	1:12.49	1:07.15	1:08.65	1:09.21	1:09.62	1:10.58
19	100 YARDS BACKSTROKE	1:05.39	0:59.84	1:01.16	1:01.81	1:02.19	1:02.46
21	800 YARDS FREESTYLE RELAY	8:17.89	7:54.20	7:58.67	8:05.38	8:09.71	8:17.07
23	400 YARDS INDIVIDUAL MEDLEY	4:52.49	4:37.25	4:43.30	4:46.19	4:48.71	4:51.50
25	100 YARDS FREESTYLE	0:56.69	0:52.88	0:53.40	0:54.06	0:54.34	0:54.63
27	200 YARDS BACKSTROKE	2:21.79	2:09.18	2:11.75	2:13.24	2:15.02	2:16.29
29	400 YARDS FREESTYLE RELAY	3:48.29	3:35.66	3:40.48	3:43.06	3:44.22	3:47.63
33	1650 YARDS FREESTYLE	18:06.59	17:32.29	17:58.93			
35	200 YARDS BREASTSTROKE	2:38.49	2:26.22	2:29.13	2:31.01	2:32.05	2:33.64
37	100 YARDS BUTTERFLY	1:03.39	0:58.00	0:59.27	0:59.92	1:00.34	1:00.73
39	400 YARDS MEDLEY RELAY	4:17.69	4:02.79	4:05.47	4:10.94	4:14.15	4:17.04

MEN'S EVENTS
1987 NATIONAL YMCA SWIMMING AND DIVING CHAMPIONSHIPS
SHORT COURSE - JUSTUS AQUATIC CENTER
ORLANDO, FLORIDA

AFTER ACTION REPORT

TRIALS
******

	EVENT	ENTERED	SCRATCHED	SWAM	BQ EUTATL EIRFEY DING	BESTED RETIME	DISQUALIFIED
2	200 YARDS MEDLEY RELAY	75	4	71	61	43	1
4	500 YARDS FREESTYLE	77	9	68	56	28	0
6	200 YARDS INDIVIDUAL MEDLEY	132	26	106	89	55	0
8	50 YARDS FREESTYLE	234	35	199	150	85	3
10	200 YARDS FREESTYLE RELAY	52	2	50	44	38	0
14	200 YARDS BUTTERFLY	143	21	122	97	64	8
16	200 YARDS FREESTYLE	136	28	108	75	38	1
18	100 YARDS BREASTSTROKE	117	17	100	84	52	2
20	100 YARDS BACKSTROKE	141	17	124	99	60	1
22	800 YARDS FREESTYLE RELAY	49	3	46	41	30	1
24	400 YARDS INDIVIDUAL MEDLEY	68	17	51	48	33	1
26	100 YARDS FREESTYLE	219	37	182	133	68	2
28	200 YARDS BACKSTROKE	140	18	122	100	72	1
30	400 YARDS FREESTYLE RELAY	52	0	52	46	36	0
34	1650 YARDS FREESTYLE	31	4	27	24	17	0
36	200 YARDS BREASTSTROKE	123	14	109	86	56	4
38	100 YARDS BUTTERFLY	169	27	142	114	55	2
40	400 YARDS MEDLEY RELAY	63	3	60	46	33	4
		2021	282	1739	1393	863	31

MEN'S EVENTS
1987 NATIONAL YMCA SWIMMING AND DIVING CHAMPIONSHIPS
SHORT COURSE - JUSTUS AQUATIC CENTER
ORLANDO, FLORIDA

AFTER ACTION REPORT

FINALS
******

	EVENT	CUT OFF FOR CONSOLATION	CUT OFF FOR FINALS	BYE TIME RETIME	BQ EUTATL EIRFEY DING	DISQUALIFIED
2	200 YARDS MEDLEY RELAY	1:40.27	1:39.12	14	16	0
4	500 YARDS FREESTYLE	4:43.36	4:39.05	10	16	0
6	200 YARDS INDIVIDUAL MEDLEY	1:57.99	1:56.47	8	15	1
8	50 YARDS FREESTYLE	0:21.64	0:21.41	9	16	0
10	200 YARDS FREESTYLE RELAY	1:28.43	1:27.38	9	16	0
14	200 YARDS BUTTERFLY	1:59.13	1:56.18	13	16	0
16	200 YARDS FREESTYLE	1:44.14	1:42.58	10	16	0
18	100 YARDS BREASTSTROKE	1:00.18	0:59.33	11	16	0
20	100 YARDS BACKSTROKE	0:54.92	0:53.82	12	16	0
22	800 YARDS FREESTYLE RELAY	7:08.06	7:05.32	14	16	0
24	400 YARDS INDIVIDUAL MEDLEY	4:13.98	4:10.31	12	14	2
26	100 YARDS FREESTYLE	0:47.42	0:47.05	10	16	0
28	200 YARDS BACKSTROKE	2:00.93	1:57.85	11	16	0
30	400 YARDS FREESTYLE RELAY	3:14.38	3:12.15	14	16	0
36	200 YARDS BREASTSTROKE	2:12.60	2:10.28	10	15	1
38	100 YARDS BUTTERFLY	0:52.76	0:51.86	9	16	0
40	400 YARDS MEDLEY RELAY	3:38.98	3:37.30	13	16	0
				189	268	4

MEN'S EVENTS
1987 NATIONAL YMCA SWIMMING AND DIVING CHAMPIONSHIPS
SHORT COURSE - JUSTUS AQUATIC CENTER
ORLANDO, FLORIDA

AFTER ACTION REPORT

	EVENT	QUALIFYING	8 TH PLACE	16 TH PLACE	24 TH PLACE	32 TH PLACE	40 TH PLACE
2	200 YARDS MEDLEY RELAY	1:46.49	1:39.12	1:40.27	1:41.20	1:41.80	1:43.35
4	500 YARDS FREESTYLE	4:55.79	4:39.05	4:43.36	4:47.55	4:49.48	4:51.85
6	200 YARDS INDIVIDUAL MEDLEY	2:05.99	1:56.47	1:57.99	1:59.65	2:00.90	2:01.82
8	50 YARDS FREESTYLE	0:23.19	0:21.41	0:21.64	0:21.85	0:22.11	0:22.14
10	200 YARDS FREESTYLE RELAY	1:32.79	1:27.38	1:28.43	1:29.04	1:30.76	1:31.74
14	200 YARDS BUTTERFLY	2:09.49	1:56.18	1:59.13	1:59.93	2:01.34	2:02.98
16	200 YARDS FREESTYLE	1:49.89	1:42.58	1:44.14	1:45.09	1:46.07	1:46.84
18	100 YARDS BREASTSTROKE	1:04.19	0:59.33	1:00.18	1:00.95	1:01.45	1:01.77
20	100 YARDS BACKSTROKE	0:59.09	0:53.82	0:54.92	0:55.52	0:56.25	0:56.66
22	800 YARDS FREESTYLE RELAY	7:33.79	7:05.32	7:08.06	7:18.91	7:22.98	7:29.72
24	400 YARDS INDIVIDUAL MEDLEY	4:30.69	4:10.31	4:13.98	4:19.08	4:22.51	4:26.08
26	100 YARDS FREESTYLE	0:50.59	0:47.05	0:47.42	0:47.89	0:48.19	0:48.69
28	200 YARDS BACKSTROKE	2:10.09	1:57.85	2:00.93	2:01.85	2:02.50	2:03.69
30	400 YARDS FREESTYLE RELAY	3:23.49	3:12.15	3:14.38	3:16.89	3:19.42	3:21.30
34	1650 YARDS FREESTYLE	17:04.39	16:19.94	16:42.56	17:00.37		
36	200 YARDS BREASTSTROKE	2:21.79	2:10.28	2:12.60	2:13.75	2:15.27	2:16.65
38	100 YARDS BUTTERFLY	0:56.29	0:51.86	0:52.76	0:53.13	0:53.54	0:53.93
40	400 YARDS MEDLEY RELAY	3:49.79	3:37.30	3:38.98	3:41.36	3:45.15	3:47.62

1987 NATIONAL YMCA SWIMMING AND DIVING CHAMPIONSHIPS
SHORT COURSE - JUSTUS AQUATIC CENTER
ORLANDO, FLORIDA

RECORDS BROKEN

EVENT 5	WOMEN'S 200	YARDS	INDIVIDUAL MEDLEY			
NEW RECORD:	*******	2:02.25	JORGENSEN,JANEL	15	WILTON CT	
NATIONAL RECORD		2:04.05	B.BOWMAN	B.R.RYALL,IL		4-15-86
EVENT 8	MEN'S 50	YARDS	FREESTYLE			
NEW RECORD:	*******	0:20.64	JACKSON,TIM	17	MILWAUKEE WI	
NATIONAL RECORD		0:20.89	L.BLOCH	RARITAN BAY,NJ		4-17-85
EVENT 9	WOMEN'S 200	YARDS	FREESTYLE RELAY			
NEW RECORD:	*******	1:34.80	WILTON CT			
NATIONAL RECORD		1:36.43	WILTON,CT	WILTON,CT		4-15-86
EVENT 13	WOMEN'S 200	YARDS	BUTTERFLY			
NEW RECORD:	*******	2:00.27	JORGENSEN,JANEL	15	WILTON CT	
NATIONAL RECORD		2:00.76	K.DEVLIN	WILTON,CT		4-26-84
EVENT 18	MEN'S 100	YARDS	BREASTSTROKE			
NEW RECORD:	*******	0:56.27	ZETTLE,CRAIG	19	COLLIER CTY FL	
NATIONAL RECORD		0:56.33	G.MINERVINI	NAPERVILLE,IL		4-26-84
EVENT 24	MEN'S 400	YARDS	INDIVIDUAL MEDLEY			
NEW RECORD:	*******	3:56.73	WEATHERFORD,DEREK	15	COLLIER CTY FL	
NATIONAL RECORD		3:57.36	C.RIVES	HOUSTON,TX		1981
EVENT 27	WOMEN'S 200	YARDS	BACKSTROKE			
NEW RECORD:	*******	2:01.12	GRIFFITH,GINNY	16	WAYNESBORO VA	
NATIONAL RECORD		2:01.83	G.GRIFFITH	WAYNESBORO,VA		4-17-86
EVENT 28	MEN'S 200	YARDS	BACKSTROKE			
NEW RECORD:	*******	1:50.01	SCHWENK,WILLIAM	15	SARASOTA FL	
NATIONAL RECORD		1:51.98	J.SALZMAN	SARASOTA,FL		1980
EVENT 29	WOMEN'S 400	YARDS	FREESTYLE RELAY			
NEW RECORD:	*******	3:27.14	WILTON CT			
NATIONAL RECORD		3:29.90	SARASOTA,FL	SARASOTA,FL		1981
EVENT 37	WOMEN'S 100	YARDS	BUTTERFLY			
NEW RECORD:	*******	0:54.53	JORGENSEN,JANEL	15	WILTON CT	
NATIONAL RECORD		0:55.34	J.JORGENSEN	WILTON,CT		4-18-86
EVENT 39	WOMEN'S 400	YARDS	MEDLEY RELAY			
NEW RECORD:	*******	3:51.98	WILTON CT			
NATIONAL RECORD		3:52.57	JOLIET,IL	JOLIET,IL		4-20-85

WOMEN'S EVENTS
1987 NATIONAL YMCA SWIMMING AND DIVING CHAMPIONSHIPS
SHORT COURSE - JUSTUS AQUATIC CENTER
ORLANDO, FLORIDA

AFTER ACTION REPORT

DIVING
******

EVENT

11 3 METER DIVING

QUALIFYING SCORE IS .00

WINNING SCORE IS 434.15

CUT FOR 8 IS 354.85

31 1 METER DIVING

QUALIFYING SCORE IS .00

WINNING SCORE IS 387.65

CUT FOR 8 IS 342.25

MEN'S EVENTS
1987 NATIONAL YMCA SWIMMING AND DIVING CHAMPIONSHIPS
SHORT COURSE - JUSTUS AQUATIC CENTER
ORLANDO, FLORIDA

AFTER ACTION REPORT

DIVING
******

EVENT

12 1 METER DIVING

QUALIFYING SCORE IS .00

WINNING SCORE IS 455.90

CUT FOR 8 IS 336.40

32 3 METER DIVING

QUALIFYING SCORE IS .00

WINNING SCORE IS 462.05

CUT FOR 8 IS 348.75

THESE HEAT SHEETS HAVE BEEN PRINTED BY:

REEVES SUPPLY

(305) 299-9284

A COMPANY SPECIALIZING IN:

COPIERS: SHARP
CANON
SANYO
RICOH

TYPEWRITERS: HERMES
WORD PROCESSORS: HERMES
CALCULATORS: HERMES
FACSIMILES: SHARP

WE ALSO HAVE:

RECONDITIONED COPIERS
LEASE AND RENTAL PLANS
REPAIR AND MAINTENANCE
COPYING SERVICE.