


FINAL RESULTS

Tuesday, August 4

400 M Free - 100 M Breast - 200 M IM - 50 M Back - 200 M Med. Rel.



YMCA

YMCA NATIONAL LONG COURSE
SWIMMING CHAMPIONSHIP

NASHVILLE, TENNESSEE
August 4 - 7, 1998

1998 NATIONAL YMCA LONG COURSE
SWIMMING CHAMPIONSHIPS

Complete Meet Results-LC Meters

| ===== | | | | | | PL | Name | Age | Team | Prelims | Pts |
|--|---------------------------------|-----|--------------------|---------|-----|----|---------------------------------|-----|--------------------|---------|-----|
| Event 1 Women 400 Free | | | | | | | | | | | |
| NATIONAL: * 4:21.01 S. BLACK - WINSTON-SALEM, NC 08/96 | | | | | | | | | | | |
| PL | Name | Age | Team | Finals | Pts | | | | | | |
| ----- | | | | | | | | | | | |
| * Finals | | | | | | | | | | | |
| 1 | BALLENGER, EMILY | 17 | SPARTANBURG, SC | 4:22.58 | 20 | 1 | BALLENGER, EMILY | 17 | SPARTANBURG, SC | 4:24.73 | - |
| | 26.62 59.40 1:32.45 4:22.58 | | | | | | 1:03.66 2:10.81 3:18.41 4:24.73 | | | | |
| | 2:39.19 3:12.97 3:46.23 4:22.06 | | | | | 2 | SPRADLIN, JAMIE | 16 | ROANOKE CNTRL, VA | 4:32.71 | - |
| 2 | SPRADLIN, JAMIE | 16 | ROANOKE CNTRL, VA | 4:29.87 | 17 | | 1:05.66 4:32.71 | | | | |
| | 27.33 1:00.83 1:35.16 4:29.87 | | | | | 3 | CHAPMAN, JANE | 18 | SPARTANBURG, SC | 4:33.93 | - |
| | 2:44.45 3:18.82 3:48.70 4:29.28 | | | | | | 1:03.92 2:13.84 3:24.67 4:33.93 | | | | |
| 3 | CHAPMAN, JANE | 18 | SPARTANBURG, SC | 4:30.60 | 16 | 4 | STONE, DANLEY | 17 | RALEIGH, NC | 4:34.59 | - |
| | 26.98 1:00.80 1:34.75 4:30.60 | | | | | | 1:05.47 4:34.59 | | | | |
| | 2:36.57 3:19.26 3:44.36 4:30.00 | | | | | 5 | BOURGEOIS, AMANDA | 16 | SPARTANBURG, SC | 4:34.67 | - |
| 4 | STONE, DANLEY | 17 | RALEIGH, NC | 4:31.67 | 15 | | 1:03.83 2:12.32 3:23.15 4:34.67 | | | | |
| | 27.78 1:01.85 1:36.29 4:31.67 | | | | | 6 | MOFFAT, EMILY | 15 | WILTON FAMILY, CT | 4:34.97 | - |
| | 2:45.30 3:20.02 3:54.71 4:32.88 | | | | | | 1:06.31 2:16.34 3:26.95 4:34.97 | | | | |
| 5 | MOFFAT, EMILY | 15 | WILTON FAMILY, CT | 4:34.41 | 14 | 7 | REYNOLDS, MICHELLE | 15 | POWEL CROSLEY, OH | 4:36.61 | - |
| | 28.28 1:02.74 1:34.39 4:34.41 | | | | | | 1:06.33 4:36.61 | | | | |
| | 2:46.48 3:21.37 3:54.49 4:33.87 | | | | | 8 | URSINI, JILL | 15 | BLUE ASH Y, OH | 4:38.65 | - |
| 6 | BOURGEOIS, AMANDA | 16 | SPARTANBURG, SC | 4:34.51 | 13 | | 1:08.05 2:18.72 3:29.43 4:38.65 | | | | |
| | 24.50 1:01.52 1:33.96 4:35.73 | | | | | 9 | COOPER, MARY | 18 | NW DUPAGE YMCA, IL | 4:39.07 | - |
| | 2:41.79 3:21.61 3:52.49 4:35.15 | | | | | | 1:06.34 4:39.07 | | | | |
| 7 | REYNOLDS, MICHELLE | 15 | POWEL CROSLEY, OH | 4:35.73 | 12 | 10 | PURVIS, MEGHAN | 18 | SCHROEDER MIL, WI | 4:40.71 | - |
| | 24.50 1:01.52 1:33.96 4:35.73 | | | | | | 1:06.46 2:16.34 3:28.68 4:40.71 | | | | |
| | 2:41.79 3:21.61 3:52.49 4:35.15 | | | | | 11 | HUGHES, MEGHAN | 16 | SPARTANBURG, SC | 4:40.74 | - |
| 8 | URSINI, JILL | 15 | BLUE ASH Y, OH | 4:38.54 | 11 | | 1:06.18 2:17.82 3:29.66 4:40.74 | | | | |
| | 28.38 1:03.09 1:38.05 4:38.54 | | | | | 12 | DUDLEY, LAUREN | 17 | WILTON FAMILY, CT | 4:40.75 | - |
| | 2:48.58 3:24.15 3:56.70 4:37.96 | | | | | | 1:05.94 2:16.47 3:28.79 4:40.75 | | | | |
| * Consolations | | | | | | 13 | FIGH, LEIGH | 17 | MONTGOMERY YMCA, A | 4:41.03 | - |
| 9 | FIGH, LEIGH | 17 | MONTGOMERY YMCA, A | 4:36.39 | 9 | | 1:06.11 4:41.03 | | | | |
| | 31.07 1:05.61 1:37.89 4:36.39 | | | | | 14 | O'FALLON, SARA | 17 | NAPERVILLE AREA, I | 4:41.47 | - |
| | 2:51.12 4:36.39 3:51.31 4:36.39 | | | | | | 1:07.84 2:19.18 3:30.48 4:41.47 | | | | |
| 10 | COOPER, MARY | 18 | NW DUPAGE YMCA, IL | 4:36.57 | 7 | 15 | ESCHENBURG, KINSEY | 18 | SCHROEDER MIL, WI | 4:41.91 | - |
| | 31.59 1:06.14 1:27.05 4:36.57 | | | | | | 1:06.57 2:17.97 3:31.11 4:41.91 | | | | |
| | 2:36.78 3:27.18 3:50.31 4:36.57 | | | | | 16 | CRAGGS, HOLLY | 17 | MARION COUNTY, FL | 4:41.98 | - |
| 11 | PURVIS, MEGHAN | 18 | SCHROEDER MIL, WI | 4:38.35 | 6 | | 4:41.98 4:41.98 | | | | |
| | 25.21 1:06.52 1:37.79 4:38.35 | | | | | 17 | MARTIN, KATIE | 16 | CHESHIRE BR, CT | 4:42.18 | - |
| | 2:51.54 3:26.88 4:02.95 4:38.35 | | | | | | 1:06.32 2:17.61 3:30.16 4:42.18 | | | | |
| 12 | O'FALLON, SARA | 17 | NAPERVILLE AREA, I | 4:39.60 | 5 | 18 | KEYES, SARAH | 18 | M E LYONS YMCA, OH | 4:42.49 | - |
| | 31.42 1:06.14 1:41.69 4:39.60 | | | | | | 1:06.50 2:17.37 3:29.33 4:42.49 | | | | |
| | 2:53.04 3:28.89 3:55.31 4:39.60 | | | | | 19 | SNYDER, AUTUM | 16 | WAYNESBORO FAM, VA | 4:42.73 | - |
| 13 | HUGHES, MEGHAN | 16 | SPARTANBURG, SC | 4:40.13 | 4 | | 1:08.94 2:21.63 3:33.00 4:42.73 | | | | |
| | 31.23 1:05.36 1:27.91 4:40.13 | | | | | 20 | STRONG, HILLARY | 16 | M E LYONS YMCA, OH | 4:42.91 | - |
| | 2:45.51 3:28.57 3:49.61 4:40.13 | | | | | | 1:08.48 4:42.91 | | | | |
| 14 | DUDLEY, LAUREN | 17 | WILTON FAMILY, CT | 4:42.05 | 3 | 21 | BROXTERMAN, AMY | 15 | POWEL CROSLEY, OH | 4:43.21 | - |
| | 31.59 1:06.54 1:41.87 4:42.05 | | | | | | 1:06.61 4:43.21 | | | | |
| | 2:53.06 3:29.55 4:05.71 4:42.05 | | | | | 22 | HAGEN, KELLY | 14 | POWEL CROSLEY, OH | 4:43.43 | - |
| 15 | CRAGGS, HOLLY | 17 | MARION COUNTY, FL | 4:43.10 | 2 | | 1:06.35 2:17.68 3:30.76 4:43.43 | | | | |
| | 31.88 1:06.77 1:41.94 4:43.10 | | | | | 23 | LAKAMP, LESLIE | 16 | M E LYONS YMCA, OH | 4:44.35 | - |
| | 2:53.78 3:30.29 4:06.77 4:43.10 | | | | | | 1:07.11 2:18.23 3:31.13 4:44.35 | | | | |
| 16 | ESCHENBURG, KINSEY | 18 | SCHROEDER MIL, WI | 4:44.80 | 1 | 24 | MUSK, LAUREN | 16 | M E LYONS YMCA, OH | 4:44.60 | - |
| | 26.65 1:06.59 1:35.70 4:44.80 | | | | | | 1:07.11 2:18.37 3:31.91 4:44.60 | | | | |
| | 2:47.01 3:30.43 3:58.60 4:44.80 | | | | | 25 | GRISLER, AMANDA | 17 | NW DUPAGE YMCA, IL | 4:45.32 | - |
| | | | | | | | 1:06.82 2:18.68 3:31.85 4:45.32 | | | | |
| | | | | | | 26 | FABIANO, LAURA | 13 | MONTCLAIR YMCA, NJ | 4:45.33 | - |
| | | | | | | | 1:07.72 4:45.33 | | | | |

1998 NATIONAL YMCA LONG COURSE
SWIMMING CHAMPIONSHIPS

Complete Meet Results-LC Meters

| | | | |
|-----------------------|-----------------------|---------|---------|
| 27 SPARKS, NICOLE | 15 WILTON FAMILY, CT | 4:45.58 | - |
| 1:07.60 | 4:45.58 | | |
| 28 SCHWANHAUSSER, L. | 14 WILTON FAMILY, CT | 4:45.77 | - |
| 1:05.72 | 4:45.77 | | |
| 29 FUNK, KRISTEN | 14 MARIETTA FAM, OH | 4:45.93 | - |
| 1:07.63 | 4:45.93 | | |
| 30 MCCOY, APRIL | 14 MONTGOMERY YMCA, A | 4:45.94 | - |
| 1:08.25 | 2:21.60 | 3:34.79 | 4:45.94 |
| 31 GLOVER, BETHANY | 15 WAYNESBORO FAM, VA | 4:46.03 | - |
| 1:07.61 | 2:21.17 | 3:35.10 | 4:46.03 |
| 32 THOMASSON, DIANE | 14 ANNE ARUNDEL CO,MD | 4:46.21 | - |
| 1:07.68 | 4:46.21 | | |
| 33 LEONARD, LEANNA | 14 SPARTANBURG, SC | 4:46.36 | - |
| 1:06.48 | 2:18.14 | 3:32.16 | 4:46.36 |
| 34 MCLAIN, AMBER | 18 MARION COUNTY, FL | 4:46.98 | - |
| 1:07.09 | 4:46.98 | | |
| 35 DUFFY, MEGHAN | 16 CENTRAL KENTUCKY | 4:47.24 | - |
| 1:07.63 | 2:20.36 | 3:34.28 | 4:47.24 |
| 36 HECKINGER, JESSICA | 15 NW DUPAGE YMCA, IL | 4:47.95 | - |
| 1:07.22 | 2:19.96 | 3:34.34 | 4:47.95 |
| 37 EDWARDS, SUSAN | 16 UPPER MAIN LINE,PA | 4:48.35 | - |
| 1:06.55 | 4:48.35 | | |
| 38 HARMS, RACHEL | 15 MARION COUNTY, FL | 4:49.15 | - |
| 1:09.01 | 2:21.75 | 3:35.41 | 4:49.15 |
| 39 GREENAWALT, ANNE | 13 WEST SHORE YMCA, P | 4:49.26 | - |
| 1:07.17 | 2:19.90 | 3:34.24 | 4:49.26 |
| 40 NEVEL, LAURA | 15 READING/BERKS, PA | 4:50.24 | - |
| 1:07.87 | 4:50.24 | | |
| 41 CHUTE, MEGAN | 16 M E LYONS YMCA, OH | 4:50.27 | - |
| 1:09.38 | 2:22.51 | 3:36.92 | 4:50.27 |
| 42 MARCHETTI, SHANA | 17 UPPER MAIN LINE,PA | 4:50.30 | - |
| 1:09.28 | 4:50.30 | | |
| 43 FISHER, KARI | 15 WILTON FAMILY, CT | 4:50.51 | - |
| 1:08.96 | 4:50.51 | | |
| 44 SMITH, JESSICA | 16 RIDLEY AREA, PA | 4:51.33 | - |
| 1:07.24 | 2:20.96 | 3:36.40 | 4:51.33 |
| 45 BALLENGER, ALICE | 14 SPARTANBURG, SC | 4:51.43 | - |
| 1:08.31 | 4:51.43 | | |
| 46 HUIZENGA, KELLY | 17 M E LYONS YMCA, OH | 4:51.77 | - |
| 1:09.99 | 4:51.77 | | |
| 47 GERBER, STEFANIE | 13 FLUSHING YMCA, NY | 4:52.55 | - |
| 1:08.23 | 4:52.55 | | |
| 48 MCCAULEY, MEREDITH | 17 FRANKFORT Y, KY | 4:53.41 | - |
| 1:08.12 | 4:53.41 | | |
| 49 HAYES, KATIE | 17 PIEDMONT FAMILY, V | 4:53.88 | - |
| 1:09.93 | 4:53.88 | | |
| 50 MCDONALD, MOLLY | 13 CATAWBA VALLEY, NC | 4:53.89 | - |
| 1:09.69 | 4:53.89 | | |
| 51 DECKER, ASHLEE | 15 M E LYONS YMCA, OH | 4:53.98 | - |
| 1:10.30 | 4:53.98 | | |
| 52 FEINTHEL, JACKIE | 14 MONTCLAIR YMCA, NJ | 4:54.59 | - |
| 1:09.33 | 2:24.44 | 3:39.92 | 4:54.59 |
| 53 KOEPCKE, KIRSTEN | 15 KISHWAUKEE, IL | 4:55.78 | - |
| 1:09.26 | 2:25.39 | 3:41.88 | 4:55.78 |

| | | | |
|-------------------|-----------------------|---------|---------|
| 54 WEEKS, ABBY | 18 REGIONAL FAMILY, P | 4:56.09 | - |
| 1:07.44 | 2:22.73 | 3:40.08 | 4:56.09 |
| 55 WALCZAK, BECKY | 15 REGIONAL FAMILY, P | 5:00.09 | - |
| 1:09.82 | 5:00.09 | | |
| 56 WOOD, BREANNA | 17 M E LYONS YMCA, OH | 5:02.30 | - |
| 1:10.38 | 5:02.30 | | |
| 57 BRAY, JODY | 17 BOYERTOWN AREA, PA | 5:04.26 | - |
| 1:11.94 | 2:29.29 | 3:47.09 | 5:04.26 |
| 58 EAMES, LEAH | 16 KISHWAUKEE, IL | 5:05.02 | - |
| 1:09.24 | 2:27.41 | 3:46.00 | 5:05.02 |

Event 2 Men 400 Free

NATIONAL: * 3:59.28 A. MESSNER - ANN ARBOR, MI 08/96

| | | | | | |
|----|------|-----|------|--------|-----|
| PL | Name | Age | Team | Finals | Pts |
|----|------|-----|------|--------|-----|

* Finals

| | | | | | |
|---|------------------|---------|--------------------|---------|----|
| 1 | ATTEBERRY, JEFF | 17 | M E LYONS YMCA, OH | 4:07.38 | 20 |
| | | 1:00.49 | 4:07.38 | | |
| 2 | KUENDIG, DAVID | 18 | MARION COUNTY, FL | 4:07.61 | 17 |
| | | 58.61 | 4:07.61 | | |
| 3 | WERA, TIM | 16 | M E LYONS YMCA, OH | 4:08.78 | 16 |
| | | 1:00.90 | 4:08.78 | | |
| 4 | ARMSTRONG, SCOTT | 18 | SOMERSET HILLS, NJ | 4:11.15 | 15 |
| | | 1:00.39 | 4:11.15 | | |
| 5 | FOSTER, ERIC | 17 | M E LYONS YMCA, OH | 4:12.22 | 14 |
| | | 1:02.54 | 4:12.22 | | |
| 6 | THOMAS, JASON | 15 | OLD TOWN-ORONO, ME | 4:12.70 | 13 |
| | | 1:01.01 | 4:12.70 | | |
| 7 | WUENSCH, AARON | 14 | NW DUPAGE YMCA, IL | 4:13.35 | 12 |
| | | 1:00.74 | 4:13.35 | | |
| 8 | PINNEY, NATE | 17 | M E LYONS YMCA, OH | 4:18.64 | 11 |
| | | 1:02.17 | 4:18.64 | | |

* Consolations

| | | | | | |
|----|--------------------|---------|--------------------|---------|---|
| 9 | SZABO, DAVID | 16 | ROANOKE CNTRL, VA | 4:12.87 | 9 |
| | | 59.71 | 4:12.87 | | |
| 10 | HENLY, MARK | 16 | READING/BERKS, PA | 4:13.23 | 7 |
| | | 1:00.62 | 4:13.23 | | |
| 11 | MAMMANO, JOE | 15 | FLUSHING YMCA, NY | 4:15.23 | 6 |
| | | 1:00.66 | 4:15.23 | | |
| 12 | PULSKAMP, ANDREW | 17 | SPARTANBURG, SC | 4:15.36 | 5 |
| | | 1:01.78 | 4:15.36 | | |
| 13 | CHESSON, WIN | 14 | CHAPEL HL-CARBOR,N | 4:15.40 | 4 |
| | | 1:00.81 | 4:15.40 | | |
| 14 | ENSE, MATT | 18 | GAMBLE-NIPPERT, OH | 4:16.98 | 3 |
| | | 1:01.69 | 4:16.98 | | |
| 15 | KNIPPENBERG, BRADY | 16 | NAPERVILLE AREA, I | 4:17.54 | 2 |
| | | 1:00.85 | 4:17.54 | | |
| 16 | ALLISON, NEVILLE | 17 | PIEDMONT FAMILY, V | 4:23.42 | 1 |
| | | 1:01.54 | 4:23.42 | | |

1998 NATIONAL YMCA LONG COURSE
SWIMMING CHAMPIONSHIPS

Complete Meet Results-LC Meters

| PL | Name | Age | Team | Prelims | Pts | 1:01.55 | 4:19.65 |
|----|---------------------------------|-----|--------------------|---------|-----|---------------------------------|-------------------------------|
| 1 | KUENDIG, DAVID | 18 | MARION COUNTY, FL | 4:08.62 | - | 19 FIGH, MATTHEW | 15 MONTGOMERY YMCA, A 4:20.22 |
| | 58.70 2:01.64 3:05.77 4:08.62 | | | | | 59.95 2:05.88 3:13.33 4:20.22 | |
| 2 | ATTEBERRY, JEFF | 17 | M E LYONS YMCA, OH | 4:09.34 | - | 20 MCBRIDE, JEFF | 18 NEW CANAAN, CT 4:20.41 |
| | 1:00.05 2:02.67 3:06.89 4:09.34 | | | | | 1:02.62 4:20.41 | |
| 3 | POSTER, ERIC | 17 | M E LYONS YMCA, OH | 4:12.25 | - | 21 KRATSON, MARK | 21 MONTCLAIR YMCA, NJ 4:21.58 |
| | 1:01.75 4:12.25 | | | | | 1:01.64 2:07.20 3:13.94 4:21.58 | |
| 4 | WERA, TIM | 16 | M E LYONS YMCA, OH | 4:12.54 | - | 22 THROCKMORTON, RUSS | 16 PULASKI-HENSEL, VA 4:22.01 |
| | 1:02.11 2:06.49 3:09.98 4:12.54 | | | | | 1:01.09 4:22.01 | |
| 5 | THOMAS, JASON | 15 | OLD TOWN-ORONO, ME | 4:13.01 | - | 23 NORMAN, KEVIN | 16 CHESHIRE BR, CT 4:22.45 |
| | 1:01.33 4:13.01 | | | | | 1:01.12 2:06.70 3:14.19 4:22.45 | |
| 6 | ARMSTRONG, SCOTT | 18 | SOMERSET HILLS, NJ | 4:13.61 | - | 24 SWANEY, DWIGHT | 16 HAMILTON AREA, NJ 4:22.93 |
| | 1:00.94 4:13.61 | | | | | 1:00.78 4:22.93 | |
| 7 | WUENSCH, AARON | 14 | NW DUPAGE YMCA, IL | 4:14.23 | - | 25 RAUEN, GREG | 15 M E LYONS YMCA, OH 4:22.98 |
| | 58.82 2:03.56 3:10.00 4:14.23 | | | | | 1:03.32 2:09.86 3:17.06 4:22.98 | |
| 8 | PINNEY, NATE | 17 | M E LYONS YMCA, OH | 4:14.79 | - | 26 WATSON, ADAM | 16 MARION COUNTY, FL 4:23.11 |
| | 1:01.64 2:06.15 3:10.60 4:14.79 | | | | | 1:01.19 4:23.11 | |
| 9 | HENLY, MARK | 16 | READING/BERKS, PA | 4:14.93 | - | 27 LOEWER, JOSHUA | 15 SPARTANBURG, SC 4:23.23 |
| | 1:00.76 4:14.93 | | | | | 1:00.40 2:06.77 3:14.97 4:23.23 | |
| 10 | SZABO, DAVID | 16 | ROANOKE CNTRL, VA | 4:15.64 | - | 28 BARRETT, DEVIN | 15 CHAPEL HL-CARBOR,N 4:23.50 |
| | 1:00.63 2:04.94 3:10.04 4:15.64 | | | | | 1:00.76 4:23.50 | |
| 11 | MAMMANO, JOE | 15 | FLUSHING YMCA, NY | 4:15.92 | - | 29 MORENUS, JESSE | 16 MARION COUNTY, FL 4:23.94 |
| | 1:00.72 2:06.24 3:12.46 4:15.92 | | | | | 1:00.50 2:06.88 3:15.93 4:23.94 | |
| 12 | KNIPPENBERG, BRADY | 16 | NAPERVILLE AREA, I | 4:16.06 | - | 30 NEUKIRCH, JOE | 16 AURORA FAMILY, IL 4:24.09 |
| | 1:01.19 2:05.70 3:10.79 4:16.06 | | | | | 1:02.35 2:08.79 3:15.80 4:24.09 | |
| 13 | ENSE, MATT | 18 | GAMBLE-NIPPERT, OH | 4:16.45 | - | 31 GUEDELHOEFER, OTTO | 17 NAPERVILLE AREA, I 4:24.23 |
| | 1:00.22 2:05.04 3:11.47 4:16.45 | | | | | 1:01.32 2:08.48 3:17.53 4:24.23 | |
| 14 | PULSKAMP, ANDREW | 17 | SPARTANBURG, SC | 4:16.54 | - | 32 PEREZ, CHRISTOPHR | 14 WILTON FAMILY, CT 4:24.55 |
| | 1:02.43 4:16.54 | | | | | 1:02.75 4:24.55 | |
| 15 | ALLISON, NEVILLE | 17 | PIEDMONT FAMILY, V | 4:16.95 | - | 33 GREEN, WILLIAM | 15 NW DUPAGE YMCA, IL 4:24.95 |
| | 1:00.58 4:16.95 | | | | | 1:00.72 4:24.95 | |
| 16 | CHESSON, WIN | 14 | CHAPEL HL-CARBOR,N | 4:17.28 | - | 34 BOYER, TIM | 16 WINSTON-SALEM, NC 4:25.13 |
| | 1:00.52 2:06.22 3:12.35 4:17.28 | | | | | 1:00.63 2:08.63 3:17.55 4:25.13 | |
| 17 | NICHOLAS, BRIAN | 16 | SO COMM FAM BR, OH | 4:18.87 | - | 35 HELVEY, DEREK | 16 NW DUPAGE YMCA, IL 4:25.49 |
| | 1:00.53 2:06.31 3:13.21 4:18.87 | | | | | 1:02.15 4:25.49 | |
| 18 | BUDRIS, KEVIN | 16 | CHESHIRE BR, CT | 4:19.65 | - | 36 ANDERSON, ANDREW | 17 HAMILTON AREA, NJ 4:25.70 |

1998 NATIONAL YMCA LONG COURSE
SWIMMING CHAMPIONSHIPS

Complete Meet Results-LC Meters

| | | | | | | | | | |
|---------------------|------------------------|---------|---------|--|-----------------------|---------|--------------------|---------|-----|
| 1:02.36 | 2:10.34 | 3:18.75 | 4:25.70 | | 1:01.28 | 2:09.86 | 3:21.27 | 4:31.85 | |
| 37 MARK, DOUGLAS | 17 FLUSHING YMCA, NY | 4:25.75 | - | 55 BERTKE, MATT | 15 M E LYONS YMCA, OH | 4:31.89 | - | | |
| 1:02.06 | 2:08.84 | 3:16.84 | 4:25.75 | | 1:05.88 | 4:31.89 | | | |
| 38 PIERCE, BRANDON | 16 BLUE ASH Y, OH | 4:25.99 | - | 56 JAMERSON, WILLIAM | 14 PIEDMONT FAMILY, V | 4:32.20 | - | | |
| 1:03.32 | 4:25.99 | | | 1:04.07 | 4:32.20 | | | | |
| 39 LAM, ALLEN | 17 SOMERSET HILLS, NJ | 4:27.00 | - | 57 MCCOY, KURT | 17 HAMILTON AREA, NJ | 4:32.76 | - | | |
| 1:01.81 | 2:09.01 | 3:18.13 | 4:27.00 | | 1:03.59 | 4:32.76 | | | |
| 40 BLUSIEWICZ, A.J. | 14 AURORA FAMILY, IL | 4:27.32 | - | ===== | | | | | |
| 1:02.12 | 4:27.32 | | | Event 3 Women 100 Breast | | | | | |
| 41 PETRIC, STEVEN | 16 SCHROEDER MIL, WI | 4:27.66 | - | NATIONAL: * 1:12.32 K. JONES - S.COMMUNITY Y, OH 08/96 | | | | | |
| 1:00.65 | 4:27.66 | | | PL | Name | Age | Team | Finals | Pts |
| 42 ROUSSIL, COLIN | 16 UPPER MONTGOMERY, M | 4:28.59 | - | ----- | | | | | |
| 1:02.85 | 4:28.59 | | | * Finals | | | | | |
| 43 PELL, DAVID | 17 SPARTANBURG, SC | 4:28.72 | - | 1 | MULSHINE, BARB | 18 | M E LYONS YMCA, OH | 1:14.00 | 20 |
| 1:03.39 | 4:28.72 | | | 2 | JONES, KELLY | 15 | SO COMM FAM BR, OH | 1:14.07 | 17 |
| 44 BOYD, JOSH | 15 SPARTANBURG, SC | 4:28.82 | - | 3 | DELMUNDO, MARIA | 14 | FLUSHING YMCA, NY | 1:15.35 | 16 |
| 1:02.93 | 4:28.82 | | | 4 | SKODA, ALEXIS | 15 | SOMERSET HILLS, NJ | 1:16.62 | 15 |
| 45 FREEDMAN, COURT | 15 ROANOKE CNTRL, VA | 4:28.94 | - | 5 | PLUMMER, MELLISSA | 16 | NEWARK YMCA, DE | 1:16.79 | 14 |
| 1:02.42 | 2:10.89 | 3:20.21 | 4:28.94 | 6 | SELNER, STEPH | 14 | NAPERVILLE AREA, I | 1:17.03 | 13 |
| 46 MOSHER, COREY | 18 SOUTHSIDE VIRGINIA | 4:29.23 | - | 7 | DUGGAN, SHANNON | 14 | WILTON FAMILY, CT | 1:17.25 | 12 |
| 1:03.02 | 4:29.23 | | | 8 | NEIGHBORS, ASHLEY | 15 | ROANOKE CNTRL, VA | 1:18.10 | 11 |
| 47 BARTZ, JOSH | 17 NW DUPAGE YMCA, IL | 4:29.88 | - | * Consolations | | | | | |
| 1:02.00 | 2:11.07 | 3:21.74 | 4:29.88 | 9 | STALEY, ERIKA | 17 | SO COMM FAM BR, OH | 1:17.20 | 9 |
| 48 FONDREN, CHAD | 16 ANNE ARUNDEL CO, MD | 4:30.20 | - | 10 | BIANCO, LIANE | 13 | WEST SHORE YMCA, P | 1:17.31 | 7 |
| 1:01.97 | 2:10.05 | 3:20.81 | 4:30.20 | 11 | SOUPPA, KRISTIN | 16 | NAPERVILLE AREA, I | 1:18.64 | 6 |
| 49 GRAVLEY, GRAHAM | 19 PULASKI-HENSEL, VA | 4:30.45 | - | 12 | KUCZMARSKI, KATIE | 14 | NEWARK YMCA, DE | 1:18.76 | 5 |
| 1:03.01 | 2:11.30 | 3:21.07 | 4:30.45 | 13 | HUFF, AMANDA | 14 | ROWAN COUNTY, NC | 1:18.78 | 4 |
| 50 ZICCARDI, ANDREW | 14 MONTCLAIR YMCA, NJ | 4:30.63 | - | 14 | GARRATT, BETSY | 17 | PULASKI-HENSEL, VA | 1:18.88 | 3 |
| 1:01.77 | 2:10.85 | 3:21.10 | 4:30.63 | 15 | HUGHES, MARGARET | 15 | WILMINGTON FAM, NC | 1:19.44 | 2 |
| 51 PERRY, ANDREW | 15 RALEIGH, NC | 4:31.27 | - | 16 | HOCK, LINDSAY | 13 | ROANOKE CNTRL, VA | 1:19.67 | 1 |
| 1:03.47 | 2:12.23 | 3:21.82 | 4:31.27 | ----- | | | | | |
| 52 BRUESCH, ADAM | 16 NW DUPAGE YMCA, IL | 4:31.28 | - | 1 | JONES, KELLY | 15 | SO COMM FAM BR, OH | 1:15.08 | - |
| 1:04.25 | 4:31.28 | | | 2 | MULSHINE, BARB | 18 | M E LYONS YMCA, OH | 1:15.16 | - |
| 53 MACKOS, RYAN | 16 BLUE ASH Y, OH | 4:31.66 | - | 3 | SKODA, ALEXIS | 15 | SOMERSET HILLS, NJ | 1:15.77 | - |
| 1:04.61 | 4:31.66 | | | 4 | SELNER, STEPH | 14 | NAPERVILLE AREA, I | 1:16.80 | - |
| 54 BURER, ANTHONY | 16 FLUSHING YMCA, NY | 4:31.85 | - | 5 | DELMUNDO, MARIA | 14 | FLUSHING YMCA, NY | 1:16.89 | - |
| | | | | 6 | PLUMMER, MELLISSA | 16 | NEWARK YMCA, DE | 1:17.49 | - |
| | | | | 7 | NEIGHBORS, ASHLEY | 15 | ROANOKE CNTRL, VA | 1:17.62 | - |
| | | | | 8 | DUGGAN, SHANNON | 14 | WILTON FAMILY, CT | 1:17.82 | - |
| | | | | 9 | HUGHES, MARGARET | 15 | WILMINGTON FAM, NC | 1:17.93 | - |
| | | | | 10 | GARRATT, BETSY | 17 | PULASKI-HENSEL, VA | 1:18.07 | - |
| | | | | 11 | BIANCO, LIANE | 13 | WEST SHORE YMCA, P | 1:18.11 | - |
| | | | | 12 | HUFF, AMANDA | 14 | ROWAN COUNTY, NC | 1:18.38 | - |
| | | | | 13 | HOCK, LINDSAY | 13 | ROANOKE CNTRL, VA | 1:18.79 | - |
| | | | | 13 | KUCZMARSKI, KATIE | 14 | NEWARK YMCA, DE | 1:18.79 | - |
| | | | | 15 | SOUPPA, KRISTIN | 16 | NAPERVILLE AREA, I | 1:18.81 | - |
| | | | | 16 | STALEY, ERIKA | 17 | SO COMM FAM BR, OH | 1:18.97 | - |

1998 NATIONAL YMCA LONG COURSE
SWIMMING CHAMPIONSHIPS

Complete Meet Results-LC Meters

| | | | | | | | |
|-----------------------|------------------------|---------|---|------------------------|------------------------|---------|---|
| 17 GIBSON, HAYLEY | 12 PALISADES MALIBU, C | 1:19.03 | - | 71 ROSENDALL, EMILY | 13 GRAND RAPIDS SE, M | 1:23.92 | - |
| 18 MOATZ, LESLIE | 15 BOYERTOWN AREA, PA | 1:19.06 | - | 71 STANGO, MELISSA | 14 CHESHIRE BR, CT | 1:23.92 | - |
| 19 RADER, ASHLEY | 16 STRATFORD YMCA, CT | 1:19.36 | - | 73 LADKY, CAROLINE | 17 SCHROEDER MIL, WI | 1:23.94 | - |
| 20 FAHS, STEPHANIE | 14 CENTRAL KENTUCKY | 1:19.68 | - | 74 BUSSE, KRIS | 14 BLUE ASH Y, OH | 1:23.96 | - |
| 21 KOZIMER, AUTUMN | 16 M E LYONS YMCA, OH | 1:20.29 | - | 75 FRANCIS, LISA | 17 CHESHIRE BR, CT | 1:24.01 | - |
| 22 BAILEY, NOELLE | 18 SO COMM FAM BR, OH | 1:20.30 | - | 76 POGUE, NATALIE | 15 WILMINGTON FAM, NC | 1:24.06 | - |
| 23 BROCKMAN, BETSY JO | 14 CLERMONT YMCA, OH | 1:20.34 | - | 77 LOCY, CATIE | 15 APPLETON Y, WI | 1:24.07 | - |
| 24 DLUGONSKI, DEE | 15 WASHINGTON Y, PA | 1:20.43 | - | 78 FENTON, DEIRDRE | 16 METUCHEN-EDISON, N | 1:24.13 | - |
| 25 BAUS, ANNE | 14 POND DU LAC, WI | 1:20.45 | - | 79 JOHNSON, KRISTINA | 15 CENTRAL KENTUCKY | 1:24.16 | - |
| 26 GRAHAM, LARISA | 15 GRAND RAPIDS SE, M | 1:20.56 | - | 80 QUINN, KRISTIN | 13 PALISADES MALIBU, C | 1:24.18 | - |
| 27 SAKOLSKY, JENNA | 13 MONTCLAIR YMCA, NJ | 1:20.66 | - | 81 DILL, JENI | 14 MASISON WEST, WI | 1:24.21 | - |
| 28 HAUSER, PAULA | 18 BLUE ASH Y, OH | 1:20.67 | - | 82 MAYFIELD, TIFFANY | 15 MEADVILLE YMCA, PA | 1:24.29 | - |
| 29 WHEATLEY, AMY | 13 MONTGOMERY YMCA, A | 1:20.86 | - | 83 HINDS, HOLLY | 13 ANDOVER, MA | 1:24.32 | - |
| 30 BROXTERMAN, CINDY | 17 POWEL CROSLY, OH | 1:20.94 | - | 84 PORTER, RACHEL | 17 MARION COUNTY, FL | 1:24.33 | - |
| 31 HUNTER, KATIE | 15 GAMBLE-NIPPERT, OH | 1:21.01 | - | 85 BEARD, SABA | 15 SO COMM FAM BR, OH | 1:24.37 | - |
| 32 KNOPP, LAURA | 14 WAYNESBORO FAM, VA | 1:21.16 | - | 86 OWENS, CAITLIN | 13 PALISADES MALIBU, C | 1:24.43 | - |
| 33 SCHAFFER, SARAH | 14 ANNE ARUNDEL CO, MD | 1:21.25 | - | 87 VOYTKO, LISA | 18 ALLEGHENY VAL, PA | 1:24.48 | - |
| 34 DAVIES, STEPHANIE | 14 WILTON FAMILY, CT | 1:21.36 | - | 88 WILLIAMS, JENNIFER | 16 YORK & YORK CO, PA | 1:24.51 | - |
| 35 WELSCH, SARAH | 16 NW DUPAGE YMCA, IL | 1:21.48 | - | 89 NG, ANNA | 17 FLUSHING YMCA, NY | 1:24.53 | - |
| 36 HATFIELD, LEXI | 15 PULASKI-HENSEL, VA | 1:21.49 | - | 90 BOWMAN, TORIE | 15 MONTGOMERY YMCA, A | 1:24.54 | - |
| 37 GLAZE, KATE | 14 MASISON WEST, WI | 1:21.72 | - | 91 CROWN, JORDAN | 15 WILTON FAMILY, CT | 1:24.57 | - |
| 37 PANG, ERICA | 13 TOWSON BRANCH, MD | 1:21.72 | - | 92 JOERG, KIM | 16 SOMERSET HILLS, NJ | 1:24.60 | - |
| 39 CROUSE, ERIN | 15 YORK & YORK CO, PA | 1:21.79 | - | 93 CABELL, KRISTIN | 17 WEST SHORE YMCA, P | 1:24.61 | - |
| 40 HASSELSCHWERT, M. | 15 DEFIANCE AREA, OH | 1:21.83 | - | 94 FRANCIS, MICHELLE | 14 CHESHIRE BR, CT | 1:24.74 | - |
| 41 FISHER, NICOLE | UPPER MONTGOMERY, M | 1:21.85 | - | 95 BETTS, JENNIFER | 13 POWEL CROSLY, OH | 1:24.77 | - |
| 42 KATZ, LAUREN | 15 FLUSHING YMCA, NY | 1:21.86 | - | 95 ARNOLD, LIBBY | 16 SCHROEDER MIL, WI | 1:24.77 | - |
| 43 GRIFFITH, ALLISON | 16 HAGERSTOWN, MD | 1:21.93 | - | 97 VARNER, JORDAN | 13 COUNTRYSIDE Y, OH | 1:24.79 | - |
| 44 RASOR, HEATHER | 15 PLAYGROUND AREA, F | 1:22.05 | - | 97 CANNELL, DEIRDRE | 13 NEW CANAAN, CT | 1:24.79 | - |
| 45 LANGAN, SARAH | 16 MONTCLAIR YMCA, NJ | 1:22.11 | - | 99 ROE, JORDAN | UPPER MONTGOMERY, M | 1:24.82 | - |
| 46 KROH, COURTNEY | 16 BOYERTOWN AREA, PA | 1:22.21 | - | 100 MCLOUGHLIN, KATE | 16 COUNTRYSIDE Y, OH | 1:24.84 | - |
| 47 DEVLIN, ERIN | 12 HAMILTON AREA, NJ | 1:22.29 | - | 101 FOGLEZZO, DIANE | 14 UPPER MAIN LINE, PA | 1:24.92 | - |
| 48 PATTERSON, RYAN | 14 METUCHEN-EDISON, N | 1:22.32 | - | 101 SLONAKER, ERIN | 15 BOYERTOWN AREA, PA | 1:24.92 | - |
| 49 CLARKE, MELINDA | 17 PULASKI-HENSEL, VA | 1:22.36 | - | 103 CRAWFORD, JESSICA | 16 CHESHIRE BR, CT | 1:24.95 | - |
| 50 GAFFNEY, LAUREN | 14 MARION COUNTY, FL | 1:22.40 | - | 104 SUJANSKY, DIANE | 13 ALLEGHENY VAL, PA | 1:25.02 | - |
| 51 BECKER, ROBIN | 15 NAPERVILLE AREA, I | 1:22.44 | - | 105 DWYER, KATIE | 14 PALISADES MALIBU, C | 1:25.09 | - |
| 52 WOODS, KENLEY | 13 M E LYONS YMCA, OH | 1:22.82 | - | 106 CAPPARELL, MELISSA | 14 SOMERSET HILLS, NJ | 1:25.10 | - |
| 53 DEMERS, SARAH | 12 ANDOVER, MA | 1:22.83 | - | 107 BAUER, ALISON | 14 COUNTRYSIDE Y, OH | 1:25.12 | - |
| 54 KRALJIC, ELIZABETH | 14 MONTCLAIR YMCA, NJ | 1:22.84 | - | 108 LOLKUS, STACY | 13 FT WAYNE-CENTL, IN | 1:25.13 | - |
| 55 SMITH, KIM | 16 COUNTRYSIDE Y, OH | 1:22.90 | - | 109 REED, ELIZABETH | 14 GTR BURLINGTON, VT | 1:25.18 | - |
| 56 SMITH, AMANDA | 15 YORK & YORK CO, PA | 1:22.97 | - | 110 MELVILLE, ERIN | 16 TRI-CITY FAM, KY | 1:25.20 | - |
| 57 KOEPKE, MIRANDA | 16 M E LYONS YMCA, OH | 1:23.00 | - | 111 DELLAGIOVANNA, D. | 17 FLUSHING YMCA, NY | 1:25.31 | - |
| 58 CRAUMER, CAITLIN | 15 DARIEN YMCA, CT | 1:23.06 | - | 112 SHEPARD, MEAGHAN | 18 WSTN/CATONSVILLE, M | 1:25.36 | - |
| 59 BRYM, MELISSA | 18 MANSFIELD AREA, OH | 1:23.09 | - | 112 ROARK, ASHLEY | 15 ANNE ARUNDEL CO, MD | 1:25.36 | - |
| 60 HAMM, KATHLEEN | 13 NEW CANAAN, CT | 1:23.19 | - | 114 WEBBER, MORGAN | 16 GENEVA LAKES, WI | 1:25.39 | - |
| 61 HARDY, SAUNDRA | 15 ANDOVER, MA | 1:23.22 | - | 115 DEVRIES, JULIE | 14 MASISON WEST, WI | 1:25.45 | - |
| 62 WHITBECK, PEGGY | 16 MEADVILLE YMCA, PA | 1:23.27 | - | 116 RESTIVO, MICHAELA | 14 FLUSHING YMCA, NY | 1:25.47 | - |
| 63 SOVERN, ELIZABETH | 15 WILTON FAMILY, CT | 1:23.35 | - | 117 WIMMER, JILL | 16 SO TOLEDO BR, OH | 1:25.55 | - |
| 64 KNOX, SUSANNAH | 14 MONTCLAIR YMCA, NJ | 1:23.45 | - | 118 GRABOYES, JENNIFER | 17 PULASKI-HENSEL, VA | 1:25.65 | - |
| 65 LAPINSKI, EMILY | 18 OAK PARK YMCA, MI | 1:23.57 | - | 119 BARNES, KRISTY | 17 BRANDYWINE BR, PA | 1:25.67 | - |
| 65 TURNER, TIFFANY | 13 M E LYONS YMCA, OH | 1:23.57 | - | 120 FARRA, JESSICA | 14 BEAVERCREEK Y, OH | 1:25.73 | - |
| 67 SHESSLER, TRACY | 16 BEVERLY REGION, MA | 1:23.67 | - | 121 RAMAGE, CASSIDY | 14 TOWN NORTH, TX | 1:25.79 | - |
| 68 MCDONALD, CELESTE | 16 MARION COUNTY, FL | 1:23.77 | - | 122 SUTYAK, JAMIE | 13 REGIONAL FAMILY, P | 1:25.81 | - |
| 69 HAGEN, JENNY | 12 POWEL CROSLY, OH | 1:23.79 | - | 123 COWEN, ABBEY | 17 FLINT YMCA, MI | 1:25.86 | - |
| 70 BUCK, MICHELLE | 16 BEAVERCREEK Y, OH | 1:23.82 | - | 124 WHITTAM, ELIZABETH | 15 STATE COLLEGE, PA | 1:25.89 | - |

1998 NATIONAL YMCA LONG COURSE
SWIMMING CHAMPIONSHIPS

Complete Meet Results-LC Meters

| | | | | | | | | | | | |
|-----|--------------------|----|---------------------|---------|---|--|-------------------|-----|---------------------|----------|-----|
| 125 | MARQUEZ, MELISSA | 14 | UNIONTOWN AREA, PA | 1:26.03 | - | ===== | | | | | |
| 126 | STRUNK, JESSIKA | 15 | READING/BERKS, PA | 1:26.06 | - | Event 4 Men 100 Breast | | | | | |
| 127 | FETTER, AMANDA | 13 | RAPPAHONNOCK, VA | 1:26.13 | - | NATIONAL: * 1:03.98 M. HUBBELL - COUNTRYSIDE, OH 08/92 | | | | | |
| 128 | BUSSE, KATIE | 12 | BLUE ASH Y, OH | 1:26.23 | - | PL | Name | Age | Team | Finals | Pts |
| 129 | MENZEL, JACCI | 15 | STEVENS POINT, WI | 1:26.28 | - | ----- | | | | | |
| 129 | REYNOLDS, COLLEEN | 14 | MONTCLAIR YMCA, NJ | 1:26.28 | - | * Finals | | | | | |
| 131 | KORNACK, HEATHER | 15 | HOCKOMOCK AREA, MA | 1:26.29 | - | 1 | MCCRACKEN, AARON | 15 | NAPERVILLE AREA, I | 1:06.64 | 20 |
| 132 | DAVIDSON, JESSICA | 13 | BEVERLY REGION, MA | 1:26.40 | - | 2 | BAICY, JOE | 18 | RALEIGH, NC | 1:06.84 | 17 |
| 133 | BRADLEY, SARAH | 17 | OSHKOSH COMM, WI | 1:26.43 | - | 3 | MAURER, CHRIS | 17 | READING/BERKS, PA | 1:07.02 | 16 |
| 134 | SHEPHERD, ERIN | 17 | BEVERLY REGION, MA | 1:26.45 | - | 4 | FIDEN, DREW | 18 | SO COMM FAM BR, OH | 1:07.31 | 15 |
| 135 | TIERNEY, LIZ | 17 | LA CROSSE AREA, WI | 1:26.53 | - | 5 | POSTER, ROBBIE | 17 | FRANKFORT Y, KY | 1:07.41 | 14 |
| 136 | SAPPEY, LISA | 15 | HAGERSTOWN, MD | 1:26.56 | - | 6 | NEUBAUER, IAN | 17 | BLUE ASH Y, OH | 1:08.60 | 13 |
| 137 | BARTHOLOMEW, K. | 16 | WESTFIELD Y, NJ | 1:26.66 | - | 7 | BURNS, BRETT | 16 | COUNTRYSIDE Y, OH | 1:09.45 | 12 |
| 138 | OLLAYOS, MARJORIE | 14 | NW DUPAGE YMCA, IL | 1:26.70 | - | 8 | MARK, RUSSELL | 18 | FLUSHING YMCA, NY | 1:09.94 | 11 |
| 139 | POSPIESZALSKA, M. | 13 | PIEDMONT FAMILY, V | 1:26.73 | - | * Consolations | | | | | |
| 140 | DICKIE, HANNAH | 14 | BEVERLY REGION, MA | 1:26.76 | - | 9 | MERRILL, DANIEL | 17 | UPPER MONTGOMERY, M | 1:07.42 | 9 |
| 141 | WALL, LESLEY | 15 | RAPPAHONNOCK, VA | 1:26.78 | - | 10 | RIEBEL, MARK | 17 | FAIRFIELD BR, OH | 1:08.34 | 7 |
| 142 | WALDBILLIG, S. | 18 | POWEL CROSLEY, OH | 1:26.83 | - | 11 | GUSKEY, MICHAEL | 16 | CENTRAL KENTUCKY | 1:08.70 | 6 |
| 143 | MEDAGLIO, DANA | 13 | ANDOVER, MA | 1:27.00 | - | 12 | ELLIS, JOSH | 18 | RALEIGH, NC | 1:09.35 | 5 |
| 144 | GRAMS, ERIN | 13 | GTR GREEN BAY, WI | 1:27.07 | - | 13 | PAPPAS, THERON | 17 | CHAMBERS MEM Y, WV | 1:09.41 | 4 |
| 145 | SWEITZER, SARAH | 14 | OLEAN YMCA, NY | 1:27.20 | - | 14 | HUBER, TOM | 18 | POWEL CROSLEY, OH | 1:09.67 | 3 |
| 146 | KRETZ, JESSICA | 13 | WASHINGTON Y, PA | 1:27.23 | - | 15 | KAUSCHER, ROB | 15 | M E LYONS YMCA, OH | 1:09.73 | 2 |
| 147 | KOPAJTIC, LAUREN | 16 | HARFORD COUNTY, MD | 1:27.26 | - | 16 | SMITH, MATT | 17 | M E LYONS YMCA, OH | 1:10.13 | 1 |
| 148 | ADAMSON, ERIN | 18 | POWEL CROSLEY, OH | 1:27.28 | - | PL | Name | Age | Team | Prelims | Pts |
| 149 | WESTPHAL, LINDY | 16 | GTR GREEN BAY, WI | 1:27.30 | - | ----- | | | | | |
| 150 | NIZINSKI, JULIA | 12 | ANDOVER, MA | 1:27.32 | - | 1 | BAICY, JOE | 18 | RALEIGH, NC | 1:07.46 | - |
| 151 | BROWN, ANNA | 14 | HAGERSTOWN, MD | 1:27.37 | - | 2 | MAURER, CHRIS | 17 | READING/BERKS, PA | 1:07.84 | - |
| 152 | TOMKINS, HOLLY | 15 | TRI-CITY FAM, KY | 1:27.47 | - | 3 | FIDEN, DREW | 18 | SO COMM FAM BR, OH | 1:07.96 | - |
| 153 | DESI, MAUREEN | 17 | GTR WESTFIELD, MA | 1:27.66 | - | 4 | POSTER, ROBBIE | 17 | FRANKFORT Y, KY | 1:08.00 | - |
| 154 | CLAIRBORN, KATY | 18 | GTR MANCHESTER, NH | 1:27.67 | - | 5 | BURNS, BRETT | 16 | COUNTRYSIDE Y, OH | 1:08.07 | - |
| 155 | EYLER, KRISTI | 15 | HARFORD COUNTY, MD | 1:27.80 | - | 6 | NEUBAUER, IAN | 17 | BLUE ASH Y, OH | 1:08.41 | - |
| 156 | COX, BETH | 16 | CENTRAL KENTUCKY | 1:27.85 | - | 7 | MCCRACKEN, AARON | 15 | NAPERVILLE AREA, I | 1:08.57 | - |
| 157 | GIFFING, BLAIR | 16 | SO CHESTER CTY, PA | 1:27.94 | - | 8 | MARK, RUSSELL | 18 | FLUSHING YMCA, NY | 1:08.87 | - |
| 158 | TUTEN, TARA | 16 | MARIETTA FAM, OH | 1:28.05 | - | 9 | MERRILL, DANIEL | 17 | UPPER MONTGOMERY, M | 1:08.91 | - |
| 159 | HAYES, KIM | 14 | BEVERLY REGION, MA | 1:28.07 | - | 10 | RIEBEL, MARK | 17 | FAIRFIELD BR, OH | 1:08.92 | - |
| 160 | RICHARDSON, LACY | 12 | ROANOKE CNTRL, VA | 1:28.16 | - | 11 | ELLIS, JOSH | 18 | RALEIGH, NC | 1:09.08 | - |
| 161 | LEIBY, ALISON | 14 | ANNE ARUNDEL CO, MD | 1:28.19 | - | 12 | PAPPAS, THERON | 17 | CHAMBERS MEM Y, WV | 1:09.23 | - |
| 162 | SHUPP, HEATHER | 15 | BRANDYWINE BR, PA | 1:28.46 | - | 13 | SMITH, MATT | 17 | M E LYONS YMCA, OH | 1:09.64 | - |
| 163 | GLISH, KELLY | 12 | FLINT YMCA, MI | 1:28.47 | - | 14 | GUSKEY, MICHAEL | 16 | CENTRAL KENTUCKY | 1:09.71 | - |
| 163 | DU, CRYSTAL | 13 | REGIONAL FAMILY, P | 1:28.47 | - | 15 | KAUSCHER, ROB | 15 | M E LYONS YMCA, OH | 1:09.84 | - |
| 165 | KELLERSMAN, SARA | 15 | CHESHIRE BR, CT | 1:28.57 | - | 16 | HUBER, TOM | 18 | POWEL CROSLEY, OH | J1:09.92 | - |
| 166 | CHONG, NORI | 13 | GAMBLE-NIPPERT, OH | 1:28.74 | - | 17 | CHENIER, MICHAEL | 17 | GOLDSBORO YMCA, NC | J1:09.92 | - |
| 167 | WILLIAMS, LAURA | 14 | NEW CANAAN, CT | 1:29.41 | - | 18 | TILLMAN, JEREMY | 15 | GTR HOLYOKE, MA | 1:09.93 | - |
| 168 | KEISER, DARLA | 16 | ENID YMCA, OK | 1:29.45 | - | 19 | RUSSO, WILL | 18 | M E LYONS YMCA, OH | 1:10.50 | - |
| 169 | CASANOVAS, ARIANA | 15 | HAZLETON YMCA, PA | 1:29.71 | - | 20 | RHINESMITH, DAVID | 15 | ROANOKE CNTRL, VA | 1:10.72 | - |
| 170 | HOLLAND, ALYSSA | 17 | SOUTHSIDE VIRGINIA | 1:29.77 | - | 21 | WHITTAM, BEN | 17 | STATE COLLEGE, PA | 1:10.95 | - |
| 171 | SPRADLIN, KYNDAL | 12 | ROANOKE CNTRL, VA | 1:29.85 | - | 22 | KOOB, DAVID | 16 | M E LYONS YMCA, OH | 1:11.02 | - |
| 172 | CHRYSOSTOMIDES, A. | 12 | PULASKI-HENSEL, VA | 1:30.05 | - | 23 | ROBISON, ZACH | 18 | KISHWAUKEE, IL | 1:11.15 | - |
| 173 | LABERGE, KELSEN | 16 | TOWSON BRANCH, MD | 1:30.27 | - | 24 | TRAUTVETTER, ERIC | 17 | NW DUPAGE YMCA, IL | 1:11.32 | - |
| 174 | LEDDY, DANA | 14 | NEW CANAAN, CT | 1:30.59 | - | 25 | ROGERS, KEVIN | 15 | POWEL CROSLEY, OH | 1:11.33 | - |
| 175 | SWIGON, BETHANY | 13 | ROWAN COUNTY, NC | 1:30.85 | - | 26 | ADELMAYER, BRYAN | 15 | GTR GREEN BAY, WI | 1:11.36 | - |
| 176 | RIBELIN, NETTIE | 16 | ROWAN COUNTY, NC | 1:31.07 | - | 27 | TUCKER, ROBERT | 17 | CHAMBERS MEM Y, WV | 1:11.63 | - |
| 177 | HARRIS, HEATHER | 15 | LA CROSSE AREA, WI | 1:32.14 | - | 28 | KUETTLER, JOHN | 18 | NW DUPAGE YMCA, IL | 1:12.01 | - |
| 178 | HUTCHINSON, ERIN | 15 | ROANOKE CNTRL, VA | 1:34.38 | - | | | | | | |

1998 NATIONAL YMCA LONG COURSE
SWIMMING CHAMPIONSHIPS

Complete Meet Results-LC Meters

| | | | | | | | | | |
|----|--------------------|-----------------------|---------|---|-----|--------------------|-----------------------|---------|---|
| 29 | TOBIN, KEITH | 17 JOLIET AREA, IL | 1:12.02 | - | 83 | FERGUSON, BENJAMIN | 15 BLUE ASH Y, OH | 1:17.70 | - |
| 30 | JACOB, PAUL | 16 GAMBLE-NIPPERT, OH | 1:12.07 | - | 84 | SCHRIDER, DANIEL | 13 POWEL CROSLY, OH | 1:17.73 | - |
| 31 | HARTKE, MATTHEW | 15 MONTCLAIR YMCA, NJ | 1:12.47 | - | 85 | RANDALL, JACOB | 13 LIMA FAMILY, OH | 1:17.79 | - |
| 32 | BURSTEIN, SETH | 17 METUCHEN-EDISON, N | 1:12.56 | - | 85 | THROCKMORTON, COLE | 15 PULASKI-HENSEL, VA | 1:17.79 | - |
| 33 | TRIONFO, FRANK | 16 HARPORD COUNTY, MD | 1:12.80 | - | 87 | EDWARDS, GLADSTONE | 15 FLUSHING YMCA, NY | 1:17.87 | - |
| 34 | WEBBER, LEE | 15 GRAND PRAIRIE, TX | 1:13.05 | - | 88 | RESTIVO, ZACHARY | 17 FLUSHING YMCA, NY | 1:17.92 | - |
| 35 | BALS, JOHN | 17 MICHIANA INC, IN | 1:13.06 | - | 89 | HOYLE, JON | 15 CHAPEL HL-CARBOR,N | 1:17.95 | - |
| 36 | GUSTAFSON, MIKE | 15 GRAND RAPIDS SE, M | 1:13.47 | - | 90 | SELLERS, JAY | 15 REGIONAL FAMILY, P | 1:18.10 | - |
| 37 | CHIOU, STEVE | 15 SOMERSET HILLS, NJ | 1:13.55 | - | 91 | COOPER, DREW | 18 SO CHESTER CTY, PA | 1:18.45 | - |
| 38 | GUEDELHOEPER, OTTO | 17 NAPERVILLE AREA, I | 1:13.57 | - | 91 | WALLACE, TIM | 18 WSTN/CATONSVILLE,M | 1:18.45 | - |
| 38 | KILRAIN, BRENDAN | 18 GTR HOLYOKE, MA | 1:13.57 | - | 93 | FINN, JOEY | 14 SOUTHSIDE VIRGINIA | 1:18.58 | - |
| 40 | BAUER, ADAM | 15 WILTON FAMILY, CT | 1:13.62 | - | 94 | ROGERS, MICHAEL | 14 GARNER ROAD, NC | 1:18.64 | - |
| 41 | COLLINS, ADAM | 17 WEST SHORE YMCA, P | 1:13.68 | - | 95 | DELGOBBO, DAVID | 15 CHESHIRE BR, CT | 1:18.87 | - |
| 42 | DRULLARD, IAN | 16 CHESHIRE BR, CT | 1:13.86 | - | 96 | FEDEROFF, JON | 17 SO CHESTER CTY, PA | 1:19.10 | - |
| 43 | MITCHELL, ROBERT | 13 WEST SHORE YMCA, P | 1:13.98 | - | 97 | AGNER, MATTHEW | 18 ROWAN COUNTY, NC | 1:19.14 | - |
| 44 | ANDERSON, NICK | 15 M E LYONS YMCA, OH | 1:14.04 | - | 98 | MARRIPODI, BEN | 16 HARPORD COUNTY, MD | 1:19.22 | - |
| 45 | MARQUEZ, DIEGO | 16 UNIONTOWN AREA, PA | 1:14.06 | - | 99 | HALDEMAN, CLIFFORD | 15 WESTFIELD Y, NJ | 1:19.26 | - |
| 46 | PRIDGEN, BRENT | 17 MONTGOMERY YMCA, A | 1:14.10 | - | 100 | SWENSON, CHRIS | 16 FANWOOD/SCOTCH PLN | 1:19.31 | - |
| 47 | CORBIN, NATE | 16 SPARTANBURG, SC | 1:14.36 | - | 101 | RATHGEBER, G. | 12 CHESHIRE BR, CT | 1:19.37 | - |
| 48 | GRAVES, RUSTY | 16 NW DUPAGE YMCA, IL | 1:14.49 | - | 102 | CASHELL, ELIOT | 16 CHAMBERS MEM Y, WV | 1:19.38 | - |
| 49 | HILL, JUSTIN | 15 OAK PARK YMCA, MI | 1:14.65 | - | 103 | BEISCHEL, BRYAN | 14 POWEL CROSLY, OH | 1:19.60 | - |
| 50 | DICKEY, MATT | 16 UPPER MONTGOMERY,M | 1:14.81 | - | 104 | LUX, TIM | 13 WILTON FAMILY, CT | 1:19.66 | - |
| 51 | LUCAS, BRIAN | 15 HUNTINGTON TWP, NY | 1:14.91 | - | 105 | GIARRATANO, JAMES | 16 METUCHEN-EDISON, N | 1:19.78 | - |
| 52 | DICKENSON, TRAVIS | 17 PULASKI-HENSEL, VA | 1:14.97 | - | 106 | O'LEARY, JOSEPH | 17 SO SHORE QUINCY,MA | 1:20.11 | - |
| 52 | FISH, JASON | 14 OAK PARK YMCA, MI | 1:14.97 | - | 107 | CLARKE, JAMES | 14 PULASKI-HENSEL, VA | 1:20.19 | - |
| 54 | JELENC, CHRIS | 15 SCHROEDER MIL, WI | 1:15.06 | - | 108 | GILL, BEN | 14 LA CROSSE AREA, WI | 1:20.32 | - |
| 55 | STRICHER, ANDREW | 18 BIRMINGHAM FAM, MI | 1:15.07 | - | 109 | SCHALMO, JAMES | 15 MARION FAMILY, OH | 1:20.36 | - |
| 56 | BENION, SCOTT | 15 WEST SHORE YMCA, P | 1:15.28 | - | 110 | PANG, MICHAEL | 17 TOWSON BRANCH, MD | 1:21.31 | - |
| 57 | VALENT, DAVE | 16 COUNTRYSIDE Y, OH | 1:15.31 | - | 111 | DOEMLAND, C. | 13 WEST SHORE YMCA, P | 1:22.43 | - |
| 58 | STARK, DAN | 15 CHAPEL HL-CARBOR,N | 1:15.41 | - | - | GREEN, JUSTIN | 14 COUNTRYSIDE Y, OH | DQ | - |
| 59 | DUFFY, RORY | 16 POCONO FAMILY, PA | 1:15.67 | - | - | LAUGHERTY, ROB | 16 REGIONAL FAMILY, P | DQ | - |
| 60 | PARKER, KEITH | 16 RAPPAHONNOCK, VA | 1:15.74 | - | - | HEISS, AARON | 17 APPLETON Y, WI | DQ | - |
| 61 | TAMAS, STEVE | 16 STRATFORD YMCA, CT | 1:15.88 | - | - | SMITH, MATT A | 16 ROANOKE CNTRL, VA | DQ | - |
| 62 | WANDELL, SCOTT | 16 FRANKFORT Y, KY | 1:15.95 | - | | | | | |
| 63 | WHALEY-TOBIN, ADAM | 15 SO SHORE QUINCY,MA | 1:16.01 | - | | | | | |
| 64 | SHOEMAKER, PAT | 15 SOMERSET HILLS, NJ | 1:16.02 | - | | | | | |
| 65 | GRIFFIN, KYLE | 15 SOUTHSIDE VIRGINIA | 1:16.12 | - | | | | | |
| 66 | ARMBRUSTER, JAMES | 16 GTR SCRANTON, PA | 1:16.13 | - | | | | | |
| 67 | HERZOG, JODY | 18 BEAVERCREEK Y, OH | 1:16.16 | - | | | | | |
| 68 | SMITHNOSKY, JESSE | 16 WASHINGTON Y, PA | 1:16.22 | - | | | | | |
| 69 | GROW, MIKE | 15 SCHROEDER MIL, WI | 1:16.25 | - | | | | | |
| 70 | NEUBERGER, JOHN | 18 METUCHEN-EDISON, N | 1:16.41 | - | | | | | |
| 71 | GAULDING, ROBERT | 16 SOUTHSIDE VIRGINIA | 1:16.42 | - | | | | | |
| 72 | CROW, KYLE | 15 SCHROEDER MIL, WI | 1:16.53 | - | | | | | |
| 73 | JONES, DAVID | 18 MONTGOMERY YMCA, A | 1:16.57 | - | | | | | |
| 74 | ARTHUR, JONATHAN | 17 PULASKI-HENSEL, VA | 1:16.61 | - | | | | | |
| 75 | IPPOLITI, C. | 14 UPPER MAIN LINE,PA | 1:16.67 | - | | | | | |
| 76 | SHARP, JAMES | 16 WAYNESBORO FAM, VA | 1:16.69 | - | | | | | |
| 77 | MARTIN, JASON | 17 MONTGOMERY YMCA, A | 1:16.82 | - | | | | | |
| 78 | HUNTER, CHRISTIAN | 15 AURORA FAMILY, IL | 1:16.95 | - | | | | | |
| 79 | HOGAN, TIMOTHY | 17 FLUSHING YMCA, NY | 1:17.13 | - | | | | | |
| 80 | DELAROSA, RAUL | 17 JOLIET AREA, IL | 1:17.23 | - | | | | | |
| 81 | ANDERSON, ALEX | 14 LA CROSSE AREA, WI | 1:17.34 | - | | | | | |
| 82 | LINDMARK, SHAWN | 16 BEVERLY REGION, MA | 1:17.55 | - | | | | | |

=====
Event 5 Women 200 IM

NATIONAL: * 2:23.70 J. KIERAS - ANN ARBOR, MI 08/94

PL Name Age Team Finals Pts

* Finals

| | | | | |
|---|------------------|-----------------------|---------|---------|
| 1 | SKODA, ALEXIS | 15 SOMERSET HILLS, NJ | 2:24.58 | 20 |
| | | | 2:24.58 | 2:24.58 |
| 2 | MULSHINE, BARB | 18 M E LYONS YMCA, OH | 2:24.59 | 17 |
| | | | 2:24.59 | 2:24.59 |
| 3 | STAPLETON, EMILY | 15 SCHROEDER MIL, WI | 2:25.23 | 16 |
| | | | 2:25.23 | 2:25.23 |
| 4 | JOHNSON, SARA | 16 BIRMINGHAM FAM, MI | 2:28.08 | 15 |
| | | | 2:28.08 | 2:28.08 |
| 5 | CURRAN, CAROLINE | 17 WILMINGTON FAM, NC | 2:28.38 | 14 |
| | | | 2:28.38 | 2:28.38 |
| 6 | KELLEY, HEATHER | 17 SCHROEDER MIL, WI | 2:28.66 | 13 |
| | | | 2:28.66 | 2:28.66 |
| 7 | HELMERS, MAGGIE | 17 FAIRFIELD BR, OH | 2:29.80 | 12 |
| | | | 2:29.80 | 2:29.80 |

1998 NATIONAL YMCA LONG COURSE
SWIMMING CHAMPIONSHIPS

Complete Meet Results-LC Meters

| | | | | | | | | | | | |
|----------------|------------------|-----|--------------------|-----------------|-----|----|--------------------|----|---------------------|-----------------|---|
| 8 | HUGHES, MARGARET | 15 | WILMINGTON FAM, NC | 2:30.28 | 11 | 17 | SOUPPA, KRISTIN | 16 | NAPERVILLE AREA, I | 2:31.62 | - |
| | | | | 2:30.28 | | | | | | 1:14.23 2:31.62 | |
| * Consolations | | | | | | | | | | | |
| 9 | PARKS, CATHERINE | 15 | WINSTON-SALEM, NC | 2:28.46 | 9 | 18 | STRUNK, DEANNA | 14 | READING/BERKS, PA | 2:31.93 | - |
| | | | | 2:28.46 | | | | | | 1:10.99 2:31.93 | |
| 10 | TOMES, EMILY | 16 | M E LYONS YMCA, OH | 2:28.98 | 7 | 19 | OTTENBREIT, KELLY | 15 | HAMDEN/N HAVEN, CT | 2:31.96 | - |
| | | | | 2:28.98 | | | | | | 1:10.58 2:31.96 | |
| 11 | ROSS, LEAH | 17 | M E LYONS YMCA, OH | 2:28.99 | 6 | 20 | ORR, MELISSA | 17 | SPARTANBURG, SC | 2:32.04 | - |
| | | | | 2:28.99 | | | | | | 1:11.78 2:32.04 | |
| 12 | JONES, KELLY | 15 | SO COMM FAM BR, OH | 2:29.08 | 5 | 21 | BAICY, SARAH | 18 | RALEIGH, NC | 2:32.19 | - |
| | | | | 2:29.08 | | | | | | 1:10.50 2:32.19 | |
| 13 | WEBB, MELLISA | 14 | HUNTINGTON, WV | 2:29.24 | 4 | 22 | MADONIA, REGAN | 18 | FLUSHING YMCA, NY | 2:33.06 | - |
| | | | | 2:29.24 | | | | | | 1:12.51 2:33.06 | |
| 14 | WETZEL, MIKALA | 18 | POWEL CROSLEY, OH | 2:29.90 | 3 | 23 | ALLEN, AMY | 14 | CENTRAL KENTUCKY | 2:33.45 | - |
| | | | | 2:29.90 | | | | | | 1:09.95 2:33.45 | |
| 15 | NAGY, BETSY | 17 | PLAYGROUND AREA, F | 2:31.12 | 2 | 24 | RYE, TRICIA | 15 | M E LYONS YMCA, OH | 2:33.67 | - |
| | | | | 2:31.12 | | | | | | 1:13.24 2:33.67 | |
| 16 | MYERS, HEATHER | 18 | POWEL CROSLEY, OH | 2:31.45 | 1 | 25 | BRYM, SOPHIE | 14 | MANSFIELD AREA, OH | 2:33.83 | - |
| | | | | 2:31.45 | | | | | | 1:11.31 2:33.83 | |
| PL | Name | Age | Team | Prelims | Pts | 26 | UNDERWOOD, MEGGIE | 13 | HENDERSON CO, KY | 2:33.97 | - |
| | | | | | | | | | | 1:12.03 2:33.97 | |
| 1 | SKODA, ALEXIS | 15 | SOMERSET HILLS, NJ | 2:25.67 | - | 27 | POLLENZ, JAMIE | 17 | RALEIGH, NC | 2:34.00 | - |
| | | | | 1:10.24 2:25.67 | | | | | | 1:11.54 2:34.00 | |
| 2 | STAPLETON, EMILY | 15 | SCHROEDER MIL, WI | 2:26.08 | - | 28 | BIRD, LAUREN | 16 | SPARTANBURG, SC | 2:34.18 | - |
| | | | | 1:07.48 2:26.08 | | | | | | 1:12.69 2:34.18 | |
| 3 | CURRAN, CAROLINE | 17 | WILMINGTON FAM, NC | 2:27.58 | - | 29 | MCKENZIE, ELLEN | 14 | GRAND RAPIDS SE, M | 2:34.66 | - |
| | | | | 1:09.34 2:27.58 | | | | | | 1:12.67 2:34.66 | |
| 4 | MULSHINE, BARB | 18 | M E LYONS YMCA, OH | 2:28.39 | - | 30 | ROBISON, KATIE | 15 | KISHWAUKEE, IL | 2:34.68 | - |
| | | | | 1:11.97 2:28.39 | | | | | | 1:11.77 2:34.68 | |
| 5 | HUGHES, MARGARET | 15 | WILMINGTON FAM, NC | 2:28.45 | - | 31 | WOYTOWYCH, DEEDEE | 16 | NAPERVILLE AREA, I | 2:35.11 | - |
| | | | | 1:10.07 2:28.45 | | | | | | 1:13.65 2:35.11 | |
| 6 | KELLEY, HEATHER | 17 | SCHROEDER MIL, WI | 2:28.60 | - | 32 | ANDERSON, KELLEY | 14 | HUNTINGTON, WV | 2:35.12 | - |
| | | | | 1:08.66 2:28.60 | | | | | | 1:13.54 2:35.12 | |
| 7 | JOHNSON, SARA | 16 | BURMINGHAM FAM, MI | 2:29.66 | - | 33 | GLOVER, BETHANY | 15 | WAYNESBORO FAM, VA | 2:35.13 | - |
| | | | | 1:10.68 2:29.66 | | | | | | 1:15.16 2:35.13 | |
| 8 | HELMERS, MAGGIE | 17 | FAIRFIELD BR, OH | 2:30.07 | - | 34 | HOMAN, CHELSEA | 15 | M E LYONS YMCA, OH | 2:35.19 | - |
| | | | | 1:10.81 2:30.07 | | | | | | 1:12.52 2:35.19 | |
| 9 | TOMES, EMILY | 16 | M E LYONS YMCA, OH | 2:30.19 | - | 35 | ZERHUSEN, MEGAN | 18 | FRANKFORT Y, KY | 2:35.23 | - |
| | | | | 1:11.84 2:30.19 | | | | | | 1:10.42 2:35.23 | |
| 10 | MYERS, HEATHER | 18 | POWEL CROSLEY, OH | 2:30.31 | - | 36 | ASHENFELTER, LYNNE | 15 | MONTCLAIR YMCA, NJ | 2:35.60 | - |
| | | | | 1:13.03 2:30.31 | | | | | | 1:12.31 2:35.60 | |
| 11 | PARKS, CATHERINE | 15 | WINSTON-SALEM, NC | 2:30.55 | - | 37 | JOHNSON, LAURA | 13 | PALISADES MALIBU, C | 2:35.69 | - |
| | | | | 1:11.92 2:30.55 | | | | | | 1:15.01 2:35.69 | |
| 12 | ROSS, LEAH | 17 | M E LYONS YMCA, OH | 2:30.69 | - | 38 | MATTHEWS, MELANIE | 17 | WAYNESBORO FAM, VA | 2:35.83 | - |
| | | | | 1:11.73 2:30.69 | | | | | | 1:11.59 2:35.83 | |
| 13 | WEBB, MELLISA | 14 | HUNTINGTON, WV | 2:30.96 | - | 39 | ROARK, ASHLEY | 15 | ANNE ARUNDEL CO, MD | 2:35.92 | - |
| | | | | 1:12.50 2:30.96 | | | | | | 1:13.33 2:35.92 | |
| 14 | WETZEL, MIKALA | 18 | POWEL CROSLEY, OH | 2:31.06 | - | 40 | TAFT, LAUREN | 14 | WILTON FAMILY, CT | 2:35.98 | - |
| | | | | 1:12.40 2:31.06 | | | | | | 1:13.70 2:35.98 | |
| 15 | JONES, KELLY | 15 | SO COMM FAM BR, OH | 2:31.25 | - | 41 | GRAHAM, LARISA | 15 | GRAND RAPIDS SE, M | 2:36.26 | - |
| | | | | 1:12.96 2:31.25 | | | | | | 1:16.25 2:36.26 | |
| 16 | NAGY, BETSY | 17 | PLAYGROUND AREA, F | 2:31.49 | - | 42 | KOEPKE, MIRANDA | 16 | M E LYONS YMCA, OH | 2:36.38 | - |
| | | | | 1:10.39 2:31.49 | | | | | | 1:15.96 2:36.38 | |
| | | | | | | 42 | BAILEY, AMBER | 16 | NEWARK YMCA, DE | 2:36.38 | - |
| | | | | | | | | | | 1:12.38 2:36.38 | |

1998 NATIONAL YMCA LONG COURSE
SWIMMING CHAMPIONSHIPS

Complete Meet Results-LC Meters

| | | | | | | | |
|-----------------------|-----------------------|---------|---|----------------------|-----------------------|---------|---|
| 44 SCHOBORG, LIZ | 14 GAMBLE-NIPPERT, OH | 2:36.56 | - | 71 FRANCIS, LISA | 17 CHESHIRE BR, CT | 2:39.16 | - |
| 1:11.75 | 2:36.56 | | | 1:16.90 | 2:39.16 | | |
| 45 KRAMER, ANNIE | 17 ANNE ARUNDEL CO,MD | 2:36.70 | - | 72 HAHN, LAURA | 15 CENTRAL KENTUCKY | 2:39.17 | - |
| 1:13.75 | 2:36.70 | | | 1:13.99 | 2:39.17 | | |
| 46 WAKEFIELD, S. | 18 M E LYONS YMCA, OH | 2:36.73 | - | 73 HICKIN, GRACE | 14 WAYNESBORO FAM, VA | 2:39.18 | - |
| 1:14.40 | 2:36.73 | | | 1:16.38 | 2:39.18 | | |
| 47 COWIE, MEREDITH | 15 GTR BURLINGTON, VT | 2:36.78 | - | 74 SIMONS, JORDAN | 16 PIEDMONT FAMILY, V | 2:39.37 | - |
| 1:13.72 | 2:36.78 | | | 1:13.93 | 2:39.37 | | |
| 48 EDWARDS, SUSAN | 16 UPPER MAIN LINE,PA | 2:36.82 | - | 75 WHEATLEY, AMY | 13 MONTGOMERY YMCA, A | 2:39.46 | - |
| 1:13.39 | 2:36.82 | | | 1:15.93 | 2:39.46 | | |
| 49 AGUIAR, NICOLE | 17 ANNE ARUNDEL CO,MD | 2:36.89 | - | 76 BAILEY, NOELLE | 18 SO COMM FAM BR, OH | 2:39.47 | - |
| 1:12.32 | 2:36.89 | | | 1:16.63 | 2:39.47 | | |
| 50 FUNK, KRISTEN | 14 MARIETTA FAM, OH | 2:37.01 | - | 77 PLEASANTS, LAUREN | 14 WINSTON-SALEM, NC | 2:39.68 | - |
| 1:13.77 | 2:37.01 | | | 1:13.24 | 2:39.68 | | |
| 51 WRAY, KRISTA | 13 COUNTRYSIDE Y, OH | 2:37.08 | - | 78 ORR, CHRISTY | 15 SPARTANBURG, SC | 2:39.90 | - |
| 1:15.16 | 2:37.08 | | | 1:15.70 | 2:39.90 | | |
| 52 DELMUNDO, MARIA | 14 FLUSHING YMCA, NY | 2:37.28 | - | 79 DAVIES, STEPHANIE | 14 WILTON FAMILY, CT | 2:39.93 | - |
| 1:16.10 | 2:37.28 | | | 1:18.45 | 2:39.93 | | |
| 53 WAGNER, BETH | 16 ROANOKE CNTRL, VA | 2:37.49 | - | 80 FOWLER, ELIZABETH | 16 ANNE ARUNDEL CO,MD | 2:40.06 | - |
| 1:15.72 | 2:37.49 | | | 1:12.67 | 2:40.06 | | |
| 54 PATTERSON, KATE | 14 SCHROEDER MIL, WI | 2:37.64 | - | 81 SAKOLSKY, JENNA | 13 MONTCLAIR YMCA, NJ | 2:40.07 | - |
| 1:12.83 | 2:37.64 | | | 1:18.59 | 2:40.07 | | |
| 55 BENSON, BRITA | 15 LA CROSSE AREA, WI | 2:37.65 | - | 82 CONDON, MEG | 14 NEW CANAAN, CT | 2:40.12 | - |
| 1:13.98 | 2:37.65 | | | 1:15.84 | 2:40.12 | | |
| 56 BURKE, ERIN | 17 BEVERLY REGION, MA | 2:37.88 | - | 83 SHEA, KELLY | 18 NW DUPAGE YMCA, IL | 2:40.13 | - |
| 1:12.60 | 2:37.88 | | | 1:17.01 | 2:40.13 | | |
| 57 HEREFORD, SARAH | 15 HUNTINGTON, WV | 2:37.91 | - | 84 SHESSLER, TRACY | 16 BEVERLY REGION, MA | 2:40.20 | - |
| 1:14.73 | 2:37.91 | | | 1:17.72 | 2:40.20 | | |
| 58 BREWER, SHANNON | 14 CATAWBA VALLEY, NC | 2:38.07 | - | 85 STRUNK, JESSIKA | 15 READING/BERKS, PA | 2:40.21 | - |
| 1:15.60 | 2:38.07 | | | 1:17.22 | 2:40.21 | | |
| 59 KAIL, MELANIE | 18 BLUE ASH Y, OH | 2:38.18 | - | 86 DONKER, TAMMI | 16 GRAND RAPIDS SE, M | 2:40.26 | - |
| 1:14.87 | 2:38.18 | | | 1:14.56 | 2:40.26 | | |
| 60 ABILDGAARD, CARRIE | 16 HAMDEN/N HAVEN, CT | 2:38.23 | - | 87 JENGELESKI, T. | 16 CHAMBERSBURG, PA | 2:40.50 | - |
| 1:14.77 | 2:38.23 | | | 1:17.43 | 2:40.50 | | |
| 61 GAFFNEY, LAUREN | 14 MARION COUNTY, FL | 2:38.35 | - | 88 CLOSE, KAREN | 15 DARIEN YMCA, CT | 2:40.88 | - |
| 1:16.90 | 2:38.35 | | | 1:15.89 | 2:40.88 | | |
| 62 HARLOW, LAUREN | 13 ANDOVER, MA | 2:38.40 | - | 89 GEISLER, KIM | 13 NW DUPAGE YMCA, IL | 2:40.93 | - |
| 1:14.25 | 2:38.40 | | | 1:15.68 | 2:40.93 | | |
| 63 SANDMANN, LEAH | 17 GRAND RAPIDS SE, M | 2:38.47 | - | 90 FAHS, STEPHANIE | 14 CENTRAL KENTUCKY | 2:41.14 | - |
| 1:12.82 | 2:38.47 | | | 1:18.75 | 2:41.14 | | |
| 64 FIELDS, KIMBERLY | 15 ANNE ARUNDEL CO,MD | 2:38.56 | - | 91 MCLAUGHLIN, JULIA | 15 SO SHORE QUINCY,MA | 2:41.28 | - |
| 1:12.44 | 2:38.56 | | | 1:15.79 | 2:41.28 | | |
| 65 BECKER, ROBIN | 15 NAPERVILLE AREA, I | 2:38.80 | - | 92 KOZIMER, AUTUMN | 16 M E LYONS YMCA, OH | 2:41.33 | - |
| 1:15.87 | 2:38.80 | | | 1:19.77 | 2:41.33 | | |
| 66 PLACZEK, HILARY | 18 GTR WESTFIELD, MA | 2:38.93 | - | 93 OLLAYOS, MARJORIE | 14 NW DUPAGE YMCA, IL | 2:41.34 | - |
| 1:12.39 | 2:38.93 | | | 1:18.94 | 2:41.34 | | |
| 67 SWAFFORD, WESLEY | 13 M E LYONS YMCA, OH | 2:38.95 | - | 94 MRAK, NATALIE | 14 FLUSHING YMCA, NY | 2:41.55 | - |
| 1:13.15 | 2:38.95 | | | 1:16.56 | 2:41.55 | | |
| 68 MARKIN, LINDSAY | 15 NW DUPAGE YMCA, IL | 2:39.04 | - | 95 VOGEL, KAREN | 13 BEAVERCREEK Y, OH | 2:41.59 | - |
| 1:14.80 | 2:39.04 | | | 1:16.39 | 2:41.59 | | |
| 69 WARRICK, AMANDA | 15 UPPER MAIN LINE,PA | 2:39.11 | - | 96 PURVIS, KATE | 15 SCHROEDER MIL, WI | 2:41.86 | - |
| 1:14.46 | 2:39.11 | | | 1:16.23 | 2:41.86 | | |
| 70 CRAWFORD, JESSICA | 16 CHESHIRE BR, CT | 2:39.14 | - | 97 MOSHER, CHERIE | 16 SOUTHSIDE VIRGINIA | 2:42.19 | - |
| 1:16.28 | 2:39.14 | | | 1:15.46 | 2:42.19 | | |

1998 NATIONAL YMCA LONG COURSE
SWIMMING CHAMPIONSHIPS

Complete Meet Results-LC Meters

| | | | | | | | | | | | |
|---|--------------------|---------|---------------------|---------|-----|----------------|------------------|---------|--------------------|---------|-----|
| 98 | MAYERCAK, NIKI | 17 | OAK PARK YMCA, MI | 2:42.57 | - | 2:10.60 | 2:10.60 | | | | |
| | 1:17.00 | 2:42.57 | | | | | | | | | |
| 99 | WHITTAM, ELIZABETH | 15 | STATE COLLEGE, PA | 2:42.63 | - | 2:11.06 | 2:11.06 | 2:11.06 | 16 | | |
| | 1:16.66 | 2:42.63 | | | | | | | | | |
| 100 | BOWERS, ELIZABETH | 15 | POWEL CROSLEY, OH | 2:42.71 | - | 2:12.53 | 2:12.53 | 2:12.53 | 15 | | |
| | 1:15.83 | 2:42.71 | | | | | | | | | |
| 101 | DUDLEY, KATHERINE | 13 | WILTON FAMILY, CT | 2:42.83 | - | 2:12.78 | 2:12.78 | 2:12.78 | 14 | | |
| | 1:16.52 | 2:42.83 | | | | | | | | | |
| 102 | ARCHIDIACONO, K. | 17 | N SUB BOSTON, MA | 2:43.03 | - | 2:13.74 | 2:13.74 | 2:13.74 | 13 | | |
| | 1:21.52 | 2:43.03 | | | | | | | | | |
| 103 | LUCAS, KARA | 13 | OAK PARK YMCA, MI | 2:43.05 | - | 2:13.75 | 2:13.75 | 2:13.75 | 12 | | |
| | 1:15.83 | 2:43.05 | | | | | | | | | |
| 104 | PRYJMAK, RENAE | 14 | REGIONAL FAMILY, P | 2:43.12 | - | 2:13.95 | 2:13.95 | 2:13.95 | 11 | | |
| | 1:13.64 | 2:43.12 | | | | | | | | | |
| 105 | VALLANCE, LIZ | 18 | COUNTRYSIDE Y, OH | 2:43.76 | - | * Consolations | | | | | |
| | 1:17.16 | 2:43.76 | | | | 9 | MCCRACKEN, AARON | 15 | NAPERVILLE AREA, I | 2:13.29 | 9 |
| | | | | | | | 2:13.29 | 2:13.29 | | | |
| 106 | KNOPP, LAURA | 14 | WAYNESBORO FAM, VA | 2:43.86 | - | 10 | JANSZEN, DAVID | 14 | POWEL CROSLEY, OH | 2:13.68 | 7 |
| | 1:21.17 | 2:43.86 | | | | | 2:13.68 | 2:13.68 | | | |
| 107 | PANG, ERICA | 13 | TOWSON BRANCH, MD | 2:44.66 | - | 11 | ARBOGAST, TONY | 17 | NW DUPAGE YMCA, IL | 2:14.13 | 6 |
| | 1:20.87 | 2:44.66 | | | | | 2:14.13 | 2:14.13 | | | |
| 108 | MCDONALD, MOLLY | 13 | CATAWBA VALLEY, NC | 2:44.78 | - | 12 | RAMSEY, SEAN | 18 | PARKERSBURG, WV | 2:14.70 | 5 |
| | 1:17.68 | 2:44.78 | | | | | 2:14.70 | 2:14.70 | | | |
| 109 | MCFERRAN, JESSE | 15 | BLUE ASH Y, OH | 2:45.25 | - | 13 | LYNCH, ADAM | 18 | GAMBLE-NIPPERT, OH | 2:15.35 | 4 |
| | 1:17.75 | 2:45.25 | | | | | 2:15.35 | 2:15.35 | | | |
| 110 | WALCZAK, BECKY | 15 | REGIONAL FAMILY, P | 2:45.48 | - | 14 | MCLEOD, GEOFF | 16 | ROANOKE CNTRL, VA | 2:16.31 | 3 |
| | 1:20.11 | 2:45.48 | | | | | 2:16.31 | 2:16.31 | | | |
| 111 | AUSTIN, JENNIFER | 16 | WSTN/CATONSVILLE, M | 2:45.80 | - | 15 | JANSZEN, JOHN | 16 | POWEL CROSLEY, OH | 2:17.88 | 2 |
| | 1:18.56 | 2:45.80 | | | | | 2:17.88 | 2:17.88 | | | |
| 112 | WEBB, ERIN | 16 | GTR GREEN BAY, WI | 2:46.13 | - | 16 | GROSS, MICHAEL | 18 | SO COMM FAM BR, OH | 2:26.59 | 1 |
| | 1:18.42 | 2:46.13 | | | | | 2:26.59 | 2:26.59 | | | |
| 113 | EAMES, LEAH | 16 | KISHWAUKEE, IL | 2:47.13 | - | PL | Name | Age | Team | Prelims | Pts |
| | 1:17.24 | 2:47.13 | | | | | | | | | |
| 114 | GARRATT, BETSY | 17 | PULASKI-HENSEL, VA | 2:47.50 | - | 1 | BOATRIGHT, JEFF | 16 | WAYNESBORO FAM, VA | 2:11.96 | - |
| | | | | | | | 1:02.52 | 2:11.96 | | | |
| 115 | LOCY, CATIE | 15 | APPLETON Y, WI | 2:48.78 | - | 2 | WEIR, SCOTT | 15 | GRAND RAPIDS SE, M | 2:12.09 | - |
| | 1:20.55 | 2:48.78 | | | | | 1:03.00 | 2:12.09 | | | |
| 116 | MENZEL, JACCI | 15 | STEVENS POINT, WI | 2:50.31 | - | 3 | BAICY, JOE | 18 | RALEIGH, NC | 2:12.39 | - |
| | 1:21.56 | 2:50.31 | | | | | 1:02.76 | 2:12.39 | | | |
| 117 | KISSELL, JENNIFER | 18 | OIL CITY YMCA, PA | 2:54.58 | - | 4 | PERRY, WARREN | 17 | RALEIGH, NC | 2:12.67 | - |
| | 1:22.37 | 2:54.58 | | | | | 1:01.47 | 2:12.67 | | | |
| 118 | EYLER, KRISTI | 15 | HARFORD COUNTY, MD | 2:54.72 | - | 5 | PROFFITT, JORDIE | 16 | HENDERSON CO, KY | 2:13.43 | - |
| | 1:20.91 | 2:54.72 | | | | | 1:01.28 | 2:13.43 | | | |
| - | WELSCH, SARAH | 16 | NW DUPAGE YMCA, IL | DQ | - | 6 | MAURER, CHRIS | 17 | READING/BERKS, PA | 2:13.68 | - |
| | 1:17.32 | 2:41.56 | | | | | 1:04.53 | 2:13.68 | | | |
| - | DECKER, ASHLEE | 15 | M E LYONS YMCA, OH | DQ | - | 7 | DESORBO, ANDREW | 16 | ROWAN COUNTY, NC | 2:13.91 | - |
| | | | | | | | 1:02.18 | 2:13.91 | | | |
| ===== | | | | | | | | | | | |
| Event 6 Men 200 IM | | | | | | | | | | | |
| NATIONAL: * 2:08.46 B. WYNN - SPARTANBURG, SC 08/92 | | | | | | | | | | | |
| PL | Name | Age | Team | Finals | Pts | 8 | HEWITT, MIKE | 18 | COUNTRYSIDE Y, OH | 2:14.26 | - |
| | | | | | | | 1:03.85 | 2:14.26 | | | |
| | | | | | | 9 | JANSZEN, DAVID | 14 | POWEL CROSLEY, OH | 2:14.32 | - |
| | | | | | | | 1:02.67 | 2:14.32 | | | |
| * Finals | | | | | | 10 | RAMSEY, SEAN | 18 | PARKERSBURG, WV | 2:14.96 | - |
| 1 | PROFFITT, JORDIE | 16 | HENDERSON CO, KY | 2:09.56 | 20 | | 1:02.83 | 2:14.96 | | | |
| | | | | 2:09.56 | | | | | | | |
| 2 | WEIR, SCOTT | 15 | GRAND RAPIDS SE, M | 2:10.60 | 17 | 11 | MCCRACKEN, AARON | 15 | NAPERVILLE AREA, I | 2:15.76 | - |

1998 NATIONAL YMCA LONG COURSE
SWIMMING CHAMPIONSHIPS

Complete Meet Results-LC Meters

| | | | | | | | |
|----------------------|------------------------|---------|---|----------------------|------------------------|---------|---|
| 1:06.50 | 2:15.76 | | | 1:07.52 | 2:23.11 | | |
| 12 JANSZEN, JOHN | 16 POWEL CROSLEY, OH | 2:16.25 | - | 39 CLARK, IAN | 13 UPPER MAIN LINE, PA | 2:23.83 | - |
| 1:05.13 | 2:16.25 | | | 1:07.91 | 2:23.83 | | |
| 13 ARBOGAST, TONY | 17 NW DUPAGE YMCA, IL | 2:16.63 | - | 40 D'AMORE, CARL | 17 MONTCLAIR YMCA, NJ | 2:24.01 | - |
| 1:05.45 | 2:16.63 | | | 1:06.63 | 2:24.01 | | |
| 14 LYNCH, ADAM | 18 GAMBLE-NIPPERT, OH | 2:16.88 | - | 41 KAUSCHER, ROB | 15 M E LYONS YMCA, OH | 2:24.27 | - |
| 1:05.02 | 2:16.88 | | | 1:10.73 | 2:24.27 | | |
| 15 MCLEOD, GEOFF | 16 ROANOKE CNTRL, VA | 2:17.09 | - | 42 WILLARD, BRAD | 16 WINSTON-SALEM, NC | 2:24.29 | - |
| 1:02.19 | 2:17.09 | | | 1:07.32 | 2:24.29 | | |
| 16 GROSS, MICHAEL | 18 SO COMM FAM BR, OH | 2:17.54 | - | 43 KUETTLER, JOHN | 18 NW DUPAGE YMCA, IL | 2:24.75 | - |
| 1:03.44 | 2:17.54 | | | 1:10.52 | 2:24.75 | | |
| 17 TILLMAN, JEREMY | 15 GTR HOLYOKE, MA | 2:17.68 | - | 44 TIEMEIER, BRIAN | 13 POWEL CROSLEY, OH | 2:24.79 | - |
| 1:08.69 | 2:17.68 | | | 1:09.05 | 2:24.79 | | |
| 17 MERRILL, DANIEL | 17 UPPER MONTGOMERY, M | 2:17.68 | - | 45 DESANDRE, ROBERT | 16 HAMILTON AREA, NJ | 2:24.92 | - |
| 1:06.80 | 2:17.68 | | | 1:07.95 | 2:24.92 | | |
| 19 RODKEY, DREW | 16 RAPPAHONNOCK, VA | 2:17.87 | - | 46 RINK, CHRISTOPHR | 15 WILTON FAMILY, CT | 2:25.27 | - |
| 1:04.75 | 2:17.87 | | | 1:08.12 | 2:25.27 | | |
| 20 CASTILLO, MATTHEW | 15 FLUSHING YMCA, NY | 2:17.99 | - | 47 LASEKE, IAN | 17 GAMBLE-NIPPERT, OH | 2:25.63 | - |
| 1:04.42 | 2:17.99 | | | 1:09.43 | 2:25.63 | | |
| 21 MUSIAK, MATTHEW | 16 GTR HOLYOKE, MA | 2:18.18 | - | 48 ROBINSON, BEN | 15 READING/BERKS, PA | 2:26.02 | - |
| 1:05.60 | 2:18.18 | | | 1:10.29 | 2:26.02 | | |
| 22 BURNS, BRETT | 16 COUNTRYSIDE Y, OH | 2:18.22 | - | 49 KILRAIN, BRENDAN | 18 GTR HOLYOKE, MA | 2:26.09 | - |
| 1:06.19 | 2:18.22 | | | 1:11.29 | 2:26.09 | | |
| 23 MONAGHAN, MICHAEL | 17 SO SHORE QUINCY, MA | 2:19.26 | - | 50 PENNINGA, A.J. | 17 GRAND RAPIDS SE, M | 2:26.60 | - |
| 1:04.37 | 2:19.26 | | | 1:09.43 | 2:26.60 | | |
| 24 NEWCOMB, ROBERT | 17 PULASKI-HENSEL, VA | 2:19.41 | - | 51 SMITH, MATT A | 16 ROANOKE CNTRL, VA | 2:26.72 | - |
| 1:04.77 | 2:19.41 | | | 1:09.76 | 2:26.72 | | |
| 25 RODKEY, MATTHEW | 14 RAPPAHONNOCK, VA | 2:19.98 | - | 52 HEISS, AARON | 17 APPLETON Y, WI | 2:27.20 | - |
| 1:03.94 | 2:19.98 | | | 1:08.94 | 2:27.20 | | |
| 26 TRAUTVETTER, ERIC | 17 NW DUPAGE YMCA, IL | 2:20.40 | - | 53 HOGAN, TIMOTHY | 17 FLUSHING YMCA, NY | 2:28.29 | - |
| 1:06.52 | 2:20.40 | | | 1:11.39 | 2:28.29 | | |
| 27 WATKINS, GEORGE | 16 MONTGOMERY YMCA, A | 2:20.49 | - | 54 WELSH, BRYAN | 15 HAMILTON AREA, NJ | 2:28.36 | - |
| 1:07.39 | 2:20.49 | | | 1:10.33 | 2:28.36 | | |
| 28 TOPITS, JASON | 17 COUNTRYSIDE Y, OH | 2:20.55 | - | 55 HILL, JUSTIN | 15 OAK PARK YMCA, MI | 2:29.25 | - |
| 1:04.67 | 2:20.55 | | | 1:12.24 | 2:29.25 | | |
| 29 HUNTER, CHARLIE | 16 ROANOKE CNTRL, VA | 2:20.63 | - | 56 SELLERS, JAY | 15 REGIONAL FAMILY, P | 2:29.57 | - |
| 1:02.04 | 2:20.63 | | | 1:12.86 | 2:29.57 | | |
| 30 TOREN, JARED | 17 WESTERN MONMOUTH, N | 2:21.06 | - | 57 HARTKE, MATTHEW | 15 MONTCLAIR YMCA, NJ | 2:29.67 | - |
| 1:07.27 | 2:21.06 | | | 1:13.71 | 2:29.67 | | |
| 31 SWIGON, MICHAEL | 17 ROWAN COUNTY, NC | 2:22.35 | - | 58 LIPSCOMB, KENER | 16 RAPPAHONNOCK, VA | 2:29.77 | - |
| 1:06.67 | 2:22.35 | | | 1:09.01 | 2:29.77 | | |
| 32 ROBISON, ZACH | 18 KISHWAUKEE, IL | 2:22.53 | - | 59 STRICHER, ANDREW | 18 BURMINGHAM FAM, MI | 2:29.95 | - |
| 1:07.92 | 2:22.53 | | | 1:12.26 | 2:29.95 | | |
| 33 WHITTAM, BEN | 17 STATE COLLEGE, PA | 2:22.55 | - | 60 MITCHELL, NEVILLE | 13 NEW CANAAN, CT | 2:32.33 | - |
| 1:08.69 | 2:22.55 | | | 1:10.65 | 2:32.33 | | |
| 34 FEINTHEL, CHRIS | 17 MONTCLAIR YMCA, NJ | 2:22.56 | - | 61 SMITHNOSKY, JESSE | 16 WASHINGTON Y, PA | 2:33.11 | - |
| 1:06.13 | 2:22.56 | | | 1:15.16 | 2:33.11 | | |
| 35 KRATSON, MARK | 21 MONTCLAIR YMCA, NJ | 2:22.70 | - | 62 ARMBRUSTER, JAMES | 16 GTR SCRANTON, PA | 2:42.62 | - |
| 1:09.96 | 2:22.70 | | | 1:19.16 | 2:42.62 | | |
| 36 BRUORTON, JEFF | 17 GOLDSBORO YMCA, NC | 2:22.72 | - | - MARK, DOUGLAS | 17 FLUSHING YMCA, NY | DQ | - |
| 1:04.34 | 2:22.72 | | | | | | |
| 37 WALTERS, DANIEL | 16 SOUTHSIDE VIRGINIA | 2:22.99 | - | | | | |
| 1:06.53 | 2:22.99 | | | | | | |
| 38 STRICHER, ERIC | 16 FARMINGTON BR, MI | 2:23.11 | - | | | | |

1998 NATIONAL YMCA LONG COURSE
SWIMMING CHAMPIONSHIPS

Complete Meet Results-LC Meters

=====

Event 7 Women 50 Back
NATIONAL: * 30.24 J. CRISMAN -GRAND RAPIDS SE,MI 08/94

| PL | Name | Age | Team | Finals | Pts |
|----------|--------------------|-----|--------------------|--------|------|
| * Finals | | | | | |
| 1 | BRUZDA, KATIE | 16 | REGIONAL FAMILY, P | 30.81 | 20 |
| 2 | DOLANSKY, LISA | 17 | MONTCLAIR YMCA, NJ | 31.38 | 17 |
| 3 | PANSINI, CHRISTINA | 18 | HAMILTON AREA, NJ | 31.61 | 15.5 |
| 3 | BRAGER, LAURA | 15 | GTR GREEN BAY, WI | 31.61 | 15.5 |
| 5 | JOHNSON, SARA | 16 | BURMINGHAM FAM, MI | 31.70 | 14 |
| 6 | RUTKOWSKI, SARA | 18 | SCHROEDER MIL, WI | 31.82 | 13 |
| 7 | MARTIN, KARA | 15 | STEVENS POINT, WI | 32.02 | 12 |
| 8 | GALE, ALEXA | 16 | SOMERSET HILLS, NJ | 32.22 | 11 |

| PL | Name | Age | Team | Prelims | Pts |
|----------------|--------------------|-----|--------------------|---------|-----|
| * Consolations | | | | | |
| 9 | FIDEN, SARAH | 17 | SO COMM FAM BR, OH | 32.18 | 9 |
| 10 | GOTTSCHALK, ERIN | 13 | WILMINGTON FAM, NC | 32.35 | 7 |
| 11 | ANDRUSKIEWICZ, AMY | 17 | NEWARK YMCA, DE | 32.44 | 6 |
| 12 | KENNEDY, KENDRA | 14 | METUCHEN-EDISON, N | 32.49 | 5 |
| 13 | HOSTETLER, KATIE | 17 | CHAMBERSBURG, PA | 32.68 | 4 |
| 14 | WOESSNER, SUSAN | 17 | SO COMM FAM BR, OH | 32.81 | 3 |
| 15 | GIESEKER, LISA | 17 | POWEL CROSLEY, OH | 32.84 | 2 |
| 16 | BIESTER, CATIE | 16 | RIDLEY AREA, PA | 34.59 | 1 |

| PL | Name | Age | Team | Prelims | Pts |
|----|--------------------|-----|--------------------|---------|-----|
| 1 | DOLANSKY, LISA | 17 | MONTCLAIR YMCA, NJ | 31.14 | - |
| 2 | BRUZDA, KATIE | 16 | REGIONAL FAMILY, P | 31.36 | - |
| 3 | RUTKOWSKI, SARA | 18 | SCHROEDER MIL, WI | 31.88 | - |
| 4 | MARTIN, KARA | 15 | STEVENS POINT, WI | 32.17 | - |
| 5 | JOHNSON, SARA | 16 | BURMINGHAM FAM, MI | 32.20 | - |
| 6 | BRAGER, LAURA | 15 | GTR GREEN BAY, WI | 32.23 | - |
| 7 | GALE, ALEXA | 16 | SOMERSET HILLS, NJ | 32.28 | - |
| 8 | PANSINI, CHRISTINA | 18 | HAMILTON AREA, NJ | 32.30 | - |
| 9 | HOSTETLER, KATIE | 17 | CHAMBERSBURG, PA | 32.50 | - |
| 10 | BIESTER, CATIE | 16 | RIDLEY AREA, PA | 32.53 | - |
| 11 | GOTTSCHALK, ERIN | 13 | WILMINGTON FAM, NC | 32.54 | - |
| 12 | KENNEDY, KENDRA | 14 | METUCHEN-EDISON, N | 32.57 | - |
| 13 | FIDEN, SARAH | 17 | SO COMM FAM BR, OH | 32.58 | - |
| 14 | ANDRUSKIEWICZ, AMY | 17 | NEWARK YMCA, DE | 32.80 | - |
| 15 | WOESSNER, SUSAN | 17 | SO COMM FAM BR, OH | 32.84 | - |
| 16 | SCHAFFER, SARAH E. | 16 | ANNE ARUNDEL CO,MD | 33.06 | - |
| 17 | GIESEKER, LISA | 17 | POWEL CROSLEY, OH | 33.07 | - |
| 18 | THOMAS, DEANNE | 17 | CENTRAL KENTUCKY | 33.08 | - |
| 18 | STOCKS, BAKER | 17 | RALEIGH, NC | 33.08 | - |
| 20 | ZARBA, NICOLE | 14 | BEVERLY REGION, MA | 33.13 | - |
| 21 | CHAN, IRENE | 16 | SOMERSET HILLS, NJ | 33.17 | - |
| 22 | MCCOY, APRIL | 14 | MONTGOMERY YMCA, A | 33.19 | - |
| 23 | CROUCH, SARAH | 17 | CHAMBERS MEM Y, WV | 33.29 | - |
| 24 | HANSBROUGH, MARIE | 17 | RAPPAHONNOCK, VA | 33.33 | - |
| 24 | WHITE, MEGAN | 13 | WEST SHORE YMCA, P | 33.33 | - |
| 26 | FRYER, KATHRYN | 18 | ANNE ARUNDEL CO,MD | 33.37 | - |
| 27 | MORAN, DEVON | 14 | PITTSFIELD FAM, MA | 33.45 | - |

| | | | | | |
|----|--------------------|----|--------------------|-------|---|
| 28 | BARONKIN, LESLIE | 16 | SPARTANBURG, SC | 33.62 | - |
| 29 | WAKEFIELD, S. | 18 | M E LYONS YMCA, OH | 33.68 | - |
| 30 | EMERY, AMY | 15 | COASTLINE BR SE, C | 33.69 | - |
| 31 | BAICY, SARAH | 18 | RALEIGH, NC | 33.72 | - |
| 32 | PITTMAN, JENNIFER | 13 | NEW CANAAN, CT | 33.73 | - |
| 33 | KUZIEL, SOPHIA | 15 | WSTN/CATONSVILLE,M | 33.79 | - |
| 34 | ERTEL, LAURIA | 18 | COUNTRYSIDE Y, OH | 33.80 | - |
| 35 | GUSTAFSON, SHANNA | 17 | APPLETON Y, WI | 33.89 | - |
| 36 | BUSH, NICOLE | 16 | REGIONAL FAMILY, P | 33.90 | - |
| 37 | BARRENTINE, HOLLY | 14 | SO COMM FAM BR, OH | 33.93 | - |
| 38 | COSTA, JODY | 18 | TOWSON BRANCH, MD | 34.05 | - |
| 39 | COLE, BECKY | 15 | STATE COLLEGE, PA | 34.07 | - |
| 40 | DUKE, SUSAN | 15 | WEST SHORE YMCA, P | 34.08 | - |
| 40 | GIBNEY, JESSICA | 14 | WESTERN MONMOUTH,N | 34.08 | - |
| 42 | BURRUSS, KYLA | 14 | DARIEN YMCA, CT | 34.10 | - |
| 42 | IRBY, JENNIFER | 15 | WSTN/CATONSVILLE,M | 34.10 | - |
| 44 | LOWE, KRISTEN | 15 | FRANKFORT Y, KY | 34.12 | - |
| 45 | BARNES, JESSICA | 13 | BRANDYWINE BR, PA | 34.14 | - |
| 46 | REED, STACEY | 13 | NORTH COMMUNITY,OH | 34.18 | - |
| 47 | BANNING-ARNDT, B. | 13 | CHAPEL HL-CARBOR,N | 34.20 | - |
| 48 | CRABTREE, HEATHER | 13 | REGIONAL FAMILY, P | 34.21 | - |
| 48 | PETRUSKA, KELLY | 17 | SPARTANBURG, SC | 34.21 | - |
| 50 | BANNELL, CASSANDRA | 13 | WHEELER REGION, CT | 34.23 | - |
| 51 | MANN, ALEXA | 13 | YORK & YORK CO, PA | 34.27 | - |
| 52 | GROVER, MOLLIE | 17 | WEST SHORE YMCA, P | 34.29 | - |
| 53 | FIELDS, KIMBERLY | 15 | ANNE ARUNDEL CO,MD | 34.32 | - |
| 54 | NONEMAKER, JESSICA | 14 | WEST SHORE YMCA, P | 34.34 | - |
| 55 | FURST, KIM | 16 | NILES-BUCHANAN, MI | 34.36 | - |
| 56 | KOEHN, ASHLEY | 14 | FOND DU LAC, WI | 34.39 | - |
| 57 | MILLER, ALYSSA | 12 | CHAPEL HL-CARBOR,N | 34.45 | - |
| 58 | MILLS, LAUREN | 14 | RALEIGH, NC | 34.46 | - |
| 59 | ZORTMAN, MEGAN | 13 | YORK & YORK CO, PA | 34.48 | - |
| 60 | JOERG, KIM | 16 | SOMERSET HILLS, NJ | 34.50 | - |
| 61 | TIGAR, SARA | 17 | BOYERTOWN AREA, PA | 34.54 | - |
| 62 | PERRY, NATASHA | 18 | MARION COUNTY, FL | 34.59 | - |
| 63 | SAUMS, PATTY | 17 | METUCHEN-EDISON, N | 34.60 | - |
| 64 | GILKISON, EMILY | 18 | M E LYONS YMCA, OH | 34.61 | - |
| 64 | ZUKOWSKI, ALEXIS | 14 | FANWOOD/SCOTCH PLN | 34.61 | - |
| 66 | KAMP, MEGGIE | 12 | POWEL CROSLEY, OH | 34.62 | - |
| 67 | PATTERSON, KATE | 14 | SCHROEDER MIL, WI | 34.65 | - |
| 68 | TOMM, CHRISTIE | 14 | FLUSHING YMCA, NY | 34.69 | - |
| 69 | AMUNDSEN, KRISTIN | 13 | WEST SHORE YMCA, P | 34.72 | - |
| 70 | EICKMAN, MEAGAN | 13 | SPARTANBURG, SC | 34.75 | - |
| 70 | HAWES, MAGGIE | 15 | NEW CANAAN, CT | 34.75 | - |
| 70 | SWEETEA, KATRINA | 14 | FLINT YMCA, MI | 34.75 | - |
| 70 | HUNTEBRINKER, B. | 13 | BLUE ASH Y, OH | 34.75 | - |
| 74 | MANCUS, MARISSA | 17 | GTR SCRANTON, PA | 34.76 | - |
| 75 | BAYLIFF, TORI | 14 | READING/BERKS, PA | 34.78 | - |
| 76 | MILLER, MAI LI | 16 | PLAYGROUND AREA, F | 34.82 | - |
| 77 | SHALLA, AMBER | 13 | FLINT YMCA, MI | 34.93 | - |
| 78 | BOWER, KATHERINE | 18 | HAGERSTOWN, MD | 34.94 | - |
| 79 | HARTNEY, SHANNON | 14 | WILTON FAMILY, CT | 34.96 | - |
| 79 | MORRIS, JESSICA | 16 | WM & H CLIPPARD, O | 34.96 | - |
| 81 | MCCONNELL, BARNET | 17 | WILTON FAMILY, CT | 34.97 | - |

1998 NATIONAL YMCA LONG COURSE
SWIMMING CHAMPIONSHIPS

Complete Meet Results-LC Meters

| | | | | | | | | | | | |
|----------------|-------------------|-----|---------------------|---------|-----|----|--------------------|----|---------------------|-------|---|
| 4 | DADE, SHAWN | 17 | FRANKFORT Y, KY | 28.73 | 15 | 38 | KAMPSCHMIDT, KEVIN | 18 | GAMBLE-NIPPERT, OH | 31.16 | - |
| 5 | LOVERDI, JASON | 17 | RAPPAHONNOCK, VA | 28.92 | 14 | 39 | WAGNER, JEFF | 17 | FANWOOD/SCOTCH PLN | 31.20 | - |
| 6 | GROSS, MICHAEL | 18 | SO COMM FAM BR, OH | 29.08 | 13 | 40 | LAM, ALLEN | 17 | SOMERSET HILLS, NJ | 31.24 | - |
| 7 | BUCKLEY, MATT | 16 | NEWARK YMCA, DE | 29.15 | 12 | 41 | LAMBERT, CHRIS | 16 | PULASKI-HENSEL, VA | 31.27 | - |
| 8 | HOSTERMAN, PHIL | 18 | POWEL CROSLEY, OH | 29.71 | 11 | 42 | BAZYLEWICZ, MIKE | 16 | BEVERLY REGION, MA | 31.33 | - |
| * Consolations | | | | | | 43 | TOMES, MICHAEL | 14 | M E LYONS YMCA, OH | 31.38 | - |
| 9 | BARTELL, BEN | | SCHROEDER MIL, WI | 28.90 | 9 | 44 | MURPHY, BRENDAN | 17 | GAMBLE-NIPPERT, OH | 31.40 | - |
| 10 | SCANLAN, JOHN | 18 | UPPER MAIN LINE, PA | 29.09 | 7 | 45 | LEASSNER, MAX | 15 | BLUE ASH Y, OH | 31.42 | - |
| 11 | HOUCK, BILL | 17 | WEST SHORE YMCA, P | 29.14 | 6 | 46 | ELLIS, MATT | 18 | POCONO FAMILY, PA | 31.49 | - |
| 12 | YARBROUGH, JUSTIN | 14 | WSTN/CATONSVILLE, M | 29.44 | 5 | 46 | BEAUMIER, BILL | 16 | GTR GREEN BAY, WI | 31.49 | - |
| 13 | ENGLE, ANDREW | 17 | CHAMBERS MEM Y, WV | 29.56 | 4 | 48 | DAIL, ZACH | 15 | FRANKFORT Y, KY | 31.53 | - |
| 14 | MURPHY, TIM | 18 | M E LYONS YMCA, OH | 29.59 | 3 | 49 | TENBRINK, KELLY | 16 | WM & H CLIPPARD, O | 31.56 | - |
| 15 | HIGHSTROM, GREG | 16 | SCHROEDER MIL, WI | 29.75 | 2 | 50 | MCGLASTON, L. | 14 | HOCKOMOCK AREA, MA | 31.64 | - |
| 16 | UNDERWOOD, ANDY | 16 | HENDERSON CO, KY | 29.77 | 1 | 50 | SAMPLE, JEREMY | 17 | SHENANGO VAL, PA | 31.64 | - |
| | | | | | | 52 | POLK, WILLIE | 17 | BEAVERCREEK Y, OH | 31.71 | - |
| PL | Name | Age | Team | Prelims | Pts | 53 | ADCOCK, ZACHARY | 15 | GRAND PRAIRIE, TX | 31.80 | - |
| 1 | OGLESBY, MATT | 18 | GENEVA LAKES, WI | 28.34 | - | 54 | SOUCIE, DAN | 15 | OLD TOWN-ORONO, ME | 31.83 | - |
| 2 | LOVERDI, JASON | 17 | RAPPAHONNOCK, VA | 28.98 | - | 55 | EUBANK, JACOB | 16 | SO TOLEDO BR, OH | 31.86 | - |
| 3 | MANN, JIM | 17 | INDIANA COUNTY, PA | 29.13 | - | 56 | PINKSTON, BEN | 16 | SOUTHSIDE VIRGINIA | 31.94 | - |
| 4 | GROSS, MICHAEL | 18 | SO COMM FAM BR, OH | 29.24 | - | 57 | SCHNEIDER, JEFFREY | 15 | SO SHORE QUINCY, MA | 31.97 | - |
| 5 | BUCKLEY, MATT | 16 | NEWARK YMCA, DE | 29.38 | - | 57 | MOORE, CAMERON | 15 | SO COMM FAM BR, OH | 31.97 | - |
| 6 | DADE, SHAWN | 17 | FRANKFORT Y, KY | 29.59 | - | 59 | DIONNE, LANCE | 17 | GTR MANCHESTER, NH | 32.00 | - |
| 7 | SARGENT, WILLIAM | 17 | BURMINGHAM FAM, MI | 29.60 | - | 60 | HAASE, JASON | 16 | SOUTHSIDE VIRGINIA | 32.02 | - |
| 8 | HOSTERMAN, PHIL | 18 | POWEL CROSLEY, OH | 29.64 | - | 61 | PRIOR, ANDY | 16 | STATE COLLEGE, PA | 32.03 | - |
| 9 | MURPHY, TIM | 18 | M E LYONS YMCA, OH | 29.71 | - | 62 | SPARKS, ROBERT | 14 | M E LYONS YMCA, OH | 32.05 | - |
| 10 | HYMAN, JASON | 16 | WESTERN MONMOUTH, N | 29.79 | - | 63 | HWAN, PETER | 18 | GTR SCRANTON, PA | 32.24 | - |
| 11 | ENGLE, ANDREW | 17 | CHAMBERS MEM Y, WV | 29.80 | - | 64 | CULP, GEOFF | 16 | GENEVA LAKES, WI | 32.28 | - |
| 12 | HIGHSTROM, GREG | 16 | SCHROEDER MIL, WI | 29.98 | - | 65 | MORRISON-MCKELL, T | 16 | SO COMM FAM BR, OH | 32.32 | - |
| 13 | UNDERWOOD, ANDY | 16 | HENDERSON CO, KY | 30.00 | - | 66 | MAKI, BOB | 16 | SO CHESTER CTY, PA | 32.35 | - |
| 13 | SCANLAN, JOHN | 18 | UPPER MAIN LINE, PA | 30.00 | - | 67 | GRESHOLDT, MARK | 16 | KISHWAUKEE, IL | 32.38 | - |
| 15 | HOUCK, BILL | 17 | WEST SHORE YMCA, P | 30.10 | - | 68 | LAWRENCE, TODD | 14 | COUNTRYSIDE Y, OH | 32.46 | - |
| 16 | BOXER, ERIC | 16 | READING/BERKS, PA | 30.20 | - | 69 | LONDONO, LEO | 15 | LAKE COUNTY, IL | 32.51 | - |
| 17 | HERMAN, BRIAN | 18 | WEST SHORE YMCA, P | 30.21 | - | 69 | KLEINERT, MIKE | 17 | METUCHEN-EDISON, N | 32.51 | - |
| 18 | YARBROUGH, JUSTIN | 14 | WSTN/CATONSVILLE, M | 30.23 | - | 71 | VIRGO, ERROL | 15 | HUNTINGTON TWP, NY | 32.53 | - |
| 19 | DELANEY, BROCK | 16 | OAK PARK YMCA, MI | 30.24 | - | 71 | WILLIAMS, PETER | 14 | YORK & YORK CO, PA | 32.53 | - |
| 20 | THOMAS, GREG | 17 | GAMBLE-NIPPERT, OH | 30.27 | - | 73 | LEONARDI, TIM | 17 | WASHINGTON Y, PA | 32.55 | - |
| 21 | FARROW, JAMIE | 16 | WILMINGTON FAM, NC | 30.31 | - | 74 | KARELUS, CHRIS | 18 | FANWOOD/SCOTCH PLN | 32.61 | - |
| 22 | LANSER, CASEY | 17 | GRAND RAPIDS SE, M | 30.39 | - | 75 | POLLENZ, SHAUN | 15 | RALEIGH, NC | 32.63 | - |
| 23 | WHITE, CHAD | 15 | WEST SHORE YMCA, P | 30.42 | - | 76 | HAUPTMAN, RYAN | 13 | FANWOOD/SCOTCH PLN | 32.65 | - |
| 24 | HOPKINS, SEAN | 18 | WEST SHORE YMCA, P | 30.43 | - | 77 | WIGLESWORTH, JOSH | 16 | FRANKFORT Y, KY | 32.69 | - |
| 25 | EDELL, STEVE | 17 | SOMERSET HILLS, NJ | 30.47 | - | 77 | PUNCH, MATT | 16 | BLUE ASH Y, OH | 32.69 | - |
| 26 | BOTHEM, DAVID | 17 | HAMILTON AREA, NJ | 30.56 | - | 79 | MITCHELL, NEVILLE | 13 | NEW CANAAN, CT | 32.71 | - |
| 27 | CROW, TRAVIS | 18 | SCHROEDER MIL, WI | 30.58 | - | 80 | TRUMP, MICHAEL | 15 | YORK & YORK CO, PA | 32.75 | - |
| 28 | LAZZARA, LARRY | 17 | MONTCLAIR YMCA, NJ | 30.65 | - | 81 | RAINAUD, TEDDY | 12 | CHESHIRE BR, CT | 32.81 | - |
| 29 | GIARRATANO, JAMES | 16 | METUCHEN-EDISON, N | 30.72 | - | 81 | HAAR, GREG | 15 | SCHROEDER MIL, WI | 32.81 | - |
| 30 | LANG, ALEX | 18 | RAPPAHONNOCK, VA | 30.73 | - | 83 | BALMER, THOMAS | 14 | PIEDMONT FAMILY, V | 32.82 | - |
| 31 | FEINTHEL, CHRIS | 17 | MONTCLAIR YMCA, NJ | 30.75 | - | 84 | LESKO, GEORGE | 14 | REGIONAL FAMILY, P | 32.88 | - |
| 31 | CHEWNING, RYAN | 15 | RAPPAHONNOCK, VA | 30.75 | - | 85 | D'ANNUNZIO, M. | 14 | FLUSHING YMCA, NY | 33.00 | - |
| 33 | BARTELL, BEN | | SCHROEDER MIL, WI | 30.87 | - | 86 | HIGHAM, LANCE | 16 | KISHWAUKEE, IL | 33.01 | - |
| 34 | ALEXANDER, ANDY | 17 | M E LYONS YMCA, OH | 30.90 | - | 87 | BLOHM, KURT | 15 | COUNTRYSIDE Y, OH | 33.02 | - |
| 35 | HOYLE, JON | 15 | CHAPEL HL-CARBOR, N | 30.94 | - | 88 | MELNICK, DAN | 17 | GTR MANCHESTER, NH | 33.03 | - |
| 36 | DELLAGIOVANNA, B. | 16 | FLUSHING YMCA, NY | 30.98 | - | 88 | DIEBOLD, RICHARD | 15 | PLAYGROUND AREA, F | 33.03 | - |
| 37 | BIZZARRO, PAUL | 18 | BEAVERCREEK Y, OH | 31.08 | - | 90 | MORTON, TYLER | 15 | BEAVERCREEK Y, OH | 33.06 | - |
| | | | | | | 91 | JONES, CHRIS | 14 | HAZLETON YMCA, PA | 33.10 | - |

1998 NATIONAL YMCA LONG COURSE
SWIMMING CHAMPIONSHIPS

Complete Meet Results-LC Meters

| | | | | | | | |
|------------------------|------------------------|-------|---|----------------------|-----------------------|-------|---|
| 92 DIMICHELE, ANDREW | 15 BEVERLY REGION, MA | 33.12 | - | 146 FAUBELL, CHRIS | 13 HAMILTON AREA, NJ | 34.76 | - |
| 93 PROTAS, JOHN | 14 WEST SHORE YMCA, P | 33.14 | - | 147 HUBER, CHARLIE | 14 POWEL CROSLEY, OH | 34.77 | - |
| 93 HARVEY, TODD | 18 REGIONAL FAMILY, P | 33.14 | - | 147 HAYDEN, TIMOTHY | 13 GTR SCRANTON, PA | 34.77 | - |
| 95 CHAMBERS, MATTHEW | 13 KISHWAUKEE, IL | 33.16 | - | 149 MAUE, GEORGE | 14 HAZLETON YMCA, PA | 34.79 | - |
| 96 BYRNES, MICHAEL | 14 POWEL CROSLEY, OH | 33.17 | - | 149 PRINCE, COREY | 16 STEVENS POINT, WI | 34.79 | - |
| 97 DANFORTH, MITCH | 13 RALEIGH, NC | 33.19 | - | 149 MOONEY, JOE | 16 GAMBLE-NIPPERT, OH | 34.79 | - |
| 98 NEUBAUER, QUINTIN | 14 BLUE ASH Y, OH | 33.22 | - | 152 EAMES, BRENT | 14 KISHWAUKEE, IL | 34.88 | - |
| 99 ST JULES, TOM | 15 AURORA FAMILY, IL | 33.27 | - | 153 MUELLER, ADAM | 15 HARFORD COUNTY, MD | 34.91 | - |
| 99 KAUFFMAN, JASON | 15 SO COMM FAM BR, OH | 33.27 | - | 153 VOLOSIN, PETER | 12 ROANOKE CNTRL, VA | 34.91 | - |
| 99 SHARKEY, BRIAN | 13 METUCHEN-EDISON, N | 33.27 | - | 155 MORRISON, AARON | 17 COUNTRYSIDE Y, OH | 34.94 | - |
| 102 WILSON, CHAD | 15 OAK PARK YMCA, MI | 33.29 | - | 156 THROCKMORTON, G. | 13 PULASKI-HENSEL, VA | 35.09 | - |
| 103 MESAVAGE, PETER | 15 STRATFORD YMCA, CT | 33.30 | - | 157 ANDERSON, ALEX | 14 LA CROSSE AREA, WI | 35.11 | - |
| 104 BRADFORD, PATRICK | 16 WINSTON-SALEM, NC | 33.33 | - | 158 HUEY, DANNY | 14 WM & H CLIPPARD, O | 35.13 | - |
| 105 GARBACK, BEN | 14 HARFORD COUNTY, MD | 33.34 | - | 159 WURSTHORN, ERIC | 17 FLUSHING YMCA, NY | 35.24 | - |
| 106 KARABIN, DAVID | 13 NEW CANAAN, CT | 33.36 | - | 160 BURANT, RYAN | 18 STEVENS POINT, WI | 35.32 | - |
| 107 HENKEL, JONATHAN | 13 POWEL CROSLEY, OH | 33.42 | - | 161 KOSLOSKY, KEVIN | 13 WILTON FAMILY, CT | 35.36 | - |
| 107 BRUNNER, WILLIAM | 14 PULASKI-HENSEL, VA | 33.42 | - | 162 ZARRILLI, MIKE | 15 NEW CANAAN, CT | 35.42 | - |
| 109 YARRINGTON, DANIEL | 15 HAMILTON AREA, NJ | 33.44 | - | 163 WONG, PHILLIP | 13 NEWARK YMCA, DE | 35.51 | - |
| 109 HITCHCOCK, JIM | 18 WASHINGTON Y, PA | 33.44 | - | 164 CROSNICKER, MARK | 15 RAPPAHONNOCK, VA | 35.53 | - |
| 111 RYBERG, RANDY | 16 BEAVERCREEK Y, OH | 33.45 | - | 165 MEYER, BRIAN | 15 WM & H CLIPPARD, O | 35.63 | - |
| 111 BARNES, STEVEN | 15 BRANDYWINE BR, PA | 33.45 | - | 166 NEAD, KEVIN | 12 COUNTRYSIDE Y, OH | 35.77 | - |
| 113 BRAY, NATHAN | 13 BOYERTOWN AREA, PA | 33.60 | - | - SPITTLER, FELIX | 14 CENTRAL KENTUCKY | DQ | - |
| 114 ENGERMAN, JASON | 14 FLUSHING YMCA, NY | 33.62 | - | - HAUSLANDEN, DOUG | 16 M E LYONS YMCA, OH | NT | - |
| 115 EHRENS, KARL | 17 SO SHORE QUINCY, MA | 33.65 | - | | | | |
| 116 SCOTT, JOHN | 13 MONTGOMERY YMCA, A | 33.66 | - | | | | |
| 116 NENADICH, ANDREW | 17 FLUSHING YMCA, NY | 33.66 | - | | | | |
| 118 THROCKMORTON, COLE | 15 PULASKI-HENSEL, VA | 33.68 | - | | | | |
| 119 BELANGER, MATT | 14 NEW CANAAN, CT | 33.70 | - | | | | |
| 120 LISTON, GREY | 13 RALEIGH, NC | 33.74 | - | | | | |
| 120 VALETOV, ANATOLI | 19 STATE COLLEGE, PA | 33.74 | - | | | | |
| 122 RATHGEBER, G. | 12 CHESHIRE BR, CT | 33.90 | - | | | | |
| 123 RICHARDI, ANDREW | 16 MORRIS CENTER, NJ | 33.92 | - | | | | |
| 124 REINIG, SCOTT | 16 SOMERSET HILLS, NJ | 33.94 | - | | | | |
| 125 HUMPHREY, BEN | 14 WINSTON-SALEM, NC | 34.04 | - | | | | |
| 126 KOSCIANSKI, RYAN | 13 POWEL CROSLEY, OH | 34.05 | - | | | | |
| 127 HOUCHIN, JOE | 13 RALEIGH, NC | 34.11 | - | | | | |
| 127 RESTIVO, ZACHARY | 17 FLUSHING YMCA, NY | 34.11 | - | | | | |
| 129 TIERNEY, SEAN | 14 FAIRFIELD YMCA, CT | 34.12 | - | | | | |
| 130 CINKEWICZ, MIKE | 16 FANWOOD/SCOTCH PLN | 34.15 | - | | | | |
| 131 COSGROVE, BRAD | 18 JOLIET AREA, IL | 34.18 | - | | | | |
| 132 SCOTT, DAVID | 13 YAKIMA FAMILY, WA | 34.26 | - | | | | |
| 133 MURPHY, BEN | 14 MEADVILLE YMCA, PA | 34.32 | - | | | | |
| 134 SMITH, REED | 14 SO CHESTER CTY, PA | 34.44 | - | | | | |
| 135 LEBLANC, ANDREW | 16 BEVERLY REGION, MA | 34.45 | - | | | | |
| 135 ALLISON, MICHAEL | 14 YORK & YORK CO, PA | 34.45 | - | | | | |
| 137 HEIM, RICHARD | 15 ANNE ARUNDEL CO, MD | 34.46 | - | | | | |
| 138 HUEY, KEVIN | 16 WM & H CLIPPARD, O | 34.48 | - | | | | |
| 139 HOWARD, JARED | 15 CENTRAL KENTUCKY | 34.49 | - | | | | |
| 139 DUFFY, RORY | 16 POCONO FAMILY, PA | 34.49 | - | | | | |
| 141 LIBERTINY, NICK | 14 NEW CANAAN, CT | 34.50 | - | | | | |
| 142 NEWCOMB, WILLIAM | 14 PULASKI-HENSEL, VA | 34.61 | - | | | | |
| 143 SCHOBORG, JIM | 16 GAMBLE-NIPPERT, OH | 34.64 | - | | | | |
| 144 NETTLING, BILLY | 14 COUNTRYSIDE Y, OH | 34.68 | - | | | | |
| 145 KENWORTHY, ROSS | 13 BRANDYWINE BR, PA | 34.71 | - | | | | |

Event 9 Women 200 R-Medley

NATIONAL: * 2:02.63 GRAND RAPIDS, MI 08/94

PL Name Team Finals Pts

* Finals

| | | | |
|-------------------|---------------------|-----------------------|----|
| 1 Y5023 | SO COMM FAM BR, OH | 2:02.76 | 40 |
| | FIDEN, SARAH-17 | JONES, KELLY-15 | |
| | GEOROFF, ANDREA-15 | WOESSNER, SUSAN-17 | |
| | 1:06.40 | 2:02.76 | |
| 2 Y4817 | M E LYONS YMCA, OH | 2:03.88 | 34 |
| | SWAFFORD, WESLEY-13 | MULSHINE, BARB-18 | |
| | ROSS, LEAH-17 | GILKISON, EMILY-18 | |
| | 1:06.60 | 2:03.88 | |
| 3 Y7125 | SCHROEDER MIL, WI | 2:04.10 | 32 |
| | RUTKOWSKI, SARA-18 | PURVIS, MEGHAN-18 | |
| | KELLEY, HEATHER-17 | PETRIC, SARA-14 | |
| | 1:07.95 | 2:04.10 | |
| 4 SPARTANBURG, SC | SPARTANBURG, SC | 2:05.95 | 30 |
| | BARONKIN, LESLIE-16 | BOURGEOIS, AMANDA-16 | |
| | HOLMAN, MEREDITH-15 | CHAPMAN, JANE-18 | |
| | 1:08.46 | 2:05.95 | |
| 5 Y3791 | MONTCLAIR YMCA, NJ | 2:06.60 | 28 |
| | DOLANSKY, LISA-17 | LANGAN, SARAH-16 | |
| | KNOX, SUSANNAH-14 | ASHENFELTER, LYNNE-15 | |
| | 1:07.19 | 2:06.60 | |
| 6 Y5637 | WEST SHORE YMCA, P | 2:06.91 | 26 |
| | WHITE, MEGAN-13 | BIANCO, LIANE-13 | |
| | FISHER, SARAH-13 | GROVER, MOLLIE-17 | |
| | 1:07.68 | 2:06.91 | |

1998 NATIONAL YMCA LONG COURSE
SWIMMING CHAMPIONSHIPS

Complete Meet Results-LC Meters

| PL | Name | Team | Prelims | Pts |
|----------------|----------------------|----------------------|---------|-----|
| 7 | Y4622 | WILMINGTON FAM, NC | 2:06.96 | 24 |
| | GOTTSCHALK, ERIN-13 | HUGHES, MARGARET-15 | | |
| | HONMA, KRISTEN-16 | CURRAN, CAROLINE-17 | | |
| | 1:08.17 | 2:06.96 | | |
| 8 | HAGERSTOWN, MD | HAGERSTOWN, MD | 2:07.66 | 22 |
| | BOWER, KATHERINE-18 | GRIFFITH, ALLISON-16 | | |
| | CARROLL, EMILY-14 | SAPPEY, LISA-15 | | |
| | 1:10.70 | 2:07.66 | | |
| * Consolations | | | | |
| 9 | Y1840 | NAPERVILLE AREA, I | 2:05.59 | 18 |
| | O'FALLON, SARA-17 | SOUPPA, KRISTIN-16 | | |
| | WARE, MAGGIE-15 | BUHRANDT, MOLLY-16 | | |
| | 1:08.02 | 2:05.59 | | |
| 10 | Y3915 | SOMERSET HILLS, NJ | 2:07.01 | 14 |
| | GALE, ALEXA-16 | SKODA, ALEXIS-15 | | |
| | CHAN, IRENE-16 | SCHEPPKE, KATE-18 | | |
| | 1:07.89 | 2:07.01 | | |
| 11 | Y1025 | WILTON FAMILY, CT | 2:07.79 | 12 |
| | KENNEDY, KERRY-15 | DUGGAN, SHANNON-14 | | |
| | TAFT, LAUREN-14 | DUDLEY, LAUREN-17 | | |
| | 1:10.05 | 2:07.79 | | |
| 12 | Y4256 | FLUSHING YMCA, NY | 2:07.99 | 10 |
| | TOMM, CHRISTIE-14 | DELMUNDO, MARIA-14 | | |
| | MADONIA, REGAN-18 | GERBER, STEFANIE-13 | | |
| | 1:09.68 | 2:07.99 | | |
| 13 | Y4815 | GAMBLE-NIPPERT, OH | 2:08.03 | 8 |
| | SANDER, KRISTIN-18 | HUNTER, KATIE-15 | | |
| | MCHUGH, CAROLYN-15 | GRIFFITH, LAUREN-16 | | |
| | 1:09.06 | 2:08.03 | | |
| 14 | Y5908 | BOYERTOWN AREA, PA | 2:08.09 | 6 |
| | KROH, COURTNEY-16 | MOATZ, LESLIE-15 | | |
| | SCHOCK, MARY-17 | DOLAN, BECKY-17 | | |
| | 1:09.71 | 2:08.09 | | |
| 15 | Y6795 | ROANOKE CNTRL, VA | 2:09.36 | 4 |
| | MENKEDICK, KRISTA-14 | NEIGHBORS, ASHLEY-15 | | |
| | SPRADLIN, JAMIE-16 | MCGUIRE, BERNETTA-14 | | |
| | 1:10.98 | 2:09.36 | | |
| - | Y0118 | MONTGOMERY YMCA, A | DQ | - |
| | MCCOY, APRIL-14 | WHEATLEY, AMY-13 | | |
| | FIGH, LEIGH-17 | BURNETT, M.C.-16 | | |
| | 1:10.07 | 2:08.90 | | |
| 4 | Y4622 | WILMINGTON FAM, NC | 2:06.45 | - |
| | HONMA, KRISTEN-16 | HUGHES, MARGARET-15 | | |
| | HONMA, KRISTEN-16 | CURRAN, CAROLINE-17 | | |
| | 1:07.97 | 2:06.45 | | |
| 5 | SPARTANBURG, SC | SPARTANBURG, SC | 2:06.87 | - |
| | BARONKIN, LESLIE-16 | BOURGEOIS, AMANDA-16 | | |
| | HOLMAN, MEREDITH-15 | CHAPMAN, JANE-18 | | |
| | 1:09.40 | 2:06.87 | | |
| 6 | Y3791 | MONTCLAIR YMCA, NJ | 2:07.37 | - |
| | DOLANSKY, LISA-17 | LANGAN, SARAH-16 | | |
| | KNOX, SUSANNAH-14 | ASHENFELTER, LYNN-15 | | |
| | 1:07.66 | 2:07.37 | | |
| 7 | Y5637 | WEST SHORE YMCA, P | 2:07.61 | - |
| | WHITE, MEGAN-13 | BIANCO, LIANE-13 | | |
| | FISHER, SARAH-13 | GROVER, MOLLIE-17 | | |
| | 1:07.85 | 2:07.61 | | |
| 8 | HAGERSTOWN, MD | HAGERSTOWN, MD | 2:07.65 | - |
| | BOWER, KATHERINE-18 | GRIFFITH, ALLISON-16 | | |
| | CARROLL, EMILY-14 | SAPPEY, LISA-15 | | |
| | 1:11.65 | 2:07.65 | | |
| 9 | Y1840 | NAPERVILLE AREA, I | 2:07.96 | - |
| | BUHRANDT, MOLLY-16 | SOUPPA, KRISTIN-16 | | |
| | WARE, MAGGIE-15 | WOYTOWYCH, DEEDEE-16 | | |
| | 1:09.40 | 2:07.96 | | |
| 10 | Y3915 | SOMERSET HILLS, NJ | 2:08.11 | - |
| | GALE, ALEXA-16 | SKODA, ALEXIS-15 | | |
| | CHAN, IRENE-16 | SCHEPPKE, KATE-18 | | |
| | 1:08.38 | 2:08.11 | | |
| 11 | Y1025 | WILTON FAMILY, CT | 2:08.30 | - |
| | DUDLEY, LAUREN-17 | DUGGAN, SHANNON-14 | | |
| | TAFT, LAUREN-14 | KENNEDY, KERRY-15 | | |
| | 1:10.04 | 2:08.30 | | |
| 12 | Y5908 | BOYERTOWN AREA, PA | 2:08.45 | - |
| | KROH, COURTNEY-16 | MOATZ, LESLIE-15 | | |
| | SCHOCK, MARY-17 | DOLAN, BECKY-17 | | |
| | 1:09.89 | 2:08.45 | | |
| 13 | Y4256 | FLUSHING YMCA, NY | 2:08.47 | - |
| | TOMM, CHRISTIE-14 | DELMUNDO, MARIA-14 | | |
| | MADONIA, REGAN-18 | GERBER, STEFANIE-13 | | |
| | 1:10.10 | 2:08.47 | | |
| 14 | Y4815 | GAMBLE-NIPPERT, OH | 2:08.80 | - |
| | SANDER, KRISTIN-18 | HUNTER, KATIE-15 | | |
| | MCHUGH, CAROLYN-15 | GRIFFITH, LAUREN-16 | | |
| | 1:09.82 | 2:08.80 | | |
| 15 | Y0118 | MONTGOMERY YMCA, A | 2:09.27 | - |
| | MCCOY, APRIL-14 | WHEATLEY, AMY-13 | | |
| | FIGH, LEIGH-17 | BURNETT, M.C.-16 | | |
| | 1:10.44 | 2:09.27 | | |
| 16 | Y6795 | ROANOKE CNTRL, VA | 2:09.32 | - |
| | MENKEDICK, KRISTA-14 | NEIGHBORS, ASHLEY-15 | | |
| | SPRADLIN, JAMIE-16 | MCGUIRE, BERNETTA-14 | | |
| | 1:10.53 | 2:09.32 | | |

1998 NATIONAL YMCA LONG COURSE
SWIMMING CHAMPIONSHIPS

Complete Meet Results-LC Meters

| | | | | | |
|-----------------------|-----------------------|---------|---|-----------------------|----------------------------|
| 17 RALEIGH, NC | RALEIGH, NC | 2:09.58 | - | ANDRUSKIEWICZ, AMY-17 | PLUMMER, MELLISSA-16 |
| STOCKS, BAKER-17 | STONE, DANLEY-17 | | | 1:10.66 | 2:11.85 |
| NICHOLS, RUTH-15 | POLLENZ, JAMIE-17 | | | 31 Y2648 | BEVERLY REGION, MA 2:12.54 |
| 1:10.97 | 2:09.58 | | | ZARBA, NICOLE-14 | DICKIE, HANNAH-14 |
| 18 Y5025 | COUNTRYSIDE Y, OH | 2:09.61 | - | BURKE, ERIN-17 | DAVIDSON, JESSICA-13 |
| KEEVER, BRANDY-15 | SMITH, KIM-16 | | | 1:12.76 | 2:12.54 |
| SEVERSON, KATIE-16 | NAGY, CHRISTINA-16 | | | 32 DARIEN YMCA, CT | DARIEN YMCA, CT 2:12.58 |
| 1:10.28 | 2:09.61 | | | CLOSE, KAREN-15 | CRAUMER, CAITLIN-15 |
| 19 Y2365 | CENTRAL KENTUCKY | 2:09.81 | - | THELIN, TOREY-13 | BURRUSS, KYLA-14 |
| THOMAS, DEANNE-17 | FAHS, STEPHANIE-14 | | | 1:12.26 | 2:12.58 |
| ALLEN, AMY-14 | DUFFY, MEGHAN-16 | | | 33 Y6807 | WAYNESBORO FAM, VA 2:12.95 |
| 1:11.38 | 2:09.81 | | | MATTHEWS, MELANIE-17 | KNOPP, LAURA-14 |
| 20 Y1205 | PLAYGROUND AREA, F | 2:09.84 | - | SNYDER, AUTUM-16 | GLOVER, BETHANY-15 |
| NAGY, BETSY-17 | RASOR, HEATHER-15 | | | 1:11.41 | 2:12.95 |
| RASOR, TONYA-16 | MILLER, MAI LI-16 | | | 34 FRANKFORT Y, KY | FRANKFORT Y, KY 2:13.02 |
| 1:10.22 | 2:09.84 | | | LOWE, KRISTEN-15 | FOSTER, ELIZABETH-14 |
| 21 Y5923 | REGIONAL FAMILY, P | 2:09.90 | - | ZERHUSEN, MEGAN-18 | MCCAULEY, MEREDITH-17 |
| BRUZDA, KATIE-16 | DU, CRYSTAL-13 | | | 1:14.01 | 2:13.02 |
| BANKOVICH, BETHANY-15 | PRYJMAK, RENAE-14 | | | 35 BLUE ASH Y, OH | BLUE ASH Y, OH 2:13.25 |
| 1:09.47 | 2:09.90 | | | HUNTEBRINKER, B.-13 | HAUSER, PAULA-18 |
| 22 Y3765 | HAMILTON AREA, NJ | 2:10.01 | - | URSINI, JILL-15 | KAIL, MELANIE-18 |
| PANSINI, CHRISTINA-18 | DEVLIN, ERIN-12 | | | 1:12.62 | 2:13.25 |
| MEIRS, JULIE-17 | SWANEY, ANDREA-14 | | | 36 Y7169 | STEVENS POINT, WI 2:13.32 |
| 1:10.23 | 2:10.01 | | | MARTIN, KARA-15 | MENZEL, JACCI-15 |
| 23 Y2583 | ANNE ARUNDEL CO, MD | 2:10.17 | - | BURANT, APRIL-16 | POTTER, ELIZABETH-15 |
| KAVETSKY, ANNA-14 | SCHAFFER, SARAH-14 | | | 1:11.53 | 2:13.32 |
| AGUIAR, NICOLE-17 | SCHAFFER, SARAH E.-16 | | | 37 FLINT YMCA, MI | FLINT YMCA, MI 2:13.54 |
| 1:11.00 | 2:10.17 | | | SWEEZEA, KATRINA-14 | GLISH, KELLY-12 |
| 24 Y4827 | POWEL CROSLEY, OH | 2:10.77 | - | KORSEDAL, LIZ-15 | COWEN, ABBEY-17 |
| GIESEKER, LISA-17 | BROXTERMAN, CINDY-17 | | | 1:14.28 | 2:13.54 |
| REYNOLDS, MICHELLE-15 | WETZEL, MIKALA-18 | | | 38 Y2957 | BURMINGHAM FAM, MI 2:13.56 |
| 1:11.24 | 2:10.77 | | | JOHNSON, AMANDA A-13 | JOHNSON, SARA-16 |
| 25 Y3783 | METUCHEN-EDISON, N | 2:10.81 | - | BEALS, KIM-15 | KAZNECKI, LAURA-17 |
| KENNEDY, KENDRA-14 | PATTERSON, RYAN-14 | | | 1:14.62 | 2:13.56 |
| DEFREESE, MICHELLE-17 | SAUMS, PATTY-17 | | | 39 Y7093 | MASISON WEST, WI 2:13.78 |
| 1:10.81 | 2:10.81 | | | LYNAM, COURTNEY-15 | GLAZE, KATE-14 |
| 26 Y5967 | UPPER MAIN LINE, PA | 2:11.26 | - | LIEBMANN, KATIE-15 | DEVRIES, JULIE-14 |
| REED, SARAH-15 | FOGLIZZO, DIANE-14 | | | 1:12.35 | 2:13.78 |
| NELSON, KATHLEEN-13 | EDWARDS, SUSAN-16 | | | 40 Y7073 | LA CROSSE AREA, WI 2:13.82 |
| 1:12.83 | 2:11.26 | | | BENSON, BRITA-15 | TIERNEY, LIZ-17 |
| 27 Y1843 | NW DUPAGE YMCA, IL | 2:11.45 | - | HARRIS, HEATHER-15 | RIBERICH, CHANDRA-16 |
| MILLER, SHANNON-15 | WELSCH, SARAH-16 | | | 1:13.33 | 2:13.82 |
| COOPER, MARY-18 | HECKINGER, JESSICA-15 | | | 41 CHESHIRE BR, CT | CHESHIRE BR, CT 2:13.88 |
| 1:10.33 | 2:11.45 | | | MARTIN, KATIE-16 | FRANCIS, LISA-17 |
| 28 Y3031 | GRAND RAPIDS SE, M | 2:11.83 | - | CRAWFORD, JESSICA-16 | MCLELLAN, ASHLEY-13 |
| SEXTON, KELLY-16 | GRAHAM, LARISA-15 | | | 1:12.64 | 2:13.88 |
| SANDMANN, LEAH-17 | PIETRAS, MELISSA-16 | | | 42 NEW CANAAN, CT | NEW CANAAN, CT 2:13.90 |
| 1:12.21 | 2:11.83 | | | HAWES, MAGGIE-15 | HAMM, KATHLEEN-13 |
| 28 Y5995 | YORK & YORK CO, PA | 2:11.83 | - | WILLIAMS, LAURA-14 | PITTMAN, JENNIFER-13 |
| ZORTMAN, MEGAN-13 | SMITH, AMANDA-15 | | | 1:12.99 | 2:13.90 |
| MANN, ALEXA-13 | WILLIAMS, JENNIFER-16 | | | 43 Y6712 | RAPPAHONNOCK, VA 2:13.99 |
| 1:10.97 | 2:11.83 | | | HANSBROUGH, MARIE-17 | WALL, LESLEY-15 |
| 30 NEWARK YMCA, DE | NEWARK YMCA, DE | 2:11.85 | - | ATKINSON, MICHELLE-15 | JONES, TAMARA-16 |
| BAILEY, AMBER-16 | KUCZMARSKI, KATIE-14 | | | 1:12.63 | 2:13.99 |

1998 NATIONAL YMCA LONG COURSE
SWIMMING CHAMPIONSHIPS

Complete Meet Results-LC Meters

| | | | | |
|---------------------|----------------------------|---|------------------------|----------------------------|
| 44 Y5938 | STATE COLLEGE, PA 2:14.25 | - | QUIST, ASHLEY-17 | WOODS, JEAN-17 |
| COLE, BECKY-15 | WHITTAM, ELIZABETH-15 | | 1:13.89 2:16.72 | |
| KEPHART, LAURA-15 | WILD, ERICA-14 | | | |
| 1:12.68 2:14.25 | | | | |
| 45 Y5035 | DEFIANCE AREA, OH 2:14.64 | - | 58 Y4510 | CHAPEL HL-CARBOR,N 2:17.02 |
| BALL, JESSICA-15 | HASSELSCHWERT, MEGAN-15 | | BANNING-ARNDT, B.-13 | ALBERT, MANDIE-14 |
| SMITLEY, KYLE-13 | PESSEFALL, ALISHA- | | BLASIAK, LEAH-16 | MILLER, ALYSSA-12 |
| 1:11.26 2:14.64 | | | 1:15.40 2:17.02 | |
| 46 Y6765 | PULASKI-HENSEL, VA 2:14.80 | - | 59 Y5973 | WASHINGTON Y, PA 2:17.26 |
| HATFIELD, LEXI-15 | CLARKE, MELINDA-17 | | DOLLARD, APRIL-15 | KRETZ, JESSICA-13 |
| GARRATT, BETSY-17 | BAILEY, JOY-16 | | NADER, JENNA-14 | DLUGONSKI, DEE-15 |
| 1:11.87 2:14.80 | | | 1:16.31 2:17.26 | |
| 47 Y3067 | OAK PARK YMCA, MI 2:14.87 | - | 60 Y2597 | TOWSON BRANCH, MD 2:17.52 |
| MAYERCAK, NIKI-17 | LAPINSKI, EMILY-18 | | COSTA, JODY-18 | LABERGE, KELSEN-16 |
| BROWN, MELISSA-18 | VOSS, LINDSAY-14 | | DIANDERAS, SYLVIA-16 | BRIAN, JENNY-15 |
| 1:12.95 2:14.87 | | | 1:15.75 2:17.52 | |
| 48 Y2601 | WSTN/CATONSVILLE,M 2:15.01 | - | 61 Y5568 | BRANDYWINE BR, PA 2:18.79 |
| KUZIEL, NINA-13 | SHEPARD, MEAGHAN-18 | | BARNES, JESSICA-13 | BARNES, KRISTY-17 |
| IRBY, JENNIFER-15 | KUZIEL, SOPHIA-15 | | KELLY, KIMBERLY-16 | JOHN, KATIE-14 |
| 1:13.84 2:15.01 | | | 1:15.63 2:18.79 | |
| 49 Y0398 | PALISADES MALIBU,C 2:15.07 | - | 62 OLEAN YMCA, NY | OLEAN YMCA, NY 2:19.11 |
| JOHNSON, LAURA-13 | GIBSON, HAYLEY-12 | | RAIMONDI, JENNY-14 | SWEITZER, SARAH-14 |
| GABAYAN, SHARON-16 | DAVIDOFF, CARA-12 | | HORSLEY, ERIN-15 | MEYERS, AMANDA-15 |
| 1:13.55 2:15.07 | | | 1:15.77 2:19.11 | |
| 50 HUNTINGTON, WV | HUNTINGTON, WV 2:15.53 | - | 63 Y7155 | OSHKOSH COMM, WI 2:20.45 |
| CORNETT, AUTUMN-18 | WEBB, MELLISA-14 | | ALTMANN, JENNIFER-16 | BRADLEY, SARAH-17 |
| BIRD, MARY ALICE-18 | ANDERSON, ALEXIA-13 | | DEMUNCK, SONYA-16 | JANSSEN, ERICA-16 |
| 1:16.47 2:15.53 | | | 1:16.27 2:20.45 | |
| 51 Y2901 | GTR WESTFIELD, MA 2:15.85 | - | 64 Y5949 | ALLEGHENY VAL, PA 2:20.51 |
| PLACZEK, HILARY-18 | CRUM, CARRIE-17 | | LESLIE, ABBY-15 | SUJANSKY, DIANE-13 |
| WANDELOSKI, LISA-16 | OLSZEWSKI, CANDICE-16 | | VOYTKO, LISA-18 | IRVIN, CHELSEA-13 |
| 1:13.45 2:15.85 | | | 1:13.64 2:20.51 | |
| 52 Y5907 | READING/BERKS, PA 2:15.90 | - | 65 Y2353 | TRI-CITY FAM, KY 2:20.58 |
| BAYLIFF, TORI-14 | STRUNK, JESSIKA-15 | | TOMKINS, HOLLY-15 | MELVILLE, ERIN-16 |
| STRUNK, DEANNA-14 | NEVEL, LAURA-15 | | SNYDER, STEPHANIE-13 | O'GORMAN, EMILY-14 |
| 1:13.98 2:15.90 | | | 1:16.30 2:20.58 | |
| 53 FOND DU LAC, WI | FOND DU LAC, WI 2:16.29 | - | 66 ANDOVER, MA | ANDOVER, MA 2:21.42 |
| KOEHN, ASHLEY-14 | BAUS, ANNE-14 | | HARLOW, LAUREN-13 | DEMERS, SARAH-12 |
| OSTMAN, PETRA-15 | HINKE, TARA-14 | | NIZINSKI, JULIA-12 | HINDS, HOLLY-13 |
| 1:10.69 2:16.29 | | | 1:14.06 2:21.42 | |
| 54 KISHWAUKEE, IL | KISHWAUKEE, IL 2:16.31 | - | 67 Y5566 | SO CHESTER CTY, PA 2:21.52 |
| LEGER, SIMONE-15 | EAMES, LEAH-16 | | LUCEY, ANN-16 | GIFFING, BLAIR-16 |
| ROBISON, KATIE-15 | GUERRERO, REANNA-13 | | EMMONS, HEATHER-15 | MCKNELLY, CHRISTIE-14 |
| 1:14.43 2:16.31 | | | 1:15.45 2:21.52 | |
| 55 Y6749 | SOUTHSIDE VIRGINIA 2:16.44 | - | 68 Y2687 | N SUB BOSTON, MA 2:21.76 |
| ANDREWS, JAMIE-16 | MOSHER, CHERIE-16 | | LOVEJOY, LIZ-13 | KERIVAN, LAUREN-15 |
| PINKSTON, LAUREN-13 | WALTERS, VIRGINIA-14 | | ARCHIDIACONO, KELLY-17 | DRISCOLL, KATY-14 |
| 1:13.51 2:16.44 | | | 1:18.35 2:21.76 | |
| 56 Y5265 | BEAVERCREEK Y, OH 2:16.61 | - | 69 Y4618 | ROWAN COUNTY, NC 2:21.98 |
| PATTERSON, JENNY-17 | BUCK, MICHELLE-16 | | OH, JENNY-13 | HUFF, AMANDA-14 |
| ERWIN, SARAH-15 | VOGEL, KAREN-13 | | SWIGON, BETHANY-13 | RIBBLIN, NETTIE-16 |
| 1:13.75 2:16.61 | | | 1:14.60 2:21.98 | |
| 57 Y7077 | GENEVA LAKES, WI 2:16.72 | - | 70 Y1551 | AURORA FAMILY, IL 2:22.03 |
| MCCAULEY, ERIN-18 | WEBBER, MORGAN-16 | | BROMANN, AMY-12 | WANTOCH, HEATHER-17 |
| | | | NOWAK, MARY-15 | DUNHAM, MELODY-15 |
| | | | 1:17.05 2:22.03 | |

1998 NATIONAL YMCA LONG COURSE
SWIMMING CHAMPIONSHIPS

Complete Meet Results-LC Meters

| | | ===== | | | |
|---|-------------------------|-------------------------|---------|-----|--|
| PL | Name | Team | Finals | Pts | |
| ----- | | | | | |
| 71 | Y5307 | CLERMONT YMCA, OH | 2:22.33 | - | |
| | THOMAS, KRISTIN-14 | BROCKMAN, BETSY JO-14 | | | |
| | JEWETT, MEGHAN-15 | SNIDER, MEGAN-13 | | | |
| | 1:14.21 | 2:22.33 | | | |
| 72 | Y2849 | SO SHORE QUINCY, MA | 2:22.42 | - | |
| | JOHNSON, ALISSA-14 | AHERN, REBECCA-17 | | | |
| | MCLAUGHLIN, JULIA-15 | HARKNESS, SARAH-15 | | | |
| | 1:18.67 | 2:22.42 | | | |
| 73 | LAKE COUNTY, IL | LAKE COUNTY, IL | 2:23.31 | - | |
| | PICHOTTA, KATIE-16 | HEWITT, RACHEL-16 | | | |
| | HALL, TANYA-16 | TIPPET, MELISSA-16 | | | |
| | 1:20.70 | 2:23.31 | | | |
| 74 | Y5231 | SO TOLEDO BR, OH | 2:23.32 | - | |
| | STILES, KATIE-16 | WIMMER, JILL-16 | | | |
| | ARMSTRONG, JAIMI-17 | POWELL, ASHLEIGH-13 | | | |
| | 1:20.45 | 2:23.32 | | | |
| 75 | DOOR COUNTY, WI | DOOR COUNTY, WI | 2:23.70 | - | |
| | MULLIKEN, CARLY-14 | MULLIKEN, HOLLACE-13 | | | |
| | TOFT-DUPUY, CORY-14 | TOFT-DUPUY, TUCKER-12 | | | |
| | 1:16.24 | 2:23.70 | | | |
| 76 | JOLIET AREA, IL | JOLIET AREA, IL | 2:23.86 | - | |
| | BENBOW, BETHANY-13 | WALDEN, TARA-15 | | | |
| | BAISH, LINDSAY-13 | JOHNSON, AMANDA-13 | | | |
| | 1:19.05 | 2:23.86 | | | |
| 77 | OLD COLONY, MA | OLD COLONY, MA | 2:24.34 | - | |
| | BOURDAN, JILLIAN-16 | EATON, PAMELA-17 | | | |
| | GINSBURG, ALIZA-15 | CENTOFANTI, LAURA-17 | | | |
| | 1:18.85 | 2:24.34 | | | |
| 78 | Y4813 | WM & H CLIPPARD, O | 2:24.95 | - | |
| | MORRIS, JESSICA-16 | HILDEBRAND, DAWN-17 | | | |
| | KLAIN, SARAH-17 | SPEICHER, SARAH-17 | | | |
| | 1:16.59 | 2:24.95 | | | |
| 79 | Y5107 | MARION FAMILY, OH | 2:28.44 | - | |
| | TIMBERLAKE, BRITTANY-12 | DAVIS, KATE-12 | | | |
| | HARTZ, CANDICE-17 | FOLEY, SHARON-15 | | | |
| | 1:23.00 | 2:28.44 | | | |
| - | Y7061 | GTR GREEN BAY, WI | DQ | - | |
| | BRAGER, LAURA-15 | GRAMS, ERIN-13 | | | |
| | WEBB, ERIN-16 | SCHLEIS, ELIZABETH-17 | | | |
| | 1:10.71 | 2:11.59 | | | |
| - | Y5739 | OIL CITY YMCA, PA | DQ | - | |
| | CLIFFORD, LACY-15 | YOUNG, JULIE-14 | | | |
| | WHEELING, KENZIE-13 | KISSELL, JENNIFER-18 | | | |
| | 1:22.87 | 2:26.73 | | | |
| - | Y3586 | GTR MANCHESTER, NH | DQ | - | |
| | SARGENT, BRIANNA-18 | CLAIRBORN, KATY-18 | | | |
| | VANDERBEKEN, KATHRYN-16 | BERTHELETTE, AMANDA-15 | | | |
| | 1:14.94 | 2:21.82 | | | |
| Event 10 Men 200 R-Medley | | | | | |
| NATIONAL: * 1:48.31 ROCHESTER, MI 08/93 | | | | | |
| PL | Name | Team | Finals | Pts | |
| ----- | | | | | |
| * Finals | | | | | |
| 1 | Y1840 | NAPERVILLE AREA, I | 1:50.29 | 40 | |
| | SIMCOCK, MATT-16 | MCCRACKEN, AARON-15 | | | |
| | SLOUF, ERICH-18 | GUEDELHOEFER, OTTO-17 | | | |
| | 59.87 | 1:50.29 | | | |
| 2 | Y5023 | SO COMM FAM BR, OH | 1:50.48 | 34 | |
| | GROSS, MICHAEL-18 | FIDEN, DREW-18 | | | |
| | BROWN, RYAN-18 | NICHOLAS, BRIAN-16 | | | |
| | 58.64 | 1:50.48 | | | |
| 3 | RALEIGH, NC | RALEIGH, NC | 1:50.80 | 32 | |
| | BAICY, JOE-18 | ELLIS, JOSH-18 | | | |
| | PERRY, WARREN-17 | DEAN, JOHN-16 | | | |
| | 1:00.35 | 1:50.80 | | | |
| 4 | Y4815 | GAMBLE-NIPPERT, OH | 1:51.67 | 30 | |
| | RANSENBERG, SCOTT-16 | JACOB, PAUL-16 | | | |
| | THOMAS, GREG-17 | DEHNE, ADAM-15 | | | |
| | 1:01.38 | 1:51.67 | | | |
| 5 | Y4817 | M E LYONS YMCA, OH | 1:51.76 | 28 | |
| | FOSTER, ERIC-17 | KOOB, DAVID-16 | | | |
| | RUSSO, WILL-18 | MURPHY, TIM-18 | | | |
| | 1:01.20 | 1:51.76 | | | |
| 6 | FRANKFORT Y, KY | FRANKFORT Y, KY | 1:51.85 | 26 | |
| | DADE, SHAWN-17 | FOSTER, ROBBIE-17 | | | |
| | PERKINS, DEREK-19 | DUNN, JARED-17 | | | |
| | 59.37 | 1:51.85 | | | |
| 7 | Y6712 | RAPPAHONNOCK, VA | 1:54.60 | 24 | |
| | LOVERDI, JASON-17 | RODKEY, DREW-16 | | | |
| | RODKEY, MATTHEW-14 | LANG, ALEX-18 | | | |
| | 1:01.50 | 1:54.60 | | | |
| - | Y7125 | SCHROEDER MIL, WI | DQ | - | |
| | HIGHSTROM, GREG-16 | BARTELL, BEN- | | | |
| | WHITCOMB, COLIN-16 | CROW, TRAVIS-18 | | | |
| | 1:01.80 | 1:52.86 | | | |
| * Consolations | | | | | |
| 9 | Y4256 | FLUSHING YMCA, NY | 1:53.87 | 18 | |
| | DELLAGIOVANNA, B.-16 | MARK, RUSSELL-18 | | | |
| | CASTILLO, MATTHEW-15 | EDWARDS, GLADSTONE-15 | | | |
| | 1:01.25 | 1:53.87 | | | |
| 10 | Y5967 | UPPER MAIN LINE, PA | 1:54.49 | 14 | |
| | CLARK, IAN-13 | IPPOLITI, CHRISTOPHR-14 | | | |
| | SIEBERT, MARK-17 | SCANLAN, JOHN-18 | | | |
| | 1:04.12 | 1:54.49 | | | |
| 11 | Y1843 | NW DUPAGE YMCA, IL | 1:54.60 | 12 | |
| | ARBOGAST, TONY-17 | KUETTLER, JOHN-18 | | | |
| | COLLINS, MIKE-16 | WUENSCH, AARON-14 | | | |
| | 1:02.35 | 1:54.60 | | | |
| 12 | Y5637 | WEST SHORE YMCA, P | 1:54.99 | 10 | |
| | HERMAN, BRIAN-18 | COLLINS, ADAM-17 | | | |
| | WHITE, CHAD-15 | SLACK, TIM-17 | | | |

1998 NATIONAL YMCA LONG COURSE
SWIMMING CHAMPIONSHIPS

Complete Meet Results-LC Meters

| PL | Name | Team | Prelims | Pts |
|----|--|--|----------------------------|-----|
| 13 | BLUE ASH Y, OH LEASSNER, MAX-15 FUNCH, MATT-16 | BLUE ASH Y, OH NEUBAUER, IAN-17 PIERCE, BRANDON-16 | 1:01.14 1:54.99 1:55.15 | 8 |
| 14 | Y3031 WEIR, SCOTT-15 LANSER, CASEY-17 | GRAND RAPIDS SE, M GUSTAFSON, MIKE-15 PENNINGA, A.J.-17 | 1:01.47 1:55.15 1:55.58 | 6 |
| 15 | Y4827 HOSTERMAN, PHIL-18 JANSZEN, JOHN-16 | POWEL CROSLEY, OH HUBER, TOM-18 JANSZEN, DAVID-14 | 1:02.97 1:55.58 1:56.73 | 4 |
| 16 | Y5025 HEWITT, MIKE-18 HIVELY, NATHAN-18 | COUNTRYSIDE Y, OH BURNS, BRETT-16 TOPITS, JASON-17 | 1:02.46 1:56.73 1:57.53 | 2 |
| 1 | Y5023 GROSS, MICHAEL-18 BROWN, RYAN-18 | SO COMM FAM BR, OH FIDEN, DREW-18 NICHOLAS, BRIAN-16 | 59.01 1:51.35 1:51.35 | - |
| 2 | RALEIGH, NC BAICY, JOE-18 PERRY, WARREN-17 | RALEIGH, NC ELLIS, JOSH-18 DEAN, JOHN-16 | 1:00.82 1:51.45 1:51.45 | - |
| 3 | FRANKFORT Y, KY DADE, SHAWN-17 PERKINS, DEREK-19 | FRANKFORT Y, KY FOSTER, ROBBIE-17 DUNN, JARED-17 | 59.82 1:51.90 1:51.90 | - |
| 4 | Y1840 SIMCOCK, MATT-16 SLOUF, ERICH-18 | NAPERVILLE AREA, I MCCRACKEN, AARON-15 GUEDELHOEFER, OTTO-17 | 1:00.77 1:52.01 1:52.01 | - |
| 5 | Y7125 HIGHSTROM, GREG-16 WHITCOMB, COLIN-16 | SCHROEDER MIL, WI BARTELL, BEN- CROW, TRAVIS-18 | 1:01.43 1:52.92 1:52.92 | - |
| 6 | Y4815 RANSENBERG, SCOTT-16 THOMAS, GREG-17 | GAMBLE-NIPPERT, OH JACOB, PAUL-16 DEHNE, ADAM-15 | 1:02.08 1:53.04 1:53.04 | - |
| 7 | Y6712 LOVERDI, JASON-17 RODKEY, MATTHEW-14 | RAPPAHONNOCK, VA RODKEY, DREW-16 LANG, ALEX-18 | 1:01.36 1:53.97 1:53.97 | - |
| 8 | Y4817 FOSTER, ERIC-17 RUSSO, WILL-18 | M E LYONS YMCA, OH KOOB, DAVID-16 MURPHY, TIM-18 | 1:03.33 1:54.20 1:54.20 | - |
| 9 | Y4256 DELLAGIOVANNA, B.-16 | FLUSHING YMCA, NY MARK, RUSSELL-18 | 1:54.74 1:54.74 | - |

| | | | | |
|----|---|---|---------------------------------------|---|
| 10 | Y5967 CLARK, IAN-13 SIEBERT, MARK-17 | CASTILLO, MATTHEW-15 EDWARDS, GLADSTONE-15 UPPER MAIN LINE, PA IPPOLITI, CHRISTOPHR-14 SCANLAN, JOHN-18 | 1:01.51 1:54.74 1:55.08 1:55.08 | - |
| 11 | Y5637 HERMAN, BRIAN-18 WHITE, CHAD-15 | WEST SHORE YMCA, P COLLINS, ADAM-17 SLACK, TIM-17 | 1:04.55 1:55.08 1:55.15 | - |
| 12 | BLUE ASH Y, OH LEASSNER, MAX-15 FUNCH, MATT-16 | BLUE ASH Y, OH NEUBAUER, IAN-17 PIERCE, BRANDON-16 | 1:01.57 1:55.15 1:55.49 | - |
| 13 | Y1843 ARBOGAST, TONY-17 COLLINS, MIKE-16 | NW DUPAGE YMCA, IL KUETTLER, JOHN-18 WUENSCH, AARON-14 | 1:01.55 1:55.49 1:55.50 | - |
| 14 | Y4827 HOSTERMAN, PHIL-18 JANSZEN, JOHN-16 | POWEL CROSLEY, OH HUBER, TOM-18 JANSZEN, DAVID-14 | 1:02.68 1:55.50 1:56.36 | - |
| 15 | Y3031 WEIR, SCOTT-15 LANSER, CASEY-17 | GRAND RAPIDS SE, M GUSTAFSON, MIKE-15 PENNINGA, A.J.-17 | 1:02.35 1:56.36 1:56.58 | - |
| 16 | Y5025 HEWITT, MIKE-18 HIVELY, NATHAN-18 | COUNTRYSIDE Y, OH BURNS, BRETT-16 TOPITS, JASON-17 | 1:03.84 1:56.58 1:56.71 | - |
| 17 | Y5907 HENLY, MARK-16 BOXER, ERIC-16 | READING/BERKS, PA MAURER, CHRIS-17 ROBINSON, BEN-15 | 1:02.13 1:56.71 1:56.85 | - |
| 18 | Y3915 EDELL, STEVE-17 BARFUSS, RICHARD-17 | SOMERSET HILLS, NJ CHIOU, STEVE-15 REINIG, CHRIS-17 | 1:01.26 1:56.85 1:56.88 | - |
| 19 | GTR HOLYOKE, MA MUSIAK, MATTHEW-16 REED, KYLE-15 | GTR HOLYOKE, MA KILRAIN, BRENDAN-18 TILLMAN, JEREMY-15 | 1:03.89 1:56.88 1:56.92 | - |
| 20 | Y3783 GIARRATANO, JAMES-16 BURSTEIN, SETH-17 | METUCHEN-EDISON, N NEUBERGER, JOHN-18 KOZYRA, NICK-16 | 1:02.30 1:56.92 1:57.26 | - |
| 21 | CHESHIRE BR, CT CARROLL, JUSTIN-16 NORMAN, KEVIN-16 | CHESHIRE BR, CT DRULLARD, IAN-16 BUDRIS, KEVIN-16 | 1:05.19 1:57.26 1:57.48 | - |
| 22 | Y3791 FEINTHEL, CHRIS-17 D'AMORE, CARL-17 | MONTCLAIR YMCA, NJ HARTKE, MATTHEW-15 LAZZARA, LARRY-17 | 1:04.50 1:57.48 1:57.62 | - |

1998 NATIONAL YMCA LONG COURSE
SWIMMING CHAMPIONSHIPS

Complete Meet Results-LC Meters

| | | | | |
|-------------------|-----------------------------|---|-----------------------|-----------------------------|
| 23 Y7061 | GTR GREEN BAY, WI 1:57.93 | - | JUCHA, BRIAN-16 | LEONARDI, TIM-17 |
| | RYAN, MIKE-15 | | 1:07.47 2:01.66 | |
| | RICHARD, MATT-16 | | 37 SPARTANBURG, SC | SPARTANBURG, SC 2:01.77 |
| | 1:05.28 1:57.93 | | PULSKAMP, BENJAMIN-15 | LOEWER, JOSHUA-15 |
| 24 Y4618 | ROWAN COUNTY, NC 1:58.09 | - | PELL, DAVID-17 | PULSKAMP, ANDREW-17 |
| | DESORBO, ANDREW-16 | | 1:06.30 2:01.77 | |
| | SWIGON, MICHAEL-17 | | 38 Y5265 | BEAVERCREEK Y, OH 2:02.53 |
| | 1:03.64 1:58.09 | | BIZZARRO, PAUL-18 | HERZOG, JODY-18 |
| 25 Y6765 | PULASKI-HENSEL, VA 1:58.34 | - | MODIC, AARON-16 | POLK, WILLIE-17 |
| | LAMBERT, CHRIS-16 | | 1:05.63 2:02.53 | |
| | NEWCOMB, ROBERT-17 | | 39 Y3685 | FANWOOD/SCOTCH PLN 2:02.90 |
| | 1:04.67 1:58.34 | | HAUPTMAN, RYAN-13 | SWENSON, CHRIS-16 |
| 26 Y0118 | MONTGOMERY YMCA, A 1:58.44 | - | WAGNER, JEFF-17 | KARELUS, CHRIS-18 |
| | FIGH, MATTHEW-15 | | 1:08.27 2:02.90 | |
| | WEIMER, BRAXTON-18 | | 40 Y5923 | REGIONAL FAMILY, P 2:03.20 |
| | 1:03.61 1:58.44 | | LESKO, GEORGE-14 | SELLERS, JAY-15 |
| 27 Y7031 | CHAMBERS MEM Y, WV 1:58.90 | - | HARVEY, TODD-18 | ATKINS, JAY-15 |
| | ENGLE, ANDREW-17 | | 1:08.77 2:03.20 | |
| | TUCKER, ROBERT-17 | | 41 Y5927 | GTR SCRANTON, PA 2:03.41 |
| | 1:01.30 1:58.90 | | HAYDEN, TIMOTHY-13 | ARMBRUSTER, JAMES-16 |
| 28 Y2365 | CENTRAL KENTUCKY 1:59.39 | - | STRIEPECK, WILLIAM-16 | HWAN, PETER-18 |
| | SPITTLER, FELIX-14 | | 1:07.85 2:03.41 | |
| | THOMPSON, ROBBIE-16 | | 42 JOLIET AREA, IL | JOLIET AREA, IL 2:03.42 |
| | 1:03.87 1:59.39 | | COSGROVE, BRAD-18 | TOBIN, KEITH-17 |
| 29 Y4510 | CHAPEL HL-CARBOR, N 1:59.76 | - | SMOLINSKI, PHIL-17 | DELAROSA, RAUL-17 |
| | HOYLE, JON-15 | | 1:06.42 2:03.42 | |
| | CHESSON, WIN-14 | | 43 Y3067 | OAK PARK YMCA, MI 2:03.46 |
| | 1:05.73 1:59.76 | | DELANEY, BROCK-16 | HILL, JUSTIN-15 |
| 29 Y6749 | SOUTHSIDE VIRGINIA 1:59.76 | - | FISH, JASON-14 | WILSON, JOSH-17 |
| | MOSHER, COREY-18 | | 1:04.97 2:03.46 | |
| | PINKSTON, BEN-16 | | 44 Y4628 | WINSTON-SALEM, NC 2:03.73 |
| | 1:06.65 1:59.76 | | HUMPHREY, BEN-14 | BOYER, TIM-16 |
| 31 Y5938 | STATE COLLEGE, PA 2:00.31 | - | WILLARD, BRAD-16 | BRADFORD, PATRICK-16 |
| | PRIOR, ANDY-16 | | 1:08.41 2:03.73 | |
| | VALETOV, ANATOLI-19 | | 45 Y5939 | POCONO FAMILY, PA 2:04.59 |
| | 1:04.14 2:00.31 | | FISHER, KURT-17 | DUFFY, RORY-16 |
| 32 Y1551 | AURORA FAMILY, IL 2:00.73 | - | DOWNEY, JEFF-18 | ELLIS, MATT-18 |
| | BLUSIEWICZ, A.J.-14 | | 1:10.14 2:04.59 | |
| | SAJESKE, NICK-15 | | 46 LAKE COUNTY, IL | LAKE COUNTY, IL 2:04.86 |
| | 1:05.54 2:00.73 | | LONDONO, LEO-15 | LONDONO, LEO-15 |
| 33 Y2849 | SO SHORE QUINCY, MA 2:01.29 | - | BELANGER, TYLER-16 | BEAMAN, JAMES-15 |
| | MARTORANO, ANDREW-15 | | 1:10.27 2:04.86 | |
| | MONAGHAN, MICHAEL-17 | | 47 Y1205 | PLAYGROUND AREA, F 2:04.92 |
| | 1:06.93 2:01.29 | | BUTEAU, GOEFFREY-15 | DIEBOLD, RICHARD-15 |
| 34 Y2601 | WSTN/CATONSVILLE, M 2:01.32 | - | LIPPERT, CAMERON-15 | PIOWATY, JOHN-18 |
| | YARBROUGH, JUSTIN-14 | | 1:08.90 2:04.92 | |
| | HEIDEMANN, ZACH-15 | | 48 Y2583 | ANNE ARUNDEL CO, MD 2:04.95 |
| | 1:04.01 2:01.32 | | FONDREN, CHAD-16 | DAVIS, MICHAEL-15 |
| 35 KISHWAUKEE, IL | KISHWAUKEE, IL 2:01.53 | - | FRIES, DAVID-15 | ROBERTO, JESS-16 |
| | CHAMBERS, MATTHEW-13 | | 1:07.01 2:04.95 | |
| | HIGHAM, LANCE-16 | | 49 Y2648 | BEVERLY REGION, MA 2:06.26 |
| | 1:05.91 2:01.53 | | BAZYLEWICZ, MIKE-16 | LINDMARK, SHAWN-16 |
| 36 Y5973 | WASHINGTON Y, PA 2:01.66 | - | DIMICHELE, ANDREW-15 | RANTA, MARK-14 |
| | HITCHCOCK, JIM-18 | | 1:08.29 2:06.26 | |
| | | | | |

1998 NATIONAL YMCA LONG COURSE
SWIMMING CHAMPIONSHIPS

Complete Meet Results-LC Meters

| | | |
|----------------------|----------------------------|---|
| 50 Y6377 | GRAND PRAIRIE, TX 2:06.43 | - |
| ADCOCK, ZACHARY-15 | WEBBER, LEE-15 | |
| CROUCH, TERRELL-13 | BOHAN, CHRIS-15 | |
| 1:05.14 2:06.43 | | |
| 51 Y4813 | WM & H CLIPPARD, O 2:07.42 | - |
| HUEY, KEVIN-16 | RENNEKAMP, KEITH-18 | |
| FLYNN, JOSH-16 | TENBRINK, KELLY-16 | |
| 1:10.28 2:07.42 | | |
| 52 Y7073 | LA CROSSE AREA, WI 2:08.08 | - |
| KLOS, CAMERON-14 | ANDERSON, ALEX-14 | |
| GILL, BEN-14 | STUHR, ADAM-15 | |
| 1:10.34 2:08.08 | | |
| 53 Y5566 | SO CHESTER CTY, PA 2:08.72 | - |
| SMITH, REED-14 | FEDEROFF, JON-17 | |
| COOPER, DREW-18 | FEDEROFF, JOSH-14 | |
| 1:09.63 2:08.72 | | |
| 54 Y5995 | YORK & YORK CO, PA 2:08.97 | - |
| TRUMP, MICHAEL-15 | ALLISON, MICHAEL-14 | |
| WILLIAMS, PETER-14 | TRUMP, MATTHEW-13 | |
| 1:09.82 2:08.97 | | |
| 55 Y5107 | MARION FAMILY, OH 2:09.42 | - |
| ANDERSSON, TONY-16 | GILLETLY, TONY-16 | |
| SCHALMO, ROBERT-17 | DAVEY, MATTHEW-15 | |
| 1:10.72 2:09.42 | | |
| 56 Y3586 | GTR MANCHESTER, NH 2:10.13 | - |
| STEPRO, JON-15 | VARIAVA, DARCY-16 | |
| VANDERBEKEN, TIM-18 | DIONNE, LANCE-17 | |
| 1:12.53 2:10.13 | | |
| - Y6795 | ROANOKE CNTRL, VA DQ | - |
| HUNTER, CHARLIE-16 | RHINESMITH, DAVID-15 | |
| MCLEOD, GEOFF-16 | SMITH, MATT A-16 | |
| 1:02.04 1:54.43 | | |
| - Y1025 | WILTON FAMILY, CT DQ | - |
| RINK, CHRISTOPHR-15 | BAUER, ADAM-15 | |
| PEREZ, CHRISTOPHR-14 | MEEKER, JOSEPH-14 | |
| 1:05.41 2:01.23 | | |
| - NEW CANAAN, CT | NEW CANAAN, CT DQ | - |
| MITCHELL, NEVILLE-13 | MCBRIDE, JEFF-18 | |
| LAPRINO, MATT-17 | LAPRINO, MATT-17 | |
| 1:09.29 2:03.90 | | |
| - Y3765 | HAMILTON AREA, NJ DQ | - |
| BOTHEM, DAVID-17 | WELSH, BRYAN-15 | |
| SWANEY, DWIGHT-16 | DESANDRE, ROBERT-16 | |
| 1:07.13 2:02.10 | | |
| - Y7169 | STEVENS POINT, WI DQ | - |
| PRINCE, COREY-16 | BART, DAVE-38 | |
| THILL, GEOFF-14 | BURANT, RYAN-18 | |
| 1:07.25 2:04.22 | | |

1998 NATIONAL YMCA LONG COURSE
SWIMMING CHAMPIONSHIPSTeam Rankings For Events 1 - 10
NATIONAL YMCA LC 08/04/1998 08/07/1998
Combined

| PL | ID | Team Name-Abbrev | | Points |
|----|-----|---------------------|-------|--------|
| 1 | 621 | M E LYONS YMCA, OH | Y4817 | 179 |
| 2 | 623 | SO COMM FAM BR, OH | Y5023 | 146 |
| 3 | 547 | NAPERVILLE AREA, IL | Y1840 | 113 |
| 4 | 524 | RALEIGH, NC | Y4598 | 99 |
| 5 | 654 | SCHROEDER MIL, WI | Y7125 | 92 |
| 6 | 572 | SPARTANBURG, SC | Y6132 | 88 |
| 7 | 613 | SOMERSET HILLS, NJ | Y3915 | 75 |
| 8 | 560 | FLUSHING YMCA, NY | Y4256 | 61 |
| 9 | 533 | WEST SHORE YMCA, PA | Y5637 | 49 |
| 9 | 660 | BURMINGHAM FAM, MI | Y2957 | 49 |
| 11 | 564 | GAMBLE-NIPPERT, OH | Y4815 | 45 |
| 11 | 662 | ROANOKE CNTRL, VA | Y6795 | 45 |
| 11 | 622 | POWEL CROSLEY, OH | Y4827 | 45 |
| 14 | 545 | NEWARK YMCA, DE | Y1105 | 37 |
| 14 | 548 | NW DUPAGE YMCA, IL | Y1843 | 37 |
| 16 | 619 | BLUE ASH Y, OH | Y4805 | 32 |
| 17 | 656 | MARION COUNTY, FL | Y1292 | 19 |
| 17 | 527 | FAIRFIELD BR, OH | Y5065 | 19 |
| 19 | 617 | ROWAN COUNTY, NC | Y4618 | 16 |

1998 NATIONAL YMCA LONG COURSE
SWIMMING CHAMPIONSHIPS

Team Rankings For Events 1 - 10
 NATIONAL YMCA LC 08/04/1998 08/07/1998
 Men

| | | | | |
|----|-----|----------------------|-------|----|
| 1 | 621 | M E LYONS YMCA, OH | Y4817 | 95 |
| 2 | 524 | RALEIGH, NC | Y4598 | 84 |
| 3 | 547 | NAPERVILLE AREA, IL | Y1840 | 71 |
| 4 | 623 | SO COMM FAM BR, OH | Y5023 | 63 |
| 5 | 664 | FRANKFORT Y, KY | Y2357 | 55 |
| 6 | 573 | RAPPAHONNOCK, VA | Y6712 | 38 |
| 7 | 564 | GAMBLE-NIPPERT, OH | Y4815 | 37 |
| 8 | 560 | FLUSHING YMCA, NY | Y4256 | 35 |
| 9 | 569 | READING/BERKS, PA | Y5907 | 34 |
| 10 | 548 | NW DUPAGE YMCA, IL | Y1843 | 30 |
| 11 | 663 | COUNTRYSIDE Y, OH | Y5025 | 27 |
| 11 | 622 | POWEL CROSLEY, OH | Y4827 | 27 |
| 13 | 518 | GRAND RAPIDS SE, MI | Y3031 | 23 |
| 14 | 642 | UPPER MAIN LINE, PA | Y5967 | 21 |
| 14 | 513 | HENDERSON CO, KY | Y2377 | 21 |
| 14 | 619 | BLUE ASH Y, OH | Y4805 | 21 |
| 17 | 660 | BURMINGHAM FAM, MI | Y2957 | 20 |
| 18 | 577 | GENEVA LAKES, WI | Y7077 | 17 |
| 18 | 656 | MARION COUNTY, FL | Y1292 | 17 |
| 20 | 630 | INDIANA COUNTY, PA | Y5647 | 16 |
| 20 | 533 | WEST SHORE YMCA, PA | Y5637 | 16 |
| 22 | 574 | WAYNESBORO FAM, VA | Y6807 | 15 |
| 22 | 613 | SOMERSET HILLS, NJ | Y3915 | 15 |
| 24 | 549 | OLD TOWN-ORONO, ME | Y2513 | 13 |
| 25 | 662 | ROANOKE CNTRL, VA | Y6795 | 12 |
| 25 | 545 | NEWARK YMCA, DE | Y1105 | 12 |
| 25 | 617 | ROWAN COUNTY, NC | Y4618 | 12 |
| 28 | 654 | SCHROEDER MIL, WI | Y7125 | 11 |
| 29 | 507 | UPPER MONTGOMERY, MD | Y1139 | 9 |
| 30 | 575 | CHAMBERS MEM Y, WV | Y7031 | 8 |
| 31 | 527 | FAIRFIELD BR, OH | Y5065 | 7 |
| 32 | 595 | CENTRAL KENTUCKY | Y2365 | 6 |
| 33 | 572 | SPARTANBURG, SC | Y6132 | 5 |
| 33 | 539 | PARKERSBURG, WV | Y7025 | 5 |
| 33 | 551 | WSTN/CATONSVILLE, MD | Y2601 | 5 |
| 36 | 561 | CHAPEL HL-CARBOR, NC | Y4510 | 4 |
| 37 | 537 | PIEDMONT FAMILY, VA | Y6682 | 1 |

1998 NATIONAL YMCA LONG COURSE
SWIMMING CHAMPIONSHIPS

Team Rankings For Events 1 - 10

NATIONAL YMCA LC 08/04/1998 08/07/1998


Women

| PL | ID | Team Name-Abbrev | Points |
|----|-----|---------------------|--------|
| 1 | 621 | M E LYONS YMCA, OH | 84 |
| 2 | 572 | SPARTANBURG, SC | 83 |
| 2 | 623 | SO COMM FAM BR, OH | 83 |
| 4 | 654 | SCHROEDER MIL, WI | 81 |
| 5 | 613 | SOMERSET HILLS, NJ | 60 |
| 6 | 562 | WILMINGTON FAM, NC | 58 |
| 7 | 522 | MONTCLAIR YMCA, NJ | 45 |
| 8 | 547 | NAPERVILLE AREA, IL | 42 |
| 9 | 505 | WILTON FAMILY, CT | 41 |
| 10 | 533 | WEST SHORE YMCA, PA | 33 |
| 10 | 662 | ROANOKE CNTRL, VA | 33 |
| 12 | 660 | BURMINGHAM FAM, MI | 29 |
| 13 | 560 | FLUSHING YMCA, NY | 26 |
| 14 | 545 | NEWARK YMCA, DE | 25 |
| 15 | 597 | HAGERSTOWN, MD | 22 |
| 16 | 536 | REGIONAL FAMILY, PA | 20 |
| 17 | 622 | POWEL CROSLEY, OH | 18 |
| 18 | 650 | GTR GREEN BAY, WI | 15.50 |
| 18 | 610 | HAMILTON AREA, NJ | 15.50 |
| 20 | 524 | RALEIGH, NC | 15 |
| 21 | 542 | STEVENS POINT, WI | 12 |
| 21 | 527 | FAIRFIELD BR, OH | 12 |
| 23 | 619 | BLUE ASH Y, OH | 11 |
| 24 | 580 | MONTGOMERY YMCA, AL | 9 |
| 24 | 563 | WINSTON-SALEM, NC | 9 |
| 26 | 564 | GAMBLE-NIPPERT, OH | 8 |
| 27 | 548 | NW DUPAGE YMCA, IL | 7 |
| 28 | 535 | BOYERTOWN AREA, PA | 6 |
| 29 | 521 | METUCHEN-EDISON, NJ | 5 |
| 30 | 628 | CHAMBERSBURG, PA | 4 |
| 30 | 673 | HUNTINGTON, WV | 4 |
| 30 | 617 | ROWAN COUNTY, NC | 4 |
| 33 | 538 | PULASKI-HENSEL, VA | 3 |
| 34 | 656 | MARION COUNTY, FL | 2 |
| 34 | 546 | PLAYGROUND AREA, FL | 2 |
| 36 | 636 | RIDLEY AREA, PA | 1 |

FINAL RESULTS

Wednesday, August 5

200 M Free - 200 M Fly - 100 M Back - 50 M Free - 800 M Free Rel.



YMCA

**YMCA NATIONAL LONG COURSE
SWIMMING CHAMPIONSHIP**

**NASHVILLE, TENNESSEE
August 4 - 7, 1998**

1998 NATIONAL YMCA LONG COURSE
SWIMMING CHAMPIONSHIPS

Complete Meet Results-LC Meters

=====
Event 11 Women 200 Free
NATIONAL: * 2:05.66 W. HENSEN - SPARTANBURG, SC 08/95

| PL | Name | Age | Team | Finals | Pts |
|----------------|--------------------|-----|--------------------|-----------------|------|
| * Finals | | | | | |
| 1 | BALLENGER, EMILY | 17 | SPARTANBURG, SC | 2:07.37 | 20 |
| | | | | 1:02.51 2:07.37 | |
| 2 | FIDEN, SARAH | 17 | SO COMM FAM BR, OH | 2:08.70 | 17 |
| | | | | 1:02.45 2:08.70 | |
| 3 | CHAPMAN, JANE | 18 | SPARTANBURG, SC | 2:11.31 | 16 |
| | | | | 1:04.36 2:11.31 | |
| 4 | STONE, DANLEY | 17 | RALEIGH, NC | 2:11.34 | 15 |
| | | | | 1:04.02 2:11.34 | |
| 5 | SCHWANHAUSSER, L. | 14 | WILTON FAMILY, CT | 2:11.90 | 14 |
| | | | | 1:04.00 2:11.90 | |
| 6 | ESCHENBURG, KINSEY | 18 | SCHROEDER MIL, WI | 2:12.43 | 13 |
| | | | | 1:04.12 2:12.43 | |
| 7 | CURRAN, CAROLINE | 17 | WILMINGTON FAM, NC | 2:13.96 | 11.5 |
| | | | | 1:03.24 2:13.96 | |
| 7 | KEYES, SARAH | 18 | M E LYONS YMCA, OH | 2:13.96 | 11.5 |
| | | | | 1:04.54 2:13.96 | |
| * Consolations | | | | | |
| 9 | BRUNDAGE, ALLISON | 15 | MARION COUNTY, FL | 2:09.84 | 9 |
| | | | | 1:02.62 2:09.84 | |
| 10 | BOURGEOIS, AMANDA | 16 | SPARTANBURG, SC | 2:10.63 | 7 |
| | | | | 1:02.88 2:10.63 | |
| 11 | WEBB, MELLISA | 14 | HUNTINGTON, WV | 2:12.10 | 6 |
| | | | | 1:05.01 2:12.10 | |
| 12 | SEVERSON, KATIE | 16 | COUNTRYSIDE Y, OH | 2:12.45 | 5 |
| | | | | 1:04.49 2:12.45 | |
| 13 | ZERHUSEN, MEGAN | 18 | FRANKFORT Y, KY | 2:12.48 | 4 |
| | | | | 1:04.63 2:12.48 | |
| 14 | FOSTER, ELIZABETH | 14 | FRANKFORT Y, KY | 2:12.57 | 3 |
| | | | | 1:05.07 2:12.57 | |
| 15 | MURCHISON, SARAH | 14 | WILMINGTON FAM, NC | 2:12.86 | 2 |
| | | | | 1:04.61 2:12.86 | |
| 16 | NICHOLS, RUTH | 15 | RALEIGH, NC | 2:13.29 | 1 |
| | | | | 1:05.02 2:13.29 | |
| PL | Name | Age | Team | Prelims | Pts |
| 1 | BALLENGER, EMILY | 17 | SPARTANBURG, SC | 2:08.89 | - |
| | | | | 1:03.13 2:08.89 | |
| 2 | FIDEN, SARAH | 17 | SO COMM FAM BR, OH | 2:11.24 | - |
| | | | | 1:03.96 2:11.24 | |
| 3 | STONE, DANLEY | 17 | RALEIGH, NC | 2:11.44 | - |
| | | | | 1:03.65 2:11.44 | |
| 4 | KEYES, SARAH | 18 | M E LYONS YMCA, OH | 2:11.47 | - |
| | | | | 1:03.55 2:11.47 | |
| 5 | SCHWANHAUSSER, L. | 14 | WILTON FAMILY, CT | 2:11.49 | - |
| | | | | 1:04.02 2:11.49 | |
| 6 | CHAPMAN, JANE | 18 | SPARTANBURG, SC | 2:11.62 | - |

| | | | | | |
|----|--------------------|----|---------------------|-----------------|---|
| | | | | 1:03.68 2:11.62 | |
| 7 | CURRAN, CAROLINE | 17 | WILMINGTON FAM, NC | 2:11.87 | - |
| | | | | 1:03.18 2:11.87 | |
| 8 | ESCHENBURG, KINSEY | 18 | SCHROEDER MIL, WI | 2:12.39 | - |
| | | | | 1:04.53 2:12.39 | |
| 9 | MURCHISON, SARAH | 14 | WILMINGTON FAM, NC | 2:12.47 | - |
| | | | | 1:05.28 2:12.47 | |
| 10 | BOURGEOIS, AMANDA | 16 | SPARTANBURG, SC | 2:12.56 | - |
| | | | | 1:02.33 2:12.56 | |
| 11 | SEVERSON, KATIE | 16 | COUNTRYSIDE Y, OH | 2:12.64 | - |
| | | | | 1:03.35 2:12.64 | |
| 12 | ZERHUSEN, MEGAN | 18 | FRANKFORT Y, KY | 2:12.92 | - |
| | | | | 1:03.65 2:12.92 | |
| 13 | NICHOLS, RUTH | 15 | RALEIGH, NC | 2:13.25 | - |
| | | | | 1:04.82 2:13.25 | |
| 14 | FOSTER, ELIZABETH | 14 | FRANKFORT Y, KY | 2:13.34 | - |
| | | | | 1:05.19 2:13.34 | |
| 15 | WEBB, MELLISA | 14 | HUNTINGTON, WV | 2:13.51 | - |
| | | | | 1:04.90 2:13.51 | |
| 16 | BRUNDAGE, ALLISON | 15 | MARION COUNTY, FL | 2:13.56 | - |
| | | | | 1:04.47 2:13.56 | |
| 17 | COOPER, MARY | 18 | NW DUPAGE YMCA, IL | 2:13.69 | - |
| | | | | 1:05.51 2:13.69 | |
| 18 | PURVIS, MEGHAN | 18 | SCHROEDER MIL, WI | 2:13.77 | - |
| | | | | 1:05.19 2:13.77 | |
| 19 | MYERS, HEATHER | 18 | POWEL CROSLY, OH | 2:13.78 | - |
| | | | | 1:04.90 2:13.78 | |
| 20 | THOMASSON, DIANE | 14 | ANNE ARUNDEL CO, MD | 2:13.81 | - |
| | | | | 1:04.19 2:13.81 | |
| 21 | HAGEN, KELLY | 14 | POWEL CROSLY, OH | 2:13.89 | - |
| | | | | 1:04.78 2:13.89 | |
| 22 | RASOR, TONYA | 16 | PLAYGROUND AREA, F | 2:13.99 | - |
| | | | | 1:03.71 2:13.99 | |
| 23 | GRAHAM, LARISA | 15 | GRAND RAPIDS SE, M | 2:14.03 | - |
| | | | | 1:04.78 2:14.03 | |
| 24 | REED, SARAH | 15 | UPPER MAIN LINE, PA | 2:14.06 | - |
| | | | | 1:05.45 2:14.06 | |
| 25 | HUIZENGA, KELLY | 17 | M E LYONS YMCA, OH | 2:14.37 | - |
| | | | | 1:04.22 2:14.37 | |
| 26 | DUDLEY, LAUREN | 17 | WILTON FAMILY, CT | 2:14.47 | - |
| | | | | 1:05.22 2:14.47 | |
| 27 | EDWARDS, SUSAN | 16 | UPPER MAIN LINE, PA | 2:14.70 | - |
| | | | | 1:05.17 2:14.70 | |
| 28 | STRUNK, DEANNA | 14 | READING/BERKS, PA | 2:14.72 | - |
| | | | | 1:05.91 2:14.72 | |
| 29 | HUGHES, MEGHAN | 16 | SPARTANBURG, SC | 2:14.86 | - |
| | | | | 1:05.43 2:14.86 | |
| 30 | ANDERSON, ALEXIA | 13 | HUNTINGTON, WV | 2:14.93 | - |
| | | | | 1:03.85 2:14.93 | |
| 30 | PIETRAS, MELISSA | 16 | GRAND RAPIDS SE, M | 2:14.93 | - |
| | | | | 1:03.97 2:14.93 | |
| 32 | MOFFAT, EMILY | 15 | WILTON FAMILY, CT | 2:15.04 | - |
| | | | | 1:06.50 2:15.04 | |
| 33 | SANDER, KRISTIN | 18 | GAMBLE-NIPPERT, OH | 2:15.05 | - |

1998 NATIONAL YMCA LONG COURSE
SWIMMING CHAMPIONSHIPS

Complete Meet Results-LC Meters

| | | | | | |
|--|---|--|-----------------|--|--|
| 1:08.41 2:20.05 | | | 1:05.85 2:21.41 | | |
| 88 CHAPLIN, LACEY 15 YAKIMA FAMILY, WA 2:20.09 | - | 115 CUTRELL, ERIN 13 LIGONIER VAL, PA 2:21.43 | - | | |
| 1:07.40 2:20.09 | | 1:08.60 2:21.43 | | | |
| 89 WELSCH, SARAH 16 NW DUPAGE YMCA, IL 2:20.29 | - | 116 MICKLAS, MELANIE 17 COUNTRYSIDE Y, OH 2:21.45 | - | | |
| 1:07.13 2:20.29 | | 1:07.90 2:21.45 | | | |
| 90 BRADLEY, MAUREEN 17 NW DUPAGE YMCA, IL 2:20.38 | - | 117 MCDONALD, MEGAN 18 CATAWBA VALLEY, NC 2:21.57 | - | | |
| 1:08.68 2:20.38 | | 1:09.58 2:21.57 | | | |
| 91 KELLEY, MELISSA 16 SCHROEDER MIL, WI 2:20.43 | - | 118 GRIFFITH, LAUREN 16 GAMBLE-NIPPERT, OH 2:21.62 | - | | |
| 1:06.73 2:20.43 | | 1:07.09 2:21.62 | | | |
| 92 SKROSKI, NICOLE 15 HAMDEN/N HAVEN, CT 2:20.45 | - | 118 CRAWFORD, JESSICA 16 CHESHIRE BR, CT 2:21.62 | - | | |
| 1:08.63 2:20.45 | | 1:08.87 2:21.62 | | | |
| 93 FRANCIS, LISA 17 CHESHIRE BR, CT 2:20.48 | - | 120 WRAY, KRISTA 13 COUNTRYSIDE Y, OH 2:21.64 | - | | |
| 1:07.93 2:20.48 | | 1:08.70 2:21.64 | | | |
| 93 SHEA, KELLY 18 NW DUPAGE YMCA, IL 2:20.48 | - | 121 SMITH, ALICIA 15 SOUTHSIDE VIRGINIA 2:21.77 | - | | |
| 1:07.20 2:20.48 | | 1:07.45 2:21.77 | | | |
| 95 NOWAK, MARY 15 AURORA FAMILY, IL 2:20.50 | - | 122 COLEY, SUSAN 16 NAPERVILLE AREA, I 2:21.78 | - | | |
| 1:08.18 2:20.50 | | 1:06.67 2:21.78 | | | |
| 96 HUFF, AMANDA 14 ROWAN COUNTY, NC 2:20.56 | - | 123 HUNT, SARAH 13 GOLDSBORO YMCA, NC 2:21.82 | - | | |
| 1:05.52 2:20.56 | | 1:08.34 2:21.82 | | | |
| 97 WOOD, BREANNA 17 M E LYONS YMCA, OH 2:20.58 | - | 124 BOURDAN, JILLIAN 16 OLD COLONY, MA 2:21.83 | - | | |
| 1:08.20 2:20.58 | | 1:07.84 2:21.83 | | | |
| 98 GARTNER, JENNIFER 15 FANWOOD/SCOTCH PLN 2:20.73 | - | 125 VALLANCE, LIZ 18 COUNTRYSIDE Y, OH 2:21.95 | - | | |
| 1:07.66 2:20.73 | | 1:07.54 2:21.95 | | | |
| 99 TIGAR, SARA 17 BOYERTOWN AREA, PA 2:20.79 | - | 126 STRUNK, JESSIKA 15 READING/BERKS, PA 2:21.97 | - | | |
| 1:08.26 2:20.79 | | 1:07.81 2:21.97 | | | |
| 100 SPATZ, HOLLEN 15 HAMDEN/N HAVEN, CT 2:20.83 | - | 127 GEISLER, ELIZABETH 14 NW DUPAGE YMCA, IL 2:22.01 | - | | |
| 1:07.44 2:20.83 | | 1:08.69 2:22.01 | | | |
| 101 WEEKS, ABBY 18 REGIONAL FAMILY, P 2:20.84 | - | 128 RASOR, HEATHER 15 PLAYGROUND AREA, F 2:22.02 | - | | |
| 1:06.78 2:20.84 | | 1:07.73 2:22.02 | | | |
| 102 KOEHN, ASHLEY 14 FOND DU LAC, WI 2:20.90 | - | 129 BRYM, MELISSA 18 MANSFIELD AREA, OH 2:22.03 | - | | |
| 1:07.45 2:20.90 | | 1:08.25 2:22.03 | | | |
| 103 BROXTERMAN, CINDY 17 POWEL CROSLEY, OH 2:20.91 | - | 130 SWAFFORD, WESLEY 13 M E LYONS YMCA, OH 2:22.11 | - | | |
| 1:08.82 2:20.91 | | 1:08.97 2:22.11 | | | |
| 104 HICKIN, GRACE 14 WAYNESBORO FAM, VA 2:20.95 | - | 130 HANNA, KATE 14 WILMINGTON FAM, NC 2:22.11 | - | | |
| 1:09.44 2:20.95 | | 1:08.33 2:22.11 | | | |
| 105 SCHEPPKE, KATE 18 SOMERSET HILLS, NJ 2:21.03 | - | 132 DAVIDOFF, CARA 12 PALISADES MALIBU,C 2:22.15 | - | | |
| 1:08.56 2:21.03 | | 1:10.21 2:22.15 | | | |
| 106 MILLER, SHANNON 15 NW DUPAGE YMCA, IL 2:21.05 | - | 132 LYNAM, COURTNEY 15 MASISON WEST, WI 2:22.15 | - | | |
| 1:07.25 2:21.05 | | 1:09.07 2:22.15 | | | |
| 107 CONLON, EMILY UPPER MONTGOMERY,M 2:21.08 | - | 134 MCCARTHY, LINDSAY 14 BEVERLY REGION, MA 2:22.25 | - | | |
| 1:08.47 2:21.08 | | 1:08.11 2:22.25 | | | |
| 108 OWENS, CAITLIN 13 PALISADES MALIBU,C 2:21.13 | - | 135 PETRUSKA, KELLY 17 SPARTANBURG, SC 2:22.28 | - | | |
| 1:10.05 2:21.13 | | 1:08.64 2:22.28 | | | |
| 109 KOEPCKE, KIRSTEN 15 KISHWAUKEE, IL 2:21.25 | - | 136 BRAY, JODY 17 BOYERTOWN AREA, PA 2:22.31 | - | | |
| 1:06.94 2:21.25 | | 1:11.31 2:22.31 | | | |
| 110 NAGY, CHRISTINA 16 COUNTRYSIDE Y, OH 2:21.29 | - | 137 GUSICK, CAROLYN 13 METUCHEN-EDISON, N 2:22.35 | - | | |
| 1:07.49 2:21.29 | | 1:08.72 2:22.35 | | | |
| 111 WALCZAK, BECKY 15 REGIONAL FAMILY, P 2:21.32 | - | 138 KORSEDAL, LIZ 15 FLINT YMCA, MI 2:22.36 | - | | |
| 1:07.81 2:21.32 | | 1:08.09 2:22.36 | | | |
| 112 BREWER, SHANNON 14 CATAWBA VALLEY, NC 2:21.36 | - | 138 FLETCHER, KRISTIN 17 POWEL CROSLEY, OH 2:22.36 | - | | |
| 1:08.46 2:21.36 | | 1:08.64 2:22.36 | | | |
| 113 HARLOW, LAUREN 13 ANDOVER, MA 2:21.40 | - | 140 GELDERS, HILARY 13 SPARTANBURG, SC 2:22.39 | - | | |
| 1:07.64 2:21.40 | | 1:08.85 2:22.39 | | | |
| 114 BALLENGER, ALICE 14 SPARTANBURG, SC 2:21.41 | - | 140 POSPIESZALSKA, M. 13 PIEDMONT FAMILY, V 2:22.39 | - | | |

1998 NATIONAL YMCA LONG COURSE
SWIMMING CHAMPIONSHIPS

Complete Meet Results-LC Meters

| | | | | | | | |
|------------------------|-----------------------|---------|---|-----------------------|-----------------------|---------|---|
| 142 WELSH, KATHRYN | 13 HAMILTON AREA, NJ | 2:22.40 | - | 169 ARCHIDIACONO, K. | 17 N SUB BOSTON, MA | 2:23.85 | - |
| 143 RICE, KATHERINE | 15 WILTON FAMILY, CT | 2:22.49 | - | 169 BEST, KRISTEN | 14 CHAPEL HL-CARBOR,N | 2:23.85 | - |
| 144 WHITTAM, ELIZABETH | 15 STATE COLLEGE, PA | 2:22.56 | - | 171 CHUTE, MEGAN | 16 M E LYONS YMCA, OH | 2:24.01 | - |
| 145 WALTERS, VIRGINIA | 14 SOUTHSIDE VIRGINIA | 2:22.80 | - | 172 FAUGHNAN, MEG | 14 NEW CANAAN, CT | 2:24.13 | - |
| 146 SCHOBORG, LIZ | 14 GAMBLE-NIPPERT, OH | 2:22.98 | - | 173 RAIMONDI, JENNY | 14 OLEAN YMCA, NY | 2:24.22 | - |
| 147 DRISCOLL, COURTNEY | 16 MARION COUNTY, FL | 2:23.03 | - | 174 GILL, MEG | 13 SOUTHSIDE VIRGINIA | 2:24.45 | - |
| 147 BANK, KEELY | 15 NW DUPAGE YMCA, IL | 2:23.03 | - | 175 WANDELOSKI, LISA | 16 GTR WESTFIELD, MA | 2:24.55 | - |
| 149 MCDONALD, MOLLY | 13 CATAWBA VALLEY, NC | 2:23.11 | - | 176 WILD, ERICA | 14 STATE COLLEGE, PA | 2:24.64 | - |
| 150 MCLELLAN, ASHLEY | 13 CHESHIRE BR, CT | 2:23.12 | - | 177 BALAGUER, BETSY | 13 HARFORD COUNTY, MD | 2:24.65 | - |
| 150 KRISTENSEN, LAUREN | 16 SOMERSET HILLS, NJ | 2:23.12 | - | 178 HASSELSCHWERT, M. | 15 DEFIANCE AREA, OH | 2:24.71 | - |
| 152 CARTER, ERIN | 16 CHAPEL HL-CARBOR,N | 2:23.14 | - | 179 KOS, COURTNEY | 13 ANNE ARUNDEL CO,MD | 2:24.75 | - |
| 152 CRAUMER, CAITLIN | 15 DARIEN YMCA, CT | 2:23.14 | - | 180 BARNES, CANDY | 15 ROANOKE CNTRL, VA | 2:24.78 | - |
| 154 HOWELL O'NEILL, J. | 15 FLUSHING YMCA, NY | 2:23.21 | - | 181 VINSON, JESSICA | 14 SOUTHSIDE VIRGINIA | 2:24.79 | - |
| 154 MAYERCAK, NIKI | 17 OAK PARK YMCA, MI | 2:23.21 | - | 182 DOWNTON, ALISON | 16 BLUE ASH Y, OH | 2:24.82 | - |
| 156 SPAULDING, MEGAN | 18 FLINT YMCA, MI | 2:23.27 | - | 183 BOWMAN, TORIE | 15 MONTGOMERY YMCA, A | 2:24.88 | - |
| 157 NEMETH, PAMILLA | 17 HAMILTON AREA, NJ | 2:23.29 | - | 184 JENGELESKI, T. | 16 CHAMBERSBURG, PA | 2:25.23 | - |
| 157 FLORIO, DANIELLE | 16 MONTCLAIR YMCA, NJ | 2:23.29 | - | 185 HEWITT, LOUISE | 15 COUNTRYSIDE Y, OH | 2:25.39 | - |
| 159 RICE, LESLIE | 14 UPPER MAIN LINE,PA | 2:23.36 | - | 186 O'GORMAN, EMILY | 14 TRI-CITY FAM, KY | 2:25.45 | - |
| 160 BIRD, MARY ALICE | 18 HUNTINGTON, WV | 2:23.42 | - | 187 MCDONALD, RACHEL | 14 PIEDMONT FAMILY, V | 2:25.49 | - |
| 160 BROCKMAN, STACEY | 15 M E LYONS YMCA, OH | 2:23.42 | - | 188 ALBERT, MANDIE | 14 CHAPEL HL-CARBOR,N | 2:25.93 | - |
| 162 STOCKWELL, JAMIE | 16 APPLETON Y, WI | 2:23.48 | - | 189 WAKEFIELD, ANGELA | 18 M E LYONS YMCA, OH | 2:26.13 | - |
| 163 SALKS, ALAINA | 14 BOYERTOWN AREA, PA | 2:23.58 | - | 190 COX, BETH | 16 CENTRAL KENTUCKY | 2:26.22 | - |
| 164 WILL, ALI | 14 SCHROEDER MIL, WI | 2:23.61 | - | 191 NAVITSKY, E. | 13 WEST SHORE YMCA, P | 2:26.23 | - |
| 165 GABAYAN, SHARON | 16 PALISADES MALIBU,C | 2:23.65 | - | 192 SHESSLER, TRACY | 16 BEVERLY REGION, MA | 2:26.37 | - |
| 166 SUTYAK, JAMIE | 13 REGIONAL FAMILY, P | 2:23.76 | - | 193 MACCORMICK, KATIE | 13 M E LYONS YMCA, OH | 2:26.39 | - |
| 167 NONBERG, ARIEL | 15 PALISADES MALIBU,C | 2:23.78 | - | 193 AHERN, REBECCA | 17 SO SHORE QUINCY,MA | 2:26.39 | - |
| 168 MULSHINE, SARA | 15 COUNTRYSIDE Y, OH | 2:23.79 | - | 195 HOLLAND, ALYSSA | 17 SOUTHSIDE VIRGINIA | 2:26.40 | - |

1998 NATIONAL YMCA LONG COURSE
SWIMMING CHAMPIONSHIPS

Complete Meet Results-LC Meters

| | | | | | | | | | |
|-----------------------|-----------------------|---------|---|--|------------------------|---------|--------------------|---------|-----|
| 196 MEHRINGER, STACEY | 14 N SUB BOSTON, MA | 2:26.45 | - | 223 TERVEER, ABBIGAIL | 13 LIMA FAMILY, OH | 2:29.29 | - | | |
| 197 BARCLAY, DIANNE | 16 MORRIS CENTER, NJ | 2:26.52 | - | 224 BROWN, MELISSA | 18 OAK PARK YMCA, MI | 2:29.31 | - | | |
| 198 DYER, KELLY | 15 FAIRFIELD YMCA, CT | 2:26.60 | - | 225 SWANDBY, MELANIE | 17 MASISON WEST, WI | 2:29.37 | - | | |
| 199 MOYER, KATHLEEN | 13 BURMINGHAM FAM, MI | 2:26.78 | - | 226 SWANDBY, MARIA | 14 MASISON WEST, WI | 2:29.42 | - | | |
| 200 EAMES, LEAH | 16 KISHWAUKEE, IL | 2:26.85 | - | 227 FISHER, KAYLA | 13 JOHNSTOWN COMM, PA | 2:29.95 | - | | |
| 201 GUELTIG, HEATHER | 14 SO COMM FAM BR, OH | 2:26.94 | - | 228 AUSTIN, JENNIFER | 16 WSTN/CATONSVILLE, M | 2:30.09 | - | | |
| 202 JOHN, KATIE | 14 BRANDYWINE BR, PA | 2:27.04 | - | 229 KUIPER, ANNE | 17 UPPER PENINSULA, M | 2:30.16 | - | | |
| 203 PACKARD, LIZ | 17 POWEL CROSLEY, OH | 2:27.14 | - | 230 DOYLE, KATIE | 16 MELROSE YMCA, MA | 2:30.53 | - | | |
| 204 ADAMSON, ERIN | 18 POWEL CROSLEY, OH | 2:27.15 | - | 231 MAEHR, ERIN | 16 CENTRAL KENTUCKY | 2:30.68 | - | | |
| 204 FENGFISH, SARAH | 13 YORK & YORK CO, PA | 2:27.15 | - | 232 MOGAN, KELLY | 16 GTR GREEN BAY, WI | 2:30.76 | - | | |
| 206 PLESHA, LAURA | 13 MASISON WEST, WI | 2:27.25 | - | 233 PICCA, KRISTEN | 15 BRANDYWINE BR, PA | 2:30.84 | - | | |
| 207 PORTER, RACHEL | 17 MARION COUNTY, FL | 2:27.43 | - | 234 ROTHENBACH, C. | 15 APPLETON Y, WI | 2:32.04 | - | | |
| 208 HERMAN, JESSICA | 14 GTR WESTFIELD, MA | 2:27.53 | - | 235 KISSELL, JENNIFER | 18 OIL CITY YMCA, PA | 2:33.48 | - | | |
| 209 EIRING, TRACY | 15 FLUSHING YMCA, NY | 2:27.62 | - | - ANDERSON, KELLEY | 14 HUNTINGTON, WV | DQ | - | | |
| 210 VANDERBEKEN, K. | 16 GTR MANCHESTER, NH | 2:27.83 | - | - GORSKI, REBECCA | 15 TOWSON BRANCH, MD | DQ | - | | |
| 211 HUBBARD, AMY | 16 COUNTRYSIDE Y, OH | 2:27.98 | - | | | | | | |
| 212 FISHER, NICOLE | UPPER MONTGOMERY, M | 2:28.02 | - | ===== | | | | | |
| 213 KOSS, JESSE | 17 SCHROEDER MIL, WI | 2:28.08 | - | Event 12 Men 200 Free | | | | | |
| 214 KELLY, KIMBERLY | 16 BRANDYWINE BR, PA | 2:28.16 | - | NATIONAL: * 1:52.97 A. MESSNER - ANN ARBOR, MI 08/96 | | | | | |
| 215 MILLER, MAI LI | 16 PLAYGROUND AREA, F | 2:28.63 | - | PL | Name | Age | Team | Finals | Pts |
| 216 COLE, BECKY | 15 STATE COLLEGE, PA | 2:28.69 | - | ----- | | | | | |
| 217 KRETZ, JESSICA | 13 WASHINGTON Y, PA | 2:28.77 | - | * Finals | | | | | |
| 218 LEINBACH, ASHLEY | 16 HARRISON CO, WV | 2:28.86 | - | 1 | VEAZEY, JAMES | 16 | HAMDEN/N HAVEN, CT | 1:57.32 | 20 |
| 219 DANE, RACHEL | 14 BEVERLY REGION, MA | 2:28.98 | - | | 57.62 | 1:57.32 | | | |
| 220 CENTOPANTI, LAURA | 17 OLD COLONY, MA | 2:29.05 | - | 2 | KUENDIG, DAVID | 18 | MARION COUNTY, FL | 1:57.81 | 17 |
| 221 WIDEMAN, MELISSA | 15 POWEL CROSLEY, OH | 2:29.12 | - | | 57.23 | 1:57.81 | | | |
| 222 GEIMER, LINDSAY | 15 DARIEN YMCA, CT | 2:29.24 | - | 3 | THOMAS, JASON | 15 | OLD TOWN-ORONO, ME | 1:58.19 | 16 |
| | | | | | 58.60 | 1:58.19 | | | |
| | | | | 4 | FOSTER, ERIC | 17 | M E LYONS YMCA, OH | 1:59.41 | 15 |
| | | | | | 59.65 | 1:59.41 | | | |
| | | | | 5 | ARMSTRONG, SCOTT | 18 | SOMERSET HILLS, NJ | 1:59.62 | 14 |
| | | | | | 59.35 | 1:59.62 | | | |
| | | | | 6 | WERA, TIM | 16 | M E LYONS YMCA, OH | 1:59.65 | 13 |
| | | | | | 58.52 | 1:59.65 | | | |
| | | | | 7 | ATTEBERRY, JEFF | 17 | M E LYONS YMCA, OH | 2:00.25 | 12 |
| | | | | | 59.75 | 2:00.25 | | | |
| | | | | 8 | TILLMAN, JEREMY | 15 | GTR HOLYOKE, MA | 2:00.40 | 11 |
| | | | | | 59.04 | 2:00.40 | | | |
| | | | | * Consolations | | | | | |

1998 NATIONAL YMCA LONG COURSE
SWIMMING CHAMPIONSHIPS

Complete Meet Results-LC Meters

| PL | Name | Age | Team | Prelims | Pts | | | | |
|----|--------------------|-----|--------------------|-----------------|-----|---------|---------|--|--|
| 9 | MCBRIDE, JEFF | 18 | NEW CANAAN, CT | 1:59.82 | 9 | 59.87 | 2:02.44 | | |
| | | | | 59.58 1:59.82 | | | | | |
| 10 | WUENSCH, AARON | 14 | NW DUPAGE YMCA, IL | 1:59.97 | 7 | 58.64 | 2:02.81 | | |
| | | | | 59.65 1:59.97 | | | | | |
| 11 | HENLY, MARK | 16 | READING/BERKS, PA | 2:00.46 | 6 | 58.28 | 2:02.82 | | |
| | | | | 58.80 2:00.46 | | | | | |
| 12 | RAMSEY, SEAN | 18 | PARKERSBURG, WV | 2:01.27 | 5 | 1:00.11 | 2:02.88 | | |
| | | | | 58.22 2:01.27 | | | | | |
| 13 | MAMMANO, JOE | 15 | FLUSHING YMCA, NY | 2:01.31 | 4 | 59.80 | 2:02.92 | | |
| | | | | 1:00.10 2:01.31 | | | | | |
| 14 | HAUSLANDEN, DAVID | 18 | M E LYONS YMCA, OH | 2:02.03 | 3 | 1:00.56 | 2:03.09 | | |
| | | | | 1:00.70 2:02.03 | | | | | |
| 15 | KNIPPENBERG, BRADY | 16 | NAPERVILLE AREA, I | 2:02.44 | 2 | 58.95 | 2:03.10 | | |
| | | | | 1:00.20 2:02.44 | | | | | |
| 16 | LYNCH, ADAM | 18 | GAMBLE-NIPPERT, OH | 2:05.23 | 1 | 59.70 | 2:03.17 | | |
| | | | | 1:00.09 2:05.23 | | | | | |
| 17 | BARFUSS, RICHARD | 17 | SOMERSET HILLS, NJ | 2:02.81 | - | | | | |
| 18 | ALLISON, NEVILLE | 17 | PIEDMONT FAMILY, V | 2:02.82 | - | | | | |
| 19 | PEREZ, CHRISTOPHR | 14 | WILTON FAMILY, CT | 2:02.88 | - | | | | |
| 20 | KRATSON, MARK | 21 | MONTCLAIR YMCA, NJ | 2:02.92 | - | | | | |
| 21 | HOSTERMAN, PHIL | 18 | POWEL CROSLEY, OH | 2:03.09 | - | | | | |
| 22 | NICHOLAS, BRIAN | 16 | SO COMM FAM BR, OH | 2:03.10 | - | | | | |
| 23 | NEUKIRCH, JOE | 16 | AURORA FAMILY, IL | 2:03.17 | - | | | | |
| 24 | ARBOGAST, TONY | 17 | NW DUPAGE YMCA, IL | 2:03.21 | - | | | | |
| 25 | PIERCE, BRANDON | 16 | BLUE ASH Y, OH | 2:03.34 | - | | | | |
| 26 | THROCKMORTON, RUSS | 16 | PULASKI-HENSEL, VA | 2:03.52 | - | | | | |
| 27 | NORMAN, KEVIN | 16 | CHESHIRE BR, CT | 2:03.53 | - | | | | |
| 28 | PULSKAMP, ANDREW | 17 | SPARTANBURG, SC | 2:03.53 | - | | | | |
| 29 | GUSTAFSON, ADAM | 17 | ROANOKE CNTRL, VA | 2:03.61 | - | | | | |
| 30 | NEUBAUER, IAN | 17 | BLUE ASH Y, OH | 2:03.86 | - | | | | |
| 31 | WHITCOMB, COLIN | 16 | SCHROEDER MIL, WI | 2:03.97 | - | | | | |
| 32 | COLLINS, MIKE | 16 | NW DUPAGE YMCA, IL | 2:04.01 | - | | | | |
| 33 | LOEWER, JOSHUA | 15 | SPARTANBURG, SC | 2:04.09 | - | | | | |
| 34 | SMITH, MATT A | 16 | ROANOKE CNTRL, VA | 2:04.23 | - | | | | |
| 35 | GUEDELHOEFER, OTTO | 17 | NAPERVILLE AREA, I | 2:04.27 | - | | | | |
| 36 | DUNN, JARED | 17 | FRANKFORT Y, KY | 2:04.36 | - | | | | |
| 37 | LAM, ALLEN | 17 | SOMERSET HILLS, NJ | 2:04.38 | - | | | | |
| 38 | BUDRIS, KEVIN | 16 | CHESHIRE BR, CT | 2:04.45 | - | | | | |
| 39 | GREEN, WILLIAM | 15 | NW DUPAGE YMCA, IL | 2:04.47 | - | | | | |
| 40 | BARRETT, DEVIN | 15 | CHAPEL HL-CARBOR,N | 2:04.55 | - | | | | |
| 41 | ROBISON, ZACH | 18 | KISHWAUKEE, IL | 2:04.55 | - | | | | |
| 42 | MOSHER, COREY | 18 | SOUTHSIDE VIRGINIA | 2:04.59 | - | | | | |
| 43 | WATSON, ADAM | 16 | MARION COUNTY, FL | 2:04.60 | - | | | | |
| 1 | VEAZEY, JAMES | 16 | HAMDEN/N HAVEN, CT | 1:58.25 | - | | | | |
| | | | | 57.74 1:58.25 | | | | | |
| 2 | KUENDIG, DAVID | 18 | MARION COUNTY, FL | 1:58.83 | - | | | | |
| | | | | 57.98 1:58.83 | | | | | |
| 3 | THOMAS, JASON | 15 | OLD TOWN-ORONO, ME | 1:59.72 | - | | | | |
| | | | | 59.10 1:59.72 | | | | | |
| 4 | WERA, TIM | 16 | M E LYONS YMCA, OH | 1:59.82 | - | | | | |
| | | | | 58.75 1:59.82 | | | | | |
| 5 | ARMSTRONG, SCOTT | 18 | SOMERSET HILLS, NJ | 1:59.89 | - | | | | |
| | | | | 58.17 1:59.89 | | | | | |
| 6 | TILLMAN, JEREMY | 15 | GTR HOLYOKE, MA | 2:00.06 | - | | | | |
| | | | | 58.34 2:00.06 | | | | | |
| 7 | POSTER, ERIC | 17 | M E LYONS YMCA, OH | 2:00.17 | - | | | | |
| | | | | 59.19 2:00.17 | | | | | |
| 8 | ATTEBERRY, JEFF | 17 | M E LYONS YMCA, OH | 2:00.20 | - | | | | |
| | | | | 59.01 2:00.20 | | | | | |
| 9 | WUENSCH, AARON | 14 | NW DUPAGE YMCA, IL | 2:00.68 | - | | | | |
| | | | | 56.93 2:00.68 | | | | | |
| 10 | MCBRIDE, JEFF | 18 | NEW CANAAN, CT | 2:01.03 | - | | | | |
| | | | | 57.87 2:01.03 | | | | | |
| 11 | HENLY, MARK | 16 | READING/BERKS, PA | 2:01.07 | - | | | | |
| | | | | 59.00 2:01.07 | | | | | |
| 12 | HAUSLANDEN, DAVID | 18 | M E LYONS YMCA, OH | 2:01.11 | - | | | | |
| | | | | 59.25 2:01.11 | | | | | |
| 13 | MAMMANO, JOE | 15 | FLUSHING YMCA, NY | 2:01.29 | - | | | | |
| | | | | 59.04 2:01.29 | | | | | |
| 14 | KNIPPENBERG, BRADY | 16 | NAPERVILLE AREA, I | 2:01.45 | - | | | | |
| | | | | 59.78 2:01.45 | | | | | |
| 15 | LYNCH, ADAM | 18 | GAMBLE-NIPPERT, OH | 2:01.46 | - | | | | |
| | | | | 58.23 2:01.46 | | | | | |
| 16 | RAMSEY, SEAN | 18 | PARKERSBURG, WV | 2:01.65 | - | | | | |
| | | | | 58.65 2:01.65 | | | | | |
| 17 | PETRIC, STEVEN | 16 | SCHROEDER MIL, WI | 2:01.79 | - | | | | |
| | | | | 58.86 2:01.79 | | | | | |

1998 NATIONAL YMCA LONG COURSE
SWIMMING CHAMPIONSHIPS

Complete Meet Results-LC Meters

| | | | |
|--|---|---|---|
| 59.16 2:04.60 | | 1:01.82 2:07.89 | |
| 46 BLUSIEWICZ, A.J. 14 AURORA FAMILY, IL 2:04.67 | - | 73 SAMPLE, JEREMY 17 SHENANGO VAL, PA 2:07.90 | - |
| 1:00.02 2:04.67 | | 1:00.28 2:07.90 | |
| 47 WALTERS, DANIEL 16 SOUTHSIDE VIRGINIA 2:04.68 | - | 74 PENNINGA, A.J. 17 GRAND RAPIDS SE, M 2:08.33 | - |
| 1:00.26 2:04.68 | | 1:01.41 2:08.33 | |
| 48 BOYER, TIM 16 WINSTON-SALEM, NC 2:04.85 | - | 75 DESANDRE, ROBERT 16 HAMILTON AREA, NJ 2:08.50 | - |
| 1:01.02 2:04.85 | | 1:00.90 2:08.50 | |
| 49 ELLIS, JOSH 18 RALEIGH, NC 2:05.02 | - | 75 HIGHSTROM, GREG 16 SCHROEDER MIL, WI 2:08.50 | - |
| 1:00.11 2:05.02 | | 59.95 2:08.50 | |
| 50 ROUSSIL, COLIN 16 UPPER MONTGOMERY, M 2:05.18 | - | 77 GRAVES, RUSTY 16 NW DUPAGE YMCA, IL 2:08.84 | - |
| 59.20 2:05.18 | | 1:00.89 2:08.84 | |
| 51 ZICCARDI, ANDREW 14 MONTCLAIR YMCA, NJ 2:05.34 | - | 78 ROBINSON, BEN 15 READING/BERKS, PA 2:08.93 | - |
| 59.87 2:05.34 | | 1:01.40 2:08.93 | |
| 52 TIEMEIER, BRIAN 13 POWEL CROSLY, OH 2:05.39 | - | 79 O'ROURKE, BRIAN 14 BURMINGHAM FAM, MI 2:08.95 | - |
| 1:01.07 2:05.39 | | 1:02.21 2:08.95 | |
| 53 BERTKE, MATT 15 M E LYONS YMCA, OH 2:05.70 | - | 80 HUCKABEE, RYAN 15 CHAPEL HL-CARBOR, N 2:09.08 | - |
| 1:00.67 2:05.70 | | 1:01.35 2:09.08 | |
| 54 WATKINS, GEORGE 16 MONTGOMERY YMCA, A 2:05.89 | - | 81 MACKOS, RYAN 16 BLUE ASH Y, OH 2:09.12 | - |
| 58.85 2:05.89 | | 1:01.93 2:09.12 | |
| 54 RAUEN, GREG 15 M E LYONS YMCA, OH 2:05.89 | - | 82 YOUNG, KEVIN 18 WESTERN MONMOUTH, N 2:09.19 | - |
| 1:01.75 2:05.89 | | 1:01.26 2:09.19 | |
| 56 MORENUS, JESSE 16 MARION COUNTY, FL 2:05.91 | - | 83 MUMFORD, GREG 17 GAMBLE-NIPPERT, OH 2:09.50 | - |
| 59.50 2:05.91 | | 1:01.77 2:09.50 | |
| 57 HAUSLANDEN, DOUG 16 M E LYONS YMCA, OH 2:05.92 | - | 84 BARTZ, JOSH 17 NW DUPAGE YMCA, IL 2:09.52 | - |
| 1:00.95 2:05.92 | | 1:02.96 2:09.52 | |
| 58 RODKEY, DREW 16 RAPPAHANNOCK, VA 2:06.08 | - | 85 REED, KYLE 15 GTR HOLYOKE, MA 2:09.66 | - |
| 59.19 2:06.08 | | 1:03.04 2:09.66 | |
| 59 SIMCOCK, MATT 16 NAPERVILLE AREA, I 2:06.21 | - | 86 VILLALON, ANDREW 16 FLUSHING YMCA, NY 2:09.69 | - |
| 1:01.57 2:06.21 | | 1:03.39 2:09.69 | |
| 60 MARK, DOUGLAS 17 FLUSHING YMCA, NY 2:06.96 | - | 86 MARTORANO, ANDREW 15 SO SHORE QUINCY, MA 2:09.69 | - |
| 1:00.04 2:06.96 | | 1:01.17 2:09.69 | |
| 61 BOYD, JOSH 15 SPARTANBURG, SC 2:07.02 | - | 88 LEASSNER, MAX 15 BLUE ASH Y, OH 2:09.96 | - |
| 1:01.92 2:07.02 | | 1:04.14 2:09.96 | |
| 62 ANDERSON, ANDREW 17 HAMILTON AREA, NJ 2:07.08 | - | 89 BENION, SCOTT 15 WEST SHORE YMCA, P 2:10.18 | - |
| 1:01.88 2:07.08 | | 1:02.74 2:10.18 | |
| 63 BURER, ANTHONY 16 FLUSHING YMCA, NY 2:07.17 | - | 90 STANCZYK, ERIC 14 NW DUPAGE YMCA, IL 2:10.31 | - |
| 1:00.91 2:07.17 | | 1:02.83 2:10.31 | |
| 64 TOPITS, JASON 17 COUNTRYSIDE Y, OH 2:07.20 | - | 91 ANDERSON, NICK 15 M E LYONS YMCA, OH 2:10.44 | - |
| 1:00.63 2:07.20 | | 1:03.41 2:10.44 | |
| 65 BIANCHINI, ANTHONY 17 GTR WESTFIELD, MA 2:07.32 | - | 92 GRESHOLDT, MARK 16 KISHWAUKEE, IL 2:10.45 | - |
| 1:00.57 2:07.32 | | 1:02.63 2:10.45 | |
| 66 HESS, JOEY 17 RAPPAHANNOCK, VA 2:07.35 | - | 92 FINN, JOEY 14 SOUTHSIDE VIRGINIA 2:10.45 | - |
| 1:00.90 2:07.35 | | 1:03.23 2:10.45 | |
| 67 SIEBERT, MARK 17 UPPER MAIN LINE, PA 2:07.48 | - | 94 COOPER, DERON 15 HAMDEN/N HAVEN, CT 2:10.81 | - |
| 59.35 2:07.48 | | 1:03.17 2:10.81 | |
| 68 BASEHEART, JOSH 15 SCHROEDER MIL, WI 2:07.66 | - | 95 REINIG, CHRIS 17 SOMERSET HILLS, NJ 2:11.08 | - |
| 1:02.27 2:07.66 | | 1:02.01 2:11.08 | |
| 69 FONDREN, CHAD 16 ANNE ARUNDEL CO, MD 2:07.75 | - | 96 HUBER, TOM 18 POWEL CROSLY, OH 2:11.09 | - |
| 1:00.64 2:07.75 | | 1:02.19 2:11.09 | |
| 70 KEYES, BRET 16 M E LYONS YMCA, OH 2:07.81 | - | 97 KUNST, KANE 15 WILTON FAMILY, CT 2:11.11 | - |
| 59.65 2:07.81 | | 1:03.52 2:11.11 | |
| 71 CRAIG, JEREMY 15 PIEDMONT FAMILY, V 2:07.83 | - | 98 LAMBERT, CHRIS 16 PULASKI-HENSEL, VA 2:11.44 | - |
| 1:02.11 2:07.83 | | 1:02.21 2:11.44 | |
| 72 PERRY, ANDREW 15 RALEIGH, NC 2:07.89 | - | 99 MATSON, JOHN 16 CHAPEL HL-CARBOR, N 2:11.51 | - |

1998 NATIONAL YMCA LONG COURSE
SWIMMING CHAMPIONSHIPS

Complete Meet Results-LC Meters

| | | | | | | | | | | | |
|-----|--------------------|----|---------------------|-----------------|---|-----|--------------------|----|---------------------|-----------------|---|
| 100 | CRADDOCK, BRIAN | 14 | PIEDMONT FAMILY, V | 2:11.63 | - | 127 | YARRINGTON, DANIEL | 15 | HAMILTON AREA, NJ | 2:14.16 | - |
| | | | | 1:02.48 2:11.51 | | | | | | 1:03.25 2:14.10 | |
| | | | | 1:02.65 2:11.63 | | | | | | 1:04.45 2:14.16 | |
| 101 | CROW, KYLE | 15 | SCHROEDER MIL, WI | 2:11.64 | - | 128 | SELLERS, JAY | 15 | REGIONAL FAMILY, P | 2:14.18 | - |
| | | | | 1:03.02 2:11.64 | | | | | | 1:05.39 2:14.18 | |
| 101 | RANTA, MARK | 14 | BEVERLY REGION, MA | 2:11.64 | - | 129 | WALLACE, TIM | 18 | WSTN/CATONSVILLE, M | 2:14.31 | - |
| | | | | 1:02.33 2:11.64 | | | | | | 1:02.89 2:14.31 | |
| 103 | HUBER, CHARLIE | 14 | POWEL CROSLEY, OH | 2:11.69 | - | 130 | BRUNNER, WILLIAM | 14 | PULASKI-HENSEL, VA | 2:14.33 | - |
| | | | | 1:03.68 2:11.69 | | | | | | 1:04.54 2:14.33 | |
| 104 | WILSON, CHAD | 15 | OAK PARK YMCA, MI | 2:11.82 | - | 131 | PRICE, DAN | 16 | FARMINGTON BR, MI | 2:14.41 | - |
| | | | | 1:04.49 2:11.82 | | | | | | 1:03.54 2:14.41 | |
| 105 | ST JULES, TOM | 15 | AURORA FAMILY, IL | 2:12.06 | - | 132 | MARTIN, JASON | 17 | MONTGOMERY YMCA, A | 2:14.56 | - |
| | | | | 1:01.64 2:12.06 | | | | | | 1:03.69 2:14.56 | |
| 106 | ELLIS, MATT | 18 | POCONO FAMILY, PA | 2:12.18 | - | 133 | KOSCIANSKI, RYAN | 13 | POWEL CROSLEY, OH | 2:14.66 | - |
| | | | | 1:01.23 2:12.18 | | | | | | 1:04.36 2:14.66 | |
| 107 | BALL, STEVE | 16 | M E LYONS YMCA, OH | 2:12.19 | - | 134 | HAAS, PAT | 15 | GAMBLE-NIPPERT, OH | 2:14.99 | - |
| | | | | 1:02.56 2:12.19 | | | | | | 1:04.72 2:14.99 | |
| 108 | BROWN, NICK | 16 | STATE COLLEGE, PA | 2:12.32 | - | 135 | DICKS, BILLY | 15 | RAPPAHANNOCK, VA | 2:15.22 | - |
| | | | | 1:01.49 2:12.32 | | | | | | 1:05.12 2:15.22 | |
| 109 | SCHNEIDER, JEFFREY | 15 | SO SHORE QUINCY, MA | 2:12.34 | - | 136 | NENADICH, ANDREW | 17 | FLUSHING YMCA, NY | 2:15.37 | - |
| | | | | 1:03.08 2:12.34 | | | | | | 1:04.33 2:15.37 | |
| 110 | DELGOBBO, DAVID | 15 | CHESHIRE BR, CT | 2:12.61 | - | 137 | CLEMSON, DANIEL | 14 | ANNE ARUNDEL CO, MD | 2:15.59 | - |
| | | | | 1:04.08 2:12.61 | | | | | | 1:03.97 2:15.59 | |
| 111 | POOLE, BRAD | 13 | SPARTANBURG, SC | 2:12.63 | - | 138 | TRUMP, MICHAEL | 15 | YORK & YORK CO, PA | 2:15.72 | - |
| | | | | 1:03.10 2:12.63 | | | | | | 1:05.32 2:15.72 | |
| 112 | CHAMBERS, MATTHEW | 13 | KISHWAUKEE, IL | 2:12.88 | - | 139 | CHAO, RYON | 17 | RALEIGH, NC | 2:16.16 | - |
| | | | | 1:03.48 2:12.88 | | | | | | 1:04.69 2:16.16 | |
| 113 | NEWCOMB, WILLIAM | 14 | PULASKI-HENSEL, VA | 2:12.92 | - | 140 | KLEINERT, MIKE | 17 | METUCHEN-EDISON, N | 2:16.21 | - |
| | | | | 1:04.40 2:12.92 | | | | | | 1:04.88 2:16.21 | |
| 114 | EUCALITTO, MATTHEW | | NW CONNECTICUT, CT | 2:12.94 | - | 140 | LOCKWOOD, TREVOR | 16 | HIGH POINT CNTL, OH | 2:16.21 | - |
| | | | | 1:05.26 2:12.94 | | | | | | 1:02.93 2:16.21 | |
| 115 | KANAVAL, JOSEPH | 16 | WESTERN MONMOUTH, N | 2:12.97 | - | 142 | VOELPEL, NICK | 18 | FLINT YMCA, MI | 2:16.30 | - |
| | | | | 1:02.98 2:12.97 | | | | | | 1:04.81 2:16.30 | |
| 116 | HIVELY, NATHAN | 18 | COUNTRYSIDE Y, OH | 2:13.02 | - | 143 | DANFORTH, MITCH | 13 | RALEIGH, NC | 2:16.33 | - |
| | | | | 1:01.77 2:13.02 | | | | | | 1:03.26 2:16.33 | |
| 117 | BOWMAN, HUGH | 13 | MONTGOMERY YMCA, A | 2:13.14 | - | 144 | ARMBRUSTER, JAMES | 16 | GTR SCRANTON, PA | 2:16.46 | - |
| | | | | 1:03.60 2:13.14 | | | | | | 1:05.38 2:16.46 | |
| 118 | SEETH, DAN | 15 | HAMILTON AREA, NJ | 2:13.32 | - | 145 | LIMOUZE, THOMAS | 14 | POWEL CROSLEY, OH | 2:16.50 | - |
| | | | | 1:03.64 2:13.32 | | | | | | 1:05.04 2:16.50 | |
| 119 | MEYERS, ERIC | 15 | POWEL CROSLEY, OH | 2:13.47 | - | 146 | TOMES, MICHAEL | 14 | M E LYONS YMCA, OH | 2:16.79 | - |
| | | | | 1:04.03 2:13.47 | | | | | | 1:05.45 2:16.79 | |
| 120 | PETTERS, ANDY | 16 | RALEIGH, NC | 2:13.77 | - | 147 | VALETOV, ANATOLI | 19 | STATE COLLEGE, PA | 2:16.95 | - |
| | | | | 1:04.52 2:13.77 | | | | | | 1:04.64 2:16.95 | |
| 121 | HALDEMAN, CLIFFORD | 15 | WESTFIELD Y, NJ | 2:13.81 | - | 148 | HEIM, RICHARD | 15 | ANNE ARUNDEL CO, MD | 2:16.97 | - |
| | | | | 1:03.47 2:13.81 | | | | | | 1:05.57 2:16.97 | |
| 122 | STANCZYK, NICK | 16 | NW DUPAGE YMCA, IL | 2:13.86 | - | 149 | CULL, MATT | 15 | NW DUPAGE YMCA, IL | 2:17.07 | - |
| | | | | 1:04.42 2:13.86 | | | | | | 1:05.31 2:17.07 | |
| 123 | WHITCOMB, BEN | 14 | SCHROEDER MIL, WI | 2:13.93 | - | 150 | URBANO, KRISTOPHER | 13 | WESTERN MONMOUTH, N | 2:17.27 | - |
| | | | | 1:04.89 2:13.93 | | | | | | 1:04.45 2:17.27 | |
| 124 | BARTZ, BEN | 14 | NW DUPAGE YMCA, IL | 2:13.95 | - | 151 | BARNES, STEVEN | 15 | BRANDYWINE BR, PA | 2:17.63 | - |
| | | | | 1:04.72 2:13.95 | | | | | | 1:05.49 2:17.63 | |
| 125 | ROLLINS, JONATHAN | 16 | COASTAL GEORGIA, GA | 2:13.98 | - | 152 | COSGROVE, BRAD | 18 | JOLIET AREA, IL | 2:17.65 | - |
| | | | | 1:04.19 2:13.98 | | | | | | 1:04.30 2:17.65 | |
| 126 | HOWARD, JARED | 15 | CENTRAL KENTUCKY | 2:14.10 | - | 153 | MAKI, BOB | 16 | SO CHESTER CTY, PA | 2:17.71 | - |

1998 NATIONAL YMCA LONG COURSE
SWIMMING CHAMPIONSHIPS

Complete Meet Results-LC Meters

| | | | |
|----------------------|-----------------------|---------|---|
| 154 MORTON, TYLER | 15 BEAVERCREEK Y, OH | 2:17.77 | - |
| 155 LESKO, GEORGE | 14 REGIONAL FAMILY, P | 2:18.00 | - |
| 156 PROTAS, JOHN | 14 WEST SHORE YMCA, P | 2:18.02 | - |
| 157 WAGNER, PETER | 16 OSHKOSH COMM, WI | 2:18.78 | - |
| 158 TOLL, EDDIE | 16 WILMINGTON FAM, NC | 2:19.60 | - |
| 159 YOUNG, CALVIN | 15 CORNING COMM, NY | 2:19.77 | - |
| 160 VANDERBEKEN, TIM | 18 GTR MANCHESTER, NH | 2:20.06 | - |
| 161 WILSON, JOSH | 17 OAK PARK YMCA, MI | 2:20.45 | - |
| 162 LAVOIE, DEREK | 17 GTR WESTFIELD, MA | 2:23.93 | - |
| - RE, JOE | 16 GAMBLE-NIPPERT, OH | DQ | - |

| | | | |
|---------------------|-----------------------|---------|---|
| 14 CRAGGS, HOLLY | 17 MARION COUNTY, FL | 2:30.20 | 3 |
| 15 SWANEY, ANDREA | 14 HAMILTON AREA, NJ | 2:30.71 | 2 |
| 16 FEINTHEL, JACKIE | 14 MONTCLAIR YMCA, NJ | 2:32.19 | 1 |

| PL | Name | Age | Team | Prelims | Pts |
|----|--------------------|-----|--------------------|---------|-----|
| 1 | URSINI, JILL | 15 | BLUE ASH Y, OH | 2:22.47 | - |
| 2 | PARKS, CATHERINE | 15 | WINSTON-SALEM, NC | 2:23.72 | - |
| 3 | ROSS, LEAH | 17 | M E LYONS YMCA, OH | 2:25.01 | - |
| 4 | REYNOLDS, MICHELLE | 15 | POWEL CROSLEY, OH | 2:25.72 | - |
| 5 | FIGH, LEIGH | 17 | MONTGOMERY YMCA, A | 2:26.42 | - |
| 6 | ORR, MELISSA | 17 | SPARTANBURG, SC | 2:26.54 | - |
| 7 | OTTENBREIT, KELLY | 15 | HAMDEN/N HAVEN, CT | 2:26.88 | - |
| 8 | ANDREWS, JAMIE | 16 | SOUTHSIDE VIRGINIA | 2:27.79 | - |
| 9 | SPRADLIN, JAMIE | 16 | ROANOKE CNTRL, VA | 2:28.25 | - |
| 10 | TOMES, EMILY | 16 | M E LYONS YMCA, OH | 2:28.51 | - |
| 11 | HOLMAN, MEREDITH | 15 | SPARTANBURG, SC | 2:28.76 | - |
| 12 | CRAGGS, HOLLY | 17 | MARION COUNTY, FL | 2:29.25 | - |
| 13 | KELLEY, HEATHER | 17 | SCHROEDER MIL, WI | 2:29.77 | - |
| 14 | TAFT, LAUREN | 14 | WILTON FAMILY, CT | 2:29.99 | - |
| 15 | SWANEY, ANDREA | 14 | HAMILTON AREA, NJ | 2:31.40 | - |
| 16 | FEINTHEL, JACKIE | 14 | MONTCLAIR YMCA, NJ | 2:31.41 | - |
| 17 | BUMGARDNER, RACHEL | 15 | RALEIGH, NC | 2:31.48 | - |
| 18 | CARROLL, EMILY | 14 | HAGERSTOWN, MD | 2:31.49 | - |
| 19 | HOMAN, CHELSEA | 15 | M E LYONS YMCA, OH | 2:31.63 | - |
| 20 | BIRD, LAUREN | 16 | SPARTANBURG, SC | 2:31.70 | - |
| 21 | MADONIA, REGAN | 18 | FLUSHING YMCA, NY | 2:32.34 | - |
| 22 | MCCOY, APRIL | 14 | MONTGOMERY YMCA, A | 2:32.45 | - |
| 23 | ROSEN, RACHEL | 16 | BEVERLY REGION, MA | 2:32.77 | - |

Event 13 Women 200 Fly

NATIONAL: * 2:16.53 J. TODISCO - CAPE ANN, MA 08/91

| PL | Name | Age | Team | Finals | Pts |
|----------------|--------------------|-----|--------------------|---------|-----|
| * Finals | | | | | |
| 1 | PARKS, CATHERINE | 15 | WINSTON-SALEM, NC | 2:20.03 | 20 |
| 2 | ROSS, LEAH | 17 | M E LYONS YMCA, OH | 2:20.57 | 17 |
| 3 | URSINI, JILL | 15 | BLUE ASH Y, OH | 2:22.57 | 16 |
| 4 | OTTENBREIT, KELLY | 15 | HAMDEN/N HAVEN, CT | 2:22.62 | 15 |
| 5 | REYNOLDS, MICHELLE | 15 | POWEL CROSLEY, OH | 2:24.65 | 14 |
| 6 | ORR, MELISSA | 17 | SPARTANBURG, SC | 2:26.01 | 13 |
| 7 | ANDREWS, JAMIE | 16 | SOUTHSIDE VIRGINIA | 2:26.45 | 12 |
| 8 | FIGH, LEIGH | 17 | MONTGOMERY YMCA, A | 2:28.49 | 11 |
| * Consolations | | | | | |
| 9 | SPRADLIN, JAMIE | 16 | ROANOKE CNTRL, VA | 2:25.04 | 9 |
| 10 | TOMES, EMILY | 16 | M E LYONS YMCA, OH | 2:25.47 | 7 |
| 11 | HOLMAN, MEREDITH | 15 | SPARTANBURG, SC | 2:25.83 | 6 |
| 12 | KELLEY, HEATHER | 17 | SCHROEDER MIL, WI | 2:26.86 | 5 |
| 13 | TAFT, LAUREN | 14 | WILTON FAMILY, CT | 2:28.55 | 4 |

1998 NATIONAL YMCA LONG COURSE
SWIMMING CHAMPIONSHIPS

Complete Meet Results-LC Meters

| | | | |
|---|---|---|---|
| 1:13.58 2:32.77 | | 1:14.73 2:38.97 | |
| 23 PLEASANTS, LAUREN 14 WINSTON-SALEM, NC 2:32.77 | - | 51 SMITH, HEATHER 15 RALEIGH, NC 2:39.06 | - |
| 1:12.31 2:32.77 | | 1:13.59 2:39.06 | |
| 25 MARCHETTI, SHANA 17 UPPER MAIN LINE, PA 2:33.33 | - | 52 NONEMAKER, JESSICA 14 WEST SHORE YMCA, P 2:39.19 | - |
| 1:11.34 2:33.33 | | 1:15.68 2:39.19 | |
| 26 GREENSTREET, TYLER 14 WINSTON-SALEM, NC 2:33.67 | - | 53 MCCARTHY, LINDSAY 14 BEVERLY REGION, MA 2:39.50 | - |
| 1:12.49 2:33.67 | | 1:15.32 2:39.50 | |
| 27 HELMERS, MAGGIE 17 FAIRFIELD BR, OH 2:34.39 | - | 54 SHEA, KELLY 18 NW DUPAGE YMCA, IL 2:39.60 | - |
| 1:11.60 2:34.39 | | 1:14.61 2:39.60 | |
| 28 DOLAN, BECKY 17 BOYERTOWN AREA, PA 2:34.43 | - | 55 MCDONALD, MEGAN 18 CATAWBA VALLEY, NC 2:39.84 | - |
| 1:13.16 2:34.43 | | 1:16.64 2:39.84 | |
| 29 ABILDGAARD, CARRIE 16 HAMDEN/N HAVEN, CT 2:34.74 | - | 56 MARKIN, LINDSAY 15 NW DUPAGE YMCA, IL 2:40.02 | - |
| 1:13.94 2:34.74 | | 1:14.26 2:40.02 | |
| 29 SNYDER, AUTUM 16 WAYNESBORO FAM, VA 2:34.74 | - | 57 LEGG, KATE 13 PIEDMONT FAMILY, V 2:40.30 | - |
| 1:12.48 2:34.74 | | 1:14.38 2:40.30 | |
| 31 WIMMER, JILL 16 SO TOLEDO BR, OH 2:34.91 | - | 58 FISHER, SARAH 13 WEST SHORE YMCA, P 2:40.85 | - |
| 1:13.78 2:34.91 | | 1:15.57 2:40.85 | |
| 32 WALDBILLIG, S. 18 POWEL CROSLEY, OH 2:34.94 | - | 59 ATKINSON, MICHELLE 15 RAPPAHANNOCK, VA 2:41.02 | - |
| 1:13.43 2:34.94 | | 1:15.27 2:41.02 | |
| 33 STRUNK, DEANNA 14 READING/BERKS, PA 2:35.15 | - | 60 RESETAR, LORRI 17 CHAPEL HL-CARBOR,N 2:41.10 | - |
| 1:12.79 2:35.15 | | 1:15.09 2:41.10 | |
| 34 MEIRS, JULIE 17 HAMILTON AREA, NJ 2:35.77 | - | 61 MELVILLE, ERIN 16 TRI-CITY FAM, KY 2:41.15 | - |
| 1:12.87 2:35.77 | | 1:14.87 2:41.15 | |
| 35 WHITBECK, PEGGY 16 MEADVILLE YMCA, PA 2:35.78 | - | 62 WAGNER, BETH 16 ROANOKE CNTRL, VA 2:41.37 | - |
| 1:16.21 2:35.78 | | 1:13.67 2:41.37 | |
| 36 ANDERSON, KELLEY 14 HUNTINGTON, WV 2:35.84 | - | 63 ULRICH, KRISTY 15 CHAPEL HL-CARBOR,N 2:41.80 | - |
| 1:13.68 2:35.84 | | 1:17.56 2:41.80 | |
| 37 CATTRELL, CAREY 14 WILTON FAMILY, CT 2:36.33 | - | 64 CHILD, KRISTEN 14 ANNE ARUNDEL CO,MD 2:42.14 | - |
| 1:15.14 2:36.33 | | 1:16.60 2:42.14 | |
| 38 ARMSTRONG, JAIMI 17 SO TOLEDO BR, OH 2:36.54 | - | 64 BRAY, JODY 17 BOYERTOWN AREA, PA 2:42.14 | - |
| 1:13.72 2:36.54 | | 1:18.66 2:42.14 | |
| 39 WAGNER, KATIE 14 ANNE ARUNDEL CO,MD 2:36.86 | - | 66 SKODA, NORI 13 SOMERSET HILLS, NJ 2:42.52 | - |
| 1:14.66 2:36.86 | | 1:16.66 2:42.52 | |
| 40 SCHOCK, MARY 17 BOYERTOWN AREA, PA 2:37.04 | - | 67 GEISLER, KIM 13 NW DUPAGE YMCA, IL 2:42.76 | - |
| 1:11.55 2:37.04 | | 1:16.26 2:42.76 | |
| 41 MORRISON, AUDREY 15 COUNTRYSIDE Y, OH 2:37.11 | - | 68 FLORIO, DANIELLE 16 MONTCLAIR YMCA, NJ 2:43.04 | - |
| 1:13.62 2:37.11 | | 1:14.68 2:43.04 | |
| 42 ROBISON, KATIE 15 KISHWAUKEE, IL 2:37.47 | - | 69 BROXTERMAN, AMY 15 POWEL CROSLEY, OH 2:43.13 | - |
| 1:11.48 2:37.47 | | 1:13.36 2:43.13 | |
| 43 MADONIA, MICHELLE 17 OAK PARK YMCA, IL 2:37.57 | - | 70 FURST, KIM 16 NILES-BUCHANAN, MI 2:43.23 | - |
| 1:12.09 2:37.57 | | 1:15.38 2:43.23 | |
| 44 HARMS, RACHEL 15 MARION COUNTY, FL 2:37.69 | - | 70 BALAGUER, BETSY 13 HARFORD COUNTY, MD 2:43.23 | - |
| 1:15.43 2:37.69 | | 1:14.75 2:43.23 | |
| 45 SANDMANN, LEAH 17 GRAND RAPIDS SE, M 2:37.74 | - | 72 PRESTON, LINDSEY 14 CENTRAL KENTUCKY 2:43.54 | - |
| 1:12.68 2:37.74 | | 1:16.78 2:43.54 | |
| 46 KRAMER, ANNIE 17 ANNE ARUNDEL CO,MD 2:37.89 | - | 73 TURPIN, KAREN 16 HAMILTON AREA, NJ 2:43.92 | - |
| 1:12.27 2:37.89 | | 1:14.55 2:43.92 | |
| 47 UNDERWOOD, MEGGIE 13 HENDERSON CO, KY 2:38.13 | - | 74 CONDON, MEG 14 NEW CANAAN, CT 2:44.29 | - |
| 1:14.77 2:38.13 | | 1:17.59 2:44.29 | |
| 48 COOPER, MARY 18 NW DUPAGE YMCA, IL 2:38.48 | - | 75 O'CONNOR, JANEEN 17 METUCHEN-EDISON, N 2:44.47 | - |
| 1:14.95 2:38.48 | | 1:13.93 2:44.47 | |
| 49 GIESEKER, PAM 14 POWEL CROSLEY, OH 2:38.96 | - | 76 RIDDELL, LINDSEY 15 DANVERS YMCA, MA 2:44.49 | - |
| 1:14.44 2:38.96 | | 1:16.54 2:44.49 | |
| 50 BOWERS, ELIZABETH 15 POWEL CROSLEY, OH 2:38.97 | - | 77 HEWITT, LOUISE 15 COUNTRYSIDE Y, OH 2:44.66 | - |

1998 NATIONAL YMCA LONG COURSE
SWIMMING CHAMPIONSHIPS

Complete Meet Results-LC Meters

| | | | | | | | | | |
|------------------------|-----------------------|---------|---|---|-----------------------|---------|---------------------|---------|-----|
| 78 BIVONA, JAMIE | 14 WILTON FAMILY, CT | 2:44.78 | - | 105 PINKSTON, LAUREN | 13 SOUTHSIDE VIRGINIA | 2:54.21 | - | | |
| 1:18.59 2:44.66 | | | | 1:19.48 2:53.99 | | | | | |
| 1:15.59 2:44.78 | | | | 1:20.01 2:54.21 | | | | | |
| 79 STOUFFER, STACIA | 15 HAGERSTOWN, MD | 2:44.94 | - | 106 BOUCHER, EILEEN | 16 NW DUPAGE YMCA, IL | 2:54.22 | - | | |
| 1:16.29 2:44.94 | | | | 1:17.00 2:54.22 | | | | | |
| 80 KALATA, LAUREN | 14 WILTON FAMILY, CT | 2:45.30 | - | 107 MCFERRAN, JESSE | 15 BLUE ASH Y, OH | 2:55.11 | - | | |
| 1:15.98 2:45.30 | | | | 1:19.09 2:55.11 | | | | | |
| 81 JONES, SARAH | 16 GAMBLE-NIPPERT, OH | 2:45.52 | - | 108 BELLIVEAU, A. | 14 GTR HOLYOKE, MA | 2:55.29 | - | | |
| 1:16.96 2:45.52 | | | | 1:20.46 2:55.29 | | | | | |
| 82 WALL, LESLEY | 15 RAPPAHANNOCK, VA | 2:46.86 | - | 109 SCHMITT, JACKLYN | 17 FLUSHING YMCA, NY | 2:55.53 | - | | |
| 1:18.91 2:46.86 | | | | 1:15.43 2:55.53 | | | | | |
| 83 THOMPSON, STEFANIE | 14 CENTRAL KENTUCKY | 2:46.89 | - | 110 HERDER, RACHEL | 16 STEVENS POINT, WI | 2:55.62 | - | | |
| 1:19.78 2:46.89 | | | | 1:22.79 2:55.62 | | | | | |
| 84 SNEDIKER, ASHLEY | 13 ANDOVER, MA | 2:46.99 | - | 111 CENTOFANTI, LAURA | 17 OLD COLONY, MA | 2:56.66 | - | | |
| 1:18.43 2:46.99 | | | | 1:20.62 2:56.66 | | | | | |
| 85 RAKES, MARNI | 16 CENTRAL KENTUCKY | 2:47.08 | - | 112 HORVATH, KRISTIN | 15 FAIRFIELD YMCA, CT | 2:56.73 | - | | |
| 1:17.26 2:47.08 | | | | 1:23.38 2:56.73 | | | | | |
| 86 JOHNSON, KRISTINA | 15 CENTRAL KENTUCKY | 2:48.00 | - | 113 KERIVAN, LAUREN | 15 N SUB BOSTON, MA | 2:59.86 | - | | |
| 1:18.07 2:48.00 | | | | 1:19.95 2:59.86 | | | | | |
| 87 BOW, ALEAH | 17 CENTRAL KENTUCKY | 2:48.61 | - | 114 CARTER, ERIN | 16 CHAPEL HL-CARBOR,N | 3:00.51 | - | | |
| 1:19.64 2:48.61 | | | | 1:20.11 3:00.51 | | | | | |
| 88 VOLLSTEDT, KATIE | 15 APPLETON Y, WI | 2:48.84 | - | 115 MICHAELS, EMILY | 15 ANNE ARUNDEL CO,MD | 3:01.53 | - | | |
| 1:19.54 2:48.84 | | | | 1:22.72 3:01.53 | | | | | |
| 89 GORSUCH, CORINNE | 17 HAGERSTOWN, MD | 2:48.91 | - | - WEBB, MELLISA | 14 HUNTINGTON, WV | DQ | - | | |
| 1:18.98 2:48.91 | | | | - HEREFORD, SARAH | 15 HUNTINGTON, WV | DQ | - | | |
| 90 RAYMOND, RAYNELLE | 17 BOYERTOWN AREA, PA | 2:49.04 | - | - ANDERSON, ALEXIA | 13 HUNTINGTON, WV | DQ | - | | |
| 1:18.51 2:49.04 | | | | | | | | | |
| 91 KIEL, ANNA | 14 OAK PARK YMCA, IL | 2:49.41 | - | ===== | | | | | |
| 1:20.85 2:49.41 | | | | Event 14 Men 200 Fly | | | | | |
| 92 WRIGHT, KELLY | 16 GTR BURLINGTON, VT | 2:49.83 | - | NATIONAL: * 2:04.56 J. PALTRACO - SPARTANBURG, SC 08/97 | | | | | |
| 1:18.27 2:49.83 | | | | PL | Name | Age | Team | Finals | Pts |
| 93 DEFRESE, MICHELLE | 17 METUCHEN-EDISON, N | 2:49.97 | - | ----- | | | | | |
| 1:18.38 2:49.97 | | | | * Finals | | | | | |
| 94 DAVIS, ALLYSON | 15 M E LYONS YMCA, OH | 2:50.77 | - | 1 | GRAVES, JAMES | 16 | NW DUPAGE YMCA, IL | 2:06.37 | 20 |
| 1:18.91 2:50.77 | | | | | 1:00.76 2:06.37 | | | | |
| 95 SHAMSUDDIN, EMILY | 14 BEVERLY REGION, MA | 2:50.90 | - | 2 | KOZYRA, NICK | 16 | METUCHEN-EDISON, N | 2:06.66 | 17 |
| 1:19.86 2:50.90 | | | | | 59.55 2:06.66 | | | | |
| 96 KNUDSON, STACEY | 14 BOYERTOWN AREA, PA | 2:51.19 | - | 3 | PERRY, WARREN | 17 | RALEIGH, NC | 2:09.34 | 16 |
| 1:18.35 2:51.19 | | | | | 1:00.88 2:09.34 | | | | |
| 97 HALL, AMANDA | 13 CENTRAL KENTUCKY | 2:51.27 | - | 4 | BOATRIGHT, JEFF | 16 | WAYNESBORO FAM, VA | 2:09.48 | 15 |
| 1:20.14 2:51.27 | | | | | 1:00.62 2:09.48 | | | | |
| 98 NOWAK, MARY | 15 AURORA FAMILY, IL | 2:51.91 | - | 5 | MERRILL, DANIEL | 17 | UPPER MONTGOMERY, M | 2:09.53 | 14 |
| 1:19.86 2:51.91 | | | | | 1:01.76 2:09.53 | | | | |
| 99 GUSICK, CAROLYN | 13 METUCHEN-EDISON, N | 2:51.98 | - | 6 | VEAZEY, JAMES | 16 | HAMDEN/N HAVEN, CT | 2:10.13 | 13 |
| 1:19.51 2:51.98 | | | | | 1:02.86 2:10.13 | | | | |
| 100 WEHRENBURG, BROOKE | 15 NAPERVILLE AREA, I | 2:52.36 | - | 7 | THOMAS, GREG | 17 | GAMBLE-NIPPERT, OH | 2:11.08 | 12 |
| 1:19.25 2:52.36 | | | | | 1:02.78 2:11.08 | | | | |
| 101 CLUKEY, CASEY | 13 M E LYONS YMCA, OH | 2:52.65 | - | 8 | PINNEY, NATE | 17 | M E LYONS YMCA, OH | 2:12.51 | 11 |
| 1:20.13 2:52.65 | | | | | 1:01.94 2:12.51 | | | | |
| 102 REIDER, JESSIE | 16 SCHROEDER MIL, WI | 2:52.88 | - | * Consolations | | | | | |
| 1:20.14 2:52.88 | | | | 9 | DESORBO, ANDREW | 16 | ROWAN COUNTY, NC | 2:11.60 | 9 |
| 103 BURANT, APRIL | 16 STEVENS POINT, WI | 2:53.92 | - | | 1:02.89 2:11.60 | | | | |
| 1:21.50 2:53.92 | | | | 10 | SLOUF, ERICH | 18 | NAPERVILLE AREA, I | 2:12.30 | 7 |
| 104 KINDL, PAIGE | 18 NW DUPAGE YMCA, IL | 2:53.99 | - | | 1:02.64 2:12.30 | | | | |

1998 NATIONAL YMCA LONG COURSE
SWIMMING CHAMPIONSHIPS

Complete Meet Results-LC Meters

| PL | Name | Age | Team | Prelims | Pts |
|----|--------------------|---------|--------------------|---------|-----|
| 11 | CHESSON, WIN | 14 | CHAPEL HL-CARBOR,N | 2:13.11 | 6 |
| | 1:03.70 | 2:13.11 | | | |
| 12 | PELL, DAVID | 17 | SPARTANBURG, SC | 2:13.23 | 5 |
| | 1:04.02 | 2:13.23 | | | |
| 13 | SWANEY, DWIGHT | 16 | HAMILTON AREA, NJ | 2:13.25 | 4 |
| | 1:04.54 | 2:13.25 | | | |
| 14 | MCLEOD, GEOFF | 16 | ROANOKE CNTRL, VA | 2:16.64 | 3 |
| | 1:04.10 | 2:16.64 | | | |
| 15 | BRUESCH, ADAM | 16 | NW DUPAGE YMCA, IL | 2:16.85 | 2 |
| | 1:04.38 | 2:16.85 | | | |
| 16 | PULSKAMP, BENJAMIN | 15 | SPARTANBURG, SC | 2:16.89 | 1 |
| | 1:06.01 | 2:16.89 | | | |
| 1 | KOZYRA, NICK | 16 | METUCHEN-EDISON, N | 2:06.68 | - |
| | 59.44 | 2:06.68 | | | |
| 2 | VEAZEY, JAMES | 16 | HAMDEN/N HAVEN, CT | 2:08.95 | - |
| | 1:02.72 | 2:08.95 | | | |
| 3 | MERRILL, DANIEL | 17 | UPPER MONTGOMERY,M | 2:09.06 | - |
| | 1:01.91 | 2:09.06 | | | |
| 4 | GRAVES, JAMES | 16 | NW DUPAGE YMCA, IL | 2:09.47 | - |
| | 1:00.74 | 2:09.47 | | | |
| 5 | BOATRIGHT, JEFF | 16 | WAYNESBORO FAM, VA | 2:10.91 | - |
| | 1:01.72 | 2:10.91 | | | |
| 6 | THOMAS, GREG | 17 | GAMBLE-NIPPERT, OH | 2:11.07 | - |
| | 1:02.10 | 2:11.07 | | | |
| 7 | PERRY, WARREN | 17 | RALEIGH, NC | 2:11.75 | - |
| | 1:02.27 | 2:11.75 | | | |
| 8 | PINNEY, NATE | 17 | M E LYONS YMCA, OH | 2:11.83 | - |
| | 1:02.11 | 2:11.83 | | | |
| 9 | PELL, DAVID | 17 | SPARTANBURG, SC | 2:13.73 | - |
| | 1:02.38 | 2:13.73 | | | |
| 10 | SWANEY, DWIGHT | 16 | HAMILTON AREA, NJ | 2:14.28 | - |
| | 1:04.79 | 2:14.28 | | | |
| 11 | CHESSON, WIN | 14 | CHAPEL HL-CARBOR,N | 2:15.25 | - |
| | 1:03.94 | 2:15.25 | | | |
| 12 | SLOUF, ERICH | 18 | NAPERVILLE AREA, I | 2:15.49 | - |
| | 1:02.71 | 2:15.49 | | | |
| 13 | MCLEOD, GEOFF | 16 | ROANOKE CNTRL, VA | 2:15.97 | - |
| | 1:02.62 | 2:15.97 | | | |
| 14 | BRUESCH, ADAM | 16 | NW DUPAGE YMCA, IL | 2:16.15 | - |
| | 1:05.04 | 2:16.15 | | | |
| 15 | PULSKAMP, BENJAMIN | 15 | SPARTANBURG, SC | 2:16.80 | - |
| | 1:04.83 | 2:16.80 | | | |
| 16 | DESORBO, ANDREW | 16 | ROWAN COUNTY, NC | 2:17.20 | - |
| | 1:03.10 | 2:17.20 | | | |
| 17 | FIGH, MATTHEW | 15 | MONTGOMERY YMCA, A | 2:17.79 | - |
| | 1:04.43 | 2:17.79 | | | |
| 18 | BURSTEIN, SETH | 17 | METUCHEN-EDISON, N | 2:18.22 | - |
| | 1:02.70 | 2:18.22 | | | |
| 19 | HELVEY, DEREK | 16 | NW DUPAGE YMCA, IL | 2:18.31 | - |
| | 1:04.38 | 2:18.31 | | | |
| 20 | HUGHES, CHARLIE | 16 | GOLDSBORO YMCA, NC | 2:18.34 | - |
| | | | | | |
| 21 | TOMES, MARTIN | 14 | M E LYONS YMCA, OH | 2:18.87 | - |
| | 1:06.45 | 2:18.87 | | | |
| 22 | KRING, ADAM | 17 | FRANKFORT Y, KY | 2:19.16 | - |
| | 1:06.35 | 2:19.16 | | | |
| 23 | KNIPPENBERG, BRADY | 16 | NAPERVILLE AREA, I | 2:20.28 | - |
| | 1:06.81 | 2:20.28 | | | |
| 24 | MILLS, JON | 16 | RALEIGH, NC | 2:20.51 | - |
| | 1:06.28 | 2:20.51 | | | |
| 25 | GRAVLEY, GRAHAM | 19 | PULASKI-HENSEL, VA | 2:20.96 | - |
| | 1:06.07 | 2:20.96 | | | |
| 26 | WAGNER, JEFF | 17 | FANWOOD/SCOTCH PLN | 2:21.04 | - |
| | 1:04.81 | 2:21.04 | | | |
| 27 | HARVEY, TODD | 18 | REGIONAL FAMILY, P | 2:21.15 | - |
| | 1:03.59 | 2:21.15 | | | |
| 28 | WELSH, BRYAN | 15 | HAMILTON AREA, NJ | 2:21.48 | - |
| | 1:07.06 | 2:21.48 | | | |
| 29 | SWIGON, MICHAEL | 17 | ROWAN COUNTY, NC | 2:21.85 | - |
| | 1:05.23 | 2:21.85 | | | |
| 30 | DESANDRE, ROBERT | 16 | HAMILTON AREA, NJ | 2:22.57 | - |
| | 1:08.02 | 2:22.57 | | | |
| 31 | GRAVES, WESLEY | 13 | NW DUPAGE YMCA, IL | 2:22.63 | - |
| | 1:06.91 | 2:22.63 | | | |
| 32 | SANDERS, STEPHEN | 14 | RALEIGH, NC | 2:22.84 | - |
| | 1:06.87 | 2:22.84 | | | |
| 33 | LIPPERT, CAMERON | 15 | PLAYGROUND AREA, F | 2:23.10 | - |
| | 1:06.88 | 2:23.10 | | | |
| 34 | PETTERS, ANDY | 16 | RALEIGH, NC | 2:24.30 | - |
| | 1:08.92 | 2:24.30 | | | |
| 34 | O'ROURKE, BRIAN | 14 | BURMINGHAM FAM, MI | 2:24.30 | - |
| | 1:06.37 | 2:24.30 | | | |
| 36 | PELL, RICHARD | 13 | SPARTANBURG, SC | 2:24.54 | - |
| | 1:09.66 | 2:24.54 | | | |
| 37 | LASEKE, IAN | 17 | GAMBLE-NIPPERT, OH | 2:24.55 | - |
| | 1:08.21 | 2:24.55 | | | |
| 38 | FREEDMAN, COURT | 15 | ROANOKE CNTRL, VA | 2:24.78 | - |
| | 1:09.03 | 2:24.78 | | | |
| 39 | HUCKABEE, RYAN | 15 | CHAPEL HL-CARBOR,N | 2:24.83 | - |
| | 1:08.42 | 2:24.83 | | | |
| 40 | WOMBLE, HUNTER | 14 | CHAPEL HL-CARBOR,N | 2:25.42 | - |
| | 1:07.81 | 2:25.42 | | | |
| 41 | CORBIN, NATE | 16 | SPARTANBURG, SC | 2:25.95 | - |
| | 1:07.99 | 2:25.95 | | | |
| 42 | TUCKER, ROBERT | 17 | CHAMBERS MEM Y, WV | 2:26.07 | - |
| | 1:08.04 | 2:26.07 | | | |
| 43 | BUTEAU, GOEFFREY | 15 | PLAYGROUND AREA, F | 2:26.21 | - |
| | 1:06.02 | 2:26.21 | | | |
| 44 | ROBSON, SCOTT | 14 | NW DUPAGE YMCA, IL | 2:26.78 | - |
| | 1:08.99 | 2:26.78 | | | |
| 45 | THOMPSON, ROBBIE | 16 | CENTRAL KENTUCKY | 2:26.97 | - |
| | 1:06.81 | 2:26.97 | | | |
| 46 | KUNST, KANE | 15 | WILTON FAMILY, CT | 2:27.30 | - |
| | 1:09.39 | 2:27.30 | | | |
| 47 | SZWEDA, BRAD | 15 | NW DUPAGE YMCA, IL | 2:27.72 | - |
| | | | | | |

1998 NATIONAL YMCA LONG COURSE
SWIMMING CHAMPIONSHIPS

Complete Meet Results-LC Meters

| | | | | | | | |
|-----------------------|------------------------|---------|---|-----------------------|------------------------|---------|---|
| 48 LUCHNER, RYAN | 14 MONTGOMERY YMCA, A | 2:27.97 | - | 75 YARRINGTON, DANIEL | 15 HAMILTON AREA, NJ | 2:36.27 | - |
| 1:06.49 | 2:27.72 | | | 1:10.93 | 2:36.04 | | |
| 1:07.42 | 2:27.97 | | | 1:14.63 | 2:36.27 | | |
| 49 FUNCH, MATT | 16 BLUE ASH Y, OH | 2:28.76 | - | 76 RICHARDI, ANDREW | 16 MORRIS CENTER, NJ | 2:36.61 | - |
| 1:10.31 | 2:28.76 | | | 1:12.49 | 2:36.61 | | |
| 50 FEICHTNER, JACK | 15 POWEL CROSLEY, OH | 2:29.07 | - | 77 LISTON, GREY | 13 RALEIGH, NC | 2:36.70 | - |
| 1:10.04 | 2:29.07 | | | 1:14.34 | 2:36.70 | | |
| 51 D'ANNUNZIO, M. | 14 FLUSHING YMCA, NY | 2:29.19 | - | 78 ST JULES, TOM | 15 AURORA FAMILY, IL | 2:36.95 | - |
| 1:10.45 | 2:29.19 | | | 1:12.82 | 2:36.95 | | |
| 52 NETTLING, BILLY | 14 COUNTRYSIDE Y, OH | 2:29.29 | - | 79 LOCKWOOD, TREVOR | 16 HIGH POINT CNTL, OH | 2:37.09 | - |
| 1:11.20 | 2:29.29 | | | 1:11.50 | 2:37.09 | | |
| 53 EUCALITTO, MATTHEW | NW CONNECTICUT, CT | 2:29.60 | - | 80 THOMASSON, ERIC | 12 ANNE ARUNDEL CO, MD | 2:37.53 | - |
| 1:09.32 | 2:29.60 | | | 1:13.49 | 2:37.53 | | |
| 54 KERN, MIKE | 18 BARTLESVILLE, OK | 2:29.69 | - | 81 GROW, MIKE | 15 SCHROEDER MIL, WI | 2:38.00 | - |
| 1:08.19 | 2:29.69 | | | 1:10.58 | 2:38.00 | | |
| 55 CHAMBERS, MATTHEW | 13 KISHWAUKEE, IL | 2:30.37 | - | 82 WILSON, CHAD | 15 OAK PARK YMCA, MI | 2:38.05 | - |
| 1:10.82 | 2:30.37 | | | 1:14.37 | 2:38.05 | | |
| 56 REED, KYLE | 15 GTR HOLYOKE, MA | 2:30.66 | - | 83 MCGRATH, JOHN | 14 SO SHORE QUINCY, MA | 2:38.06 | - |
| 1:12.78 | 2:30.66 | | | 1:12.99 | 2:38.06 | | |
| 57 TAFT, MICHAEL | 15 ANNE ARUNDEL CO, MD | 2:30.70 | - | 84 DANFORTH, MITCH | 13 RALEIGH, NC | 2:38.27 | - |
| 1:10.70 | 2:30.70 | | | 1:13.19 | 2:38.27 | | |
| 58 MALMGREN, GRAHAN | 13 NW DUPAGE YMCA, IL | 2:31.20 | - | 85 SAJESKE, NICK | 15 AURORA FAMILY, IL | 2:38.68 | - |
| 1:12.40 | 2:31.20 | | | 1:10.78 | 2:38.68 | | |
| 59 BRUNNER, WILLIAM | 14 PULASKI-HENSEL, VA | 2:31.71 | - | 86 LIMOUZE, THOMAS | 14 POWEL CROSLEY, OH | 2:39.04 | - |
| 1:11.66 | 2:31.71 | | | 1:13.99 | 2:39.04 | | |
| 60 STANCZYK, ERIC | 14 NW DUPAGE YMCA, IL | 2:32.32 | - | 87 MCGRATH, JASON | 13 BEVERLY REGION, MA | 2:39.06 | - |
| 1:10.54 | 2:32.32 | | | 1:14.97 | 2:39.06 | | |
| 61 SCOTT, JOHN | 13 MONTGOMERY YMCA, A | 2:32.69 | - | 88 LONDONO, LEO | 15 LAKE COUNTY, IL | 2:39.29 | - |
| 1:11.68 | 2:32.69 | | | 1:09.41 | 2:39.29 | | |
| 62 RINEHART, BILLY | 15 UPPER MONTGOMERY, M | 2:32.77 | - | 89 FRIES, DAVID | 15 ANNE ARUNDEL CO, MD | 2:39.35 | - |
| 1:11.03 | 2:32.77 | | | 1:11.92 | 2:39.35 | | |
| 63 HEALEY, KIERAN | 15 NW DUPAGE YMCA, IL | 2:32.83 | - | 90 SCOTT, DAVID | 13 YAKIMA FAMILY, WA | 2:40.34 | - |
| 1:11.24 | 2:32.83 | | | 1:15.70 | 2:40.34 | | |
| 64 HOUCHIN, JOE | 13 RALEIGH, NC | 2:33.33 | - | 91 HOFFMASTER, RYAN | 14 ANNE ARUNDEL CO, MD | 2:41.17 | - |
| 1:10.98 | 2:33.33 | | | 1:13.36 | 2:41.17 | | |
| 65 NEWCOMB, WILLIAM | 14 PULASKI-HENSEL, VA | 2:33.38 | - | 92 LLOYD, ANDREW | 14 DARIEN YMCA, CT | 2:41.19 | - |
| 1:11.92 | 2:33.38 | | | 1:17.44 | 2:41.19 | | |
| 66 CAULDER, BRIAN | 16 WILMINGTON FAM, NC | 2:33.67 | - | 93 GIUFFRE, JARED | 13 JOLIET AREA, IL | 2:41.97 | - |
| 1:11.72 | 2:33.67 | | | 1:13.87 | 2:41.97 | | |
| 67 DIMICHELE, ANDREW | 15 BEVERLY REGION, MA | 2:33.72 | - | 94 WHITCOMB, BEN | 14 SCHROEDER MIL, WI | 2:42.00 | - |
| 1:10.28 | 2:33.72 | | | 1:16.58 | 2:42.00 | | |
| 68 MALMGREN, CLARK | 14 NW DUPAGE YMCA, IL | 2:34.15 | - | 95 SPITTLER, FELIX | 14 CENTRAL KENTUCKY | 2:42.85 | - |
| 1:10.91 | 2:34.15 | | | 1:11.88 | 2:42.85 | | |
| 69 ADCOCK, ZACHARY | 15 GRAND PRAIRIE, TX | 2:34.64 | - | 96 MEYERS, ERIC | 15 POWEL CROSLEY, OH | 2:43.82 | - |
| 1:11.29 | 2:34.64 | | | 1:14.95 | 2:43.82 | | |
| 70 CARDY, DANIEL | 15 UPPER MONTGOMERY, M | 2:34.65 | - | 97 SKORDENIS, ANDREW | 17 NW DUPAGE YMCA, IL | 2:44.86 | - |
| 1:11.01 | 2:34.65 | | | 1:13.53 | 2:44.86 | | |
| 71 ROEBUCK, PHILLIP | 12 POWEL CROSLEY, OH | 2:34.77 | - | 98 WHITTEN, JARED | 18 ROWAN COUNTY, NC | 2:47.64 | - |
| 1:12.45 | 2:34.77 | | | 1:12.56 | 2:47.64 | | |
| 72 WILLIAMS, ERIK | 13 GRAND RAPIDS SE, M | 2:35.04 | - | 99 VOLOSIN, PETER | 12 ROANOKE CNTRL, VA | 2:48.78 | - |
| 1:09.55 | 2:35.04 | | | 1:18.89 | 2:48.78 | | |
| 73 SMITH, HANS | 13 M E LYONS YMCA, OH | 2:35.33 | - | 100 TACZAK, DAVID | 17 STEUBENVILLE Y, OH | 2:49.03 | - |
| 1:13.88 | 2:35.33 | | | 1:14.02 | 2:49.03 | | |
| 74 FISH, JASON | 14 OAK PARK YMCA, MI | 2:36.04 | - | 101 HORRELL, NATHAN | 14 LIGONIER VAL, PA | 2:49.81 | - |

1998 NATIONAL YMCA LONG COURSE
SWIMMING CHAMPIONSHIPS

Complete Meet Results-LC Meters

1:15.84 2:49.81
- CULL, MATT 15 NW DUPAGE YMCA, IL DQ -
1:09.85 2:27.83
- ROUSSIL, COLIN 16 UPPER MONTGOMERY,M DQ -

24 ANDRUSKIEWICZ, AMY 17 NEWARK YMCA, DE 1:10.42 -
25 BRAGER, LAURA 15 GTR GREEN BAY, WI 1:10.48 -
26 KENNEDY, KENDRA 14 METUCHEN-EDISON, N 1:10.70 -
27 GALE, ALEXA 16 SOMERSET HILLS, NJ 1:10.72 -
28 HANSBROUGH, MARIE 17 RAPPAHANNOCK, VA 1:10.77 -
28 POLLENZ, JAMIE 17 RALEIGH, NC 1:10.77 -
30 GIBSEKER, LISA 17 POWEL CROSLY, OH 1:10.84 -
31 THOMAS, DEANNE 17 CENTRAL KENTUCKY 1:11.01 -
32 GIBNEY, JESSICA 14 WESTERN MONMOUTH,N 1:11.35 -
33 HOSTETLER, KATIE 17 CHAMBERSBURG, PA 1:11.47 -
34 BARNES, JESSICA 13 BRANDYWINE BR, PA 1:11.51 -
35 WEBB, MELLISA 14 HUNTINGTON, WV 1:11.52 -
36 PITTMAN, JENNIFER 13 NEW CANAAN, CT 1:11.55 -
37 PLACZEK, HILARY 18 GTR WESTFIELD, MA 1:11.63 -
38 MORAN, DEVON 14 PITTSFIELD FAM, MA 1:11.66 -
39 MATTHEWS, MELANIE 17 WAYNESBORO FAM, VA 1:11.73 -
40 WHITE, MEGAN 13 WEST SHORE YMCA, P 1:11.76 -
41 WAKEFIELD, S. 18 M E LYONS YMCA, OH 1:11.77 -
42 BUSH, NICOLE 16 REGIONAL FAMILY, P 1:12.01 -
43 CROUCH, SARAH 17 CHAMBERS MEM Y, WV 1:12.05 -
44 BAICY, SARAH 18 RALEIGH, NC 1:12.14 -
45 GUSTAFSON, SHANNA 17 APPLETON Y, WI 1:12.22 -
46 BARBA, LIZ 14 MEADVILLE YMCA, PA 1:12.26 -
47 PATTERSON, KATE 14 SCHROEDER MIL, WI 1:12.28 -
48 SHALLA, AMBER 13 FLINT YMCA, MI 1:12.32 -
49 COCHRAN, ERIN 15 NAPERVILLE AREA, I 1:12.33 -
50 DUKE, SUSAN 15 WEST SHORE YMCA, P 1:12.46 -
51 CHARLEY, AMY 13 WAYNESBORO FAM, VA 1:12.65 -
52 GROVER, MOLLIE 17 WEST SHORE YMCA, P 1:12.85 -
53 FIELDS, KIMBERLY 15 ANNE ARUNDEL CO,MD 1:12.86 -
54 BUMGARDNER, RACHEL 15 RALEIGH, NC 1:12.88 -
55 COWIE, MEREDITH 15 GTR BURLINGTON, VT 1:12.90 -
56 BRADLEY, MAUREEN 17 NW DUPAGE YMCA, IL 1:12.99 -
57 MENKEDICK, KRISTA 14 ROANOKE CNTRL, VA 1:13.02 -
57 BARRENTINE, HOLLY 14 SO COMM FAM BR, OH 1:13.02 -
59 BAUS, ANNE 14 FOND DU LAC, WI 1:13.10 -
59 PEACOCK, ADRIENNE 14 RALEIGH, NC 1:13.10 -
61 TIGAR, SARA 17 BOYERTOWN AREA, PA 1:13.11 -
61 HANNA, KATE 14 WILMINGTON FAM, NC 1:13.11 -
63 ERTEL, LAURIA 18 COUNTRYSIDE Y, OH 1:13.16 -
64 KALATA, LAUREN 14 WILTON FAMILY, CT 1:13.32 -
65 PERRY, NATASHA 18 MARION COUNTY, FL 1:13.37 -
65 BAILEY, AMBER 16 NEWARK YMCA, DE 1:13.37 -
67 ZARBA, NICOLE 14 BEVERLY REGION, MA 1:13.41 -
68 ANDERSON, KELLEY 14 HUNTINGTON, WV 1:13.44 -
69 KOEHN, ASHLEY 14 FOND DU LAC, WI 1:13.46 -
70 TOMM, CHRISTIE 14 FLUSHING YMCA, NY 1:13.47 -
71 KROH, COURTNEY 16 BOYERTOWN AREA, PA 1:13.48 -
71 MCKENZIE, ELLEN 14 GRAND RAPIDS SE, M 1:13.48 -
73 LEGER, SIMONE 15 KISHWAUKEE, IL 1:13.59 -
74 COSTA, JODY 18 TOWSON BRANCH, MD 1:13.61 -
74 SEXTON, KELLY 16 GRAND RAPIDS SE, M 1:13.61 -
76 OBERLE, KATIE 15 GRAND RAPIDS SE, M 1:13.67 -
77 PRYJMAK, RENAE 14 REGIONAL FAMILY, P 1:13.70 -

=====
Event 15 Women 100 Back
NATIONAL: * 1:04.47 J. CRISMAN -GRAND RAPIDS SE,MI 08/94

| PL | Name | Age | Team | Finals | Pts |
|----|------|-----|------|--------|-----|
|----|------|-----|------|--------|-----|

* Finals

| | | | | | |
|---|------------------|----|--------------------|---------|----|
| 1 | DOLANSKY, LISA | 17 | MONTCLAIR YMCA, NJ | 1:05.30 | 20 |
| 2 | BRUZDA, KATIE | 16 | REGIONAL FAMILY, P | 1:05.68 | 17 |
| 3 | JOHNSON, SARA | 16 | BIRMINGHAM FAM, MI | 1:06.65 | 16 |
| 4 | GOTTSCHALK, ERIN | 13 | WILMINGTON FAM, NC | 1:07.33 | 15 |
| 5 | O'FALLON, SARA | 17 | NAPERVILLE AREA, I | 1:07.45 | 14 |
| 6 | RUTKOWSKI, SARA | 18 | SCHROEDER MIL, WI | 1:07.87 | 13 |
| 7 | STAPLETON, EMILY | 15 | SCHROEDER MIL, WI | 1:07.94 | 12 |
| 8 | KAVETSKY, ANNA | 14 | ANNE ARUNDEL CO,MD | 1:08.84 | 11 |

* Consolations

| | | | | | |
|----|------------------|----|--------------------|---------|---|
| 9 | BUHRANDT, MOLLY | 16 | NAPERVILLE AREA, I | 1:08.34 | 9 |
| 10 | KEEVER, BRANDY | 15 | COUNTRYSIDE Y, OH | 1:08.52 | 7 |
| 11 | KAZNECKI, LAURA | 17 | BIRMINGHAM FAM, MI | 1:08.95 | 6 |
| 12 | STOCKS, BAKER | 17 | RALEIGH, NC | 1:09.47 | 5 |
| 13 | REED, SARAH | 15 | UPPER MAIN LINE,PA | 1:09.84 | 4 |
| 14 | BARONKIN, LESLIE | 16 | SPARTANBURG, SC | 1:10.04 | 3 |
| 15 | BIANCO, LIANE | 13 | WEST SHORE YMCA, P | 1:10.39 | 2 |
| 16 | MARTIN, KARA | 15 | STEVENS POINT, WI | 1:10.66 | 1 |

| PL | Name | Age | Team | Prelims | Pts |
|----|------|-----|------|---------|-----|
|----|------|-----|------|---------|-----|

| | | | | | |
|----|--------------------|----|--------------------|---------|---|
| 1 | BRUZDA, KATIE | 16 | REGIONAL FAMILY, P | 1:07.04 | - |
| 2 | DOLANSKY, LISA | 17 | MONTCLAIR YMCA, NJ | 1:07.09 | - |
| 3 | JOHNSON, SARA | 16 | BIRMINGHAM FAM, MI | 1:07.36 | - |
| 4 | GOTTSCHALK, ERIN | 13 | WILMINGTON FAM, NC | 1:07.56 | - |
| 5 | O'FALLON, SARA | 17 | NAPERVILLE AREA, I | 1:08.11 | - |
| 6 | STAPLETON, EMILY | 15 | SCHROEDER MIL, WI | 1:08.29 | - |
| 7 | RUTKOWSKI, SARA | 18 | SCHROEDER MIL, WI | 1:08.33 | - |
| 8 | KAVETSKY, ANNA | 14 | ANNE ARUNDEL CO,MD | 1:08.70 | - |
| 9 | BUHRANDT, MOLLY | 16 | NAPERVILLE AREA, I | 1:08.71 | - |
| 10 | STOCKS, BAKER | 17 | RALEIGH, NC | 1:08.79 | - |
| 11 | KEEVER, BRANDY | 15 | COUNTRYSIDE Y, OH | 1:08.91 | - |
| 12 | KAZNECKI, LAURA | 17 | BIRMINGHAM FAM, MI | 1:09.53 | - |
| 13 | BIANCO, LIANE | 13 | WEST SHORE YMCA, P | 1:09.62 | - |
| 14 | MARTIN, KARA | 15 | STEVENS POINT, WI | 1:09.70 | - |
| 15 | BARONKIN, LESLIE | 16 | SPARTANBURG, SC | 1:09.73 | - |
| 16 | REED, SARAH | 15 | UPPER MAIN LINE,PA | 1:09.74 | - |
| 17 | ALLEN, AMY | 14 | CENTRAL KENTUCKY | 1:09.86 | - |
| 18 | FRYER, KATHRYN | 18 | ANNE ARUNDEL CO,MD | 1:09.91 | - |
| 19 | BRODERSON, LORI | 18 | CRESCENTA-CANADA,C | 1:09.96 | - |
| 20 | MILLER, SHANNON | 15 | NW DUPAGE YMCA, IL | 1:09.97 | - |
| 21 | MURCHISON, SARAH | 14 | WILMINGTON FAM, NC | 1:09.99 | - |
| 21 | TOMES, MEGAN | 13 | M E LYONS YMCA, OH | 1:09.99 | - |
| 23 | PANSINI, CHRISTINA | 18 | HAMILTON AREA, NJ | 1:10.37 | - |

1998 NATIONAL YMCA LONG COURSE
SWIMMING CHAMPIONSHIPS

Complete Meet Results-LC Meters

| | | | | | | | |
|------------------------|-----------------------|---------|---|------------------------|-----------------------|---------|---|
| 78 MANCUS, MARISSA | 17 GTR SCRANTON, PA | 1:13.74 | - | 132 NORTON, MAGGIE | 14 OAK PARK YMCA, IL | 1:16.13 | - |
| 79 GILKISON, EMILY | 18 M E LYONS YMCA, OH | 1:13.96 | - | 133 PURVIS, KATE | 15 SCHROEDER MIL, WI | 1:16.15 | - |
| 80 DONKER, TAMMI | 16 GRAND RAPIDS SE, M | 1:14.00 | - | 134 HALL, MICHELLE | 15 CHAPEL HL-CARBOR,N | 1:16.21 | - |
| 81 MILLS, LAUREN | 14 RALEIGH, NC | 1:14.01 | - | 135 CORNETT, AUTUMN | 18 HUNTINGTON, WV | 1:16.24 | - |
| 82 PATTERSON, JENNY | 17 BEAVERCREEK Y, OH | 1:14.03 | - | 136 MCBRIDE, COLLEEN | 14 NEW CANAAN, CT | 1:16.37 | - |
| 82 SIMONS, JORDAN | 16 PIEDMONT FAMILY, V | 1:14.03 | - | 137 RAIMONDI, JENNY | 14 OLEAN YMCA, NY | 1:16.39 | - |
| 84 BIESTER, CATIE | 16 RIDLEY AREA, PA | 1:14.05 | - | 138 LESLIE, ABBY | 15 ALLEGHENY VAL, PA | 1:16.42 | - |
| 85 LOWE, KRISTEN | 15 FRANKFORT Y, KY | 1:14.06 | - | 138 FROMM, LAURA | 13 WEST SHORE YMCA, P | 1:16.42 | - |
| 86 SWEZEZA, KATRINA | 14 FLINT YMCA, MI | 1:14.12 | - | 140 CUTRELL, ERIN | 13 LIGONIER VAL, PA | 1:16.44 | - |
| 87 PETRUSKA, KELLY | 17 SPARTANBURG, SC | 1:14.14 | - | 141 RIDDELL, LINDSEY | 15 DANVERS YMCA, MA | 1:16.45 | - |
| 87 CLOSE, KAREN | 15 DARIEN YMCA, CT | 1:14.14 | - | 142 MALTRY, AMY | 14 APPLETON Y, WI | 1:16.56 | - |
| 89 HAHN, LAURA | 15 CENTRAL KENTUCKY | 1:14.15 | - | 143 JOHNSON, AMANDA A | 13 BIRMINGHAM FAM, MI | 1:16.59 | - |
| 90 HARTNEY, SHANNON | 14 WILTON FAMILY, CT | 1:14.26 | - | 144 MCELROY, JANA | 17 HAMILTON AREA, NJ | 1:16.63 | - |
| 91 SWAFFORD, WESLEY | 13 M E LYONS YMCA, OH | 1:14.31 | - | 145 REED, STACEY | 13 NORTH COMMUNITY,OH | 1:16.64 | - |
| 92 HATFIELD, LEXI | 15 PULASKI-HENSEL, VA | 1:14.32 | - | 146 PICHOTTA, KATIE | 16 LAKE COUNTY, IL | 1:16.74 | - |
| 93 DRISCOLL, COURTNEY | 16 MARION COUNTY, FL | 1:14.34 | - | 146 COWAN, SHAWN | 12 FLINT YMCA, MI | 1:16.74 | - |
| 94 MANN, ALEXA | 13 YORK & YORK CO, PA | 1:14.38 | - | 148 ZUKOWSKI, ALEXIS | 14 FANWOOD/SCOTCH PLN | 1:16.82 | - |
| 95 KRACKE, ASHLEY | 14 SHADES VALLEY, AL | 1:14.40 | - | 149 SCHAFFER, SARAH | 14 ANNE ARUNDEL CO,MD | 1:16.84 | - |
| 96 HARLOW, LAUREN | 13 ANDOVER, MA | 1:14.51 | - | 150 JOHNSON, LAURA | 13 PALISADES MALIBU,C | 1:16.88 | - |
| 96 HAWES, MAGGIE | 15 NEW CANAAN, CT | 1:14.51 | - | 151 BOURDAN, JILLIAN | 16 OLD COLONY, MA | 1:16.89 | - |
| 98 BANNELL, CASSANDRA | 13 WHEELER REGION, CT | 1:14.54 | - | 152 BERTHELETTE, A. | 15 GTR MANCHESTER, NH | 1:16.90 | - |
| 99 BURRUSS, KYLA | 14 DARIEN YMCA, CT | 1:14.58 | - | 153 TOFT-DUPUY, CORY | 14 DOOR COUNTY, WI | 1:17.08 | - |
| 100 ANDERSON, ALEXIA | 13 HUNTINGTON, WV | 1:14.61 | - | 154 FITZPATRICK, KATIE | 16 SCHROEDER MIL, WI | 1:17.13 | - |
| 101 WILLIAMS, AMANDA | 13 SHADES VALLEY, AL | 1:14.68 | - | 155 FOWLER, ELIZABETH | 16 ANNE ARUNDEL CO,MD | 1:17.14 | - |
| 101 SAUMS, PATTY | 17 METUCHEN-EDISON, N | 1:14.68 | - | 156 ULRICH, KRISTY | 15 CHAPEL HL-CARBOR,N | 1:17.16 | - |
| 103 DUKE, MARY | 16 WEST SHORE YMCA, P | 1:14.69 | - | 157 BUCK, MICHELLE | 16 BEAVERCREEK Y, OH | 1:17.23 | - |
| 103 GELDERS, HILARY | 13 SPARTANBURG, SC | 1:14.69 | - | 158 THOMAS, KRISTIN | 14 CLERMONT YMCA, OH | 1:17.35 | - |
| 105 FAUGHNAN, MEG | 14 NEW CANAAN, CT | 1:14.70 | - | 159 DEMPSEY, HADLEY | 17 ROCKY MOUNT FAM, N | 1:17.46 | - |
| 106 BROSENNE, MARY | 14 GOLDSBORO YMCA, NC | 1:14.73 | - | 160 KUZIEL, NINA | 13 WSTN/CATONSVILLE,M | 1:17.47 | - |
| 107 ROSEN, RACHEL | 16 BEVERLY REGION, MA | 1:14.75 | - | 161 STOUFFER, STACIA | 15 HAGERSTOWN, MD | 1:17.49 | - |
| 108 JOERG, KIM | 16 SOMERSET HILLS, NJ | 1:14.77 | - | 162 RICE, KATHERINE | 15 WILTON FAMILY, CT | 1:17.50 | - |
| 109 HARDY, SAUNDRA | 15 ANDOVER, MA | 1:14.79 | - | 163 VOGTS, HEATHER | 13 DANE CO-SUN PRAIRI | 1:17.51 | - |
| 110 FRENCH, MEREDITH | 14 COUNTRYSIDE Y, OH | 1:14.82 | - | 164 GEISLER, KIM | 13 NW DUPAGE YMCA, IL | 1:17.52 | - |
| 110 STAFFORD, NICOLE | 17 SO COMM FAM BR, OH | 1:14.82 | - | 165 REED, LAUREN | 13 RARITAN VALLEY, NJ | 1:17.55 | - |
| 112 DAVIDSON, JESSICA | 13 BEVERLY REGION, MA | 1:15.03 | - | 166 BARCLAY, CHRISTINE | 14 MORRIS CENTER, NJ | 1:17.62 | - |
| 113 NEIGHBORS, ASHLEY | 15 ROANOKE CNTRL, VA | 1:15.10 | - | 166 CALLAWAY, SARA | 16 BRANDYWINE BR, PA | 1:17.62 | - |
| 114 LUCAS, KARA | 13 OAK PARK YMCA, MI | 1:15.18 | - | 168 GRABOYES, JENNIFER | 17 PULASKI-HENSEL, VA | 1:17.67 | - |
| 115 SPRINGER, TRISTAN | 17 OLD TOWN-ORONO, ME | 1:15.22 | - | 169 KWASNY, MONICA | 17 SCHROEDER MIL, WI | 1:17.69 | - |
| 116 KEPHART, LAURA | 15 STATE COLLEGE, PA | 1:15.28 | - | 170 TAFT, RACHEL | 17 ANNE ARUNDEL CO,MD | 1:17.76 | - |
| 117 BALL, JESSICA | 15 DEFIANCE AREA, OH | 1:15.29 | - | 171 SWEITZER, SARAH | 14 OLEAN YMCA, NY | 1:17.77 | - |
| 118 SPAULDING, MEGAN | 18 FLINT YMCA, MI | 1:15.32 | - | 172 MAEHR, ERIN | 16 CENTRAL KENTUCKY | 1:17.87 | - |
| 119 LIVERIS, CASSIE | 16 NAPERVILLE AREA, I | 1:15.33 | - | 172 MCCAULEY, ERIN | 18 GENEVA LAKES, WI | 1:17.87 | - |
| 120 MOORE, BRENNAN | 15 SPARTANBURG, SC | 1:15.36 | - | 174 SLACK, KRISTEN | 13 WEST SHORE YMCA, P | 1:17.98 | - |
| 121 WILLENBORG, RACHEL | 16 MATTOON AREA, IL | 1:15.45 | - | 175 ASHTON, MARY | 15 FLUSHING YMCA, NY | 1:18.00 | - |
| 122 WARRICK, AMANDA | 15 UPPER MAIN LINE,PA | 1:15.48 | - | 176 RANDALL, JESSICA | 15 LIMA FAMILY, OH | 1:18.01 | - |
| 123 BOWER, KATHERINE | 18 HAGERSTOWN, MD | 1:15.62 | - | 177 TEMPLE, AMANDA | 16 CHAPEL HL-CARBOR,N | 1:18.05 | - |
| 124 EICKMAN, MEAGAN | 13 SPARTANBURG, SC | 1:15.66 | - | 178 KROEGER, JENNA | 17 SCHROEDER MIL, WI | 1:18.06 | - |
| 125 BANNING-ARNDT, B. | 13 CHAPEL HL-CARBOR,N | 1:15.68 | - | 179 KEISER, DARLA | 16 ENID YMCA, OK | 1:18.13 | - |
| 126 MILLER, MAI LI | 16 PLAYGROUND AREA, F | 1:15.80 | - | 180 HANCHECK, EMILY | 15 JOHNSTOWN COMM, PA | 1:18.19 | - |
| 127 EVERHART, AMBER | 17 RALEIGH, NC | 1:15.97 | - | 181 HUNTEBRINKER, B. | 13 BLUE ASH Y, OH | 1:18.22 | - |
| 128 BARNES, CANDY | 15 ROANOKE CNTRL, VA | 1:16.00 | - | 182 HUNT, SARAH | 13 GOLDSBORO YMCA, NC | 1:18.45 | - |
| 129 COLE, BECKY | 15 STATE COLLEGE, PA | 1:16.05 | - | 183 WIDEMAN, MELISSA | 15 POWEL CROSLY, OH | 1:18.61 | - |
| 130 MCDOUGALL, ALLISON | UPPER MONTGOMERY,M | 1:16.06 | - | 184 LAKE, STEPHANIE | 13 FLINT YMCA, MI | 1:18.62 | - |
| 131 VLAHOS, ANDREA | 16 BOYERTOWN AREA, PA | 1:16.08 | - | 185 MEHRINGER, STACEY | 14 N SUB BOSTON, MA | 1:18.63 | - |

1998 NATIONAL YMCA LONG COURSE
SWIMMING CHAMPIONSHIPS

Complete Meet Results-LC Meters

| | | | | | | | |
|-----------------------|-----------------------|---------|---|-----------------------|-----------------------|---------|---|
| 186 RANSON, JESSICA | 15 HAMILTON AREA, NJ | 1:18.72 | - | 14 DESORBO, ANDREW | 16 ROWAN COUNTY, NC | 1:03.45 | - |
| 187 BELLIVEAU, A. | 14 GTR HOLYOKE, MA | 1:19.05 | - | 15 FEINTHEL, CHRIS | 17 MONTCLAIR YMCA, NJ | 1:03.54 | - |
| 188 DORSEY, ELLEN | 16 PULASKI-HENSEL, VA | 1:19.18 | - | 16 ENSE, MATT | 18 GAMBLE-NIPPERT, OH | 1:03.55 | - |
| 189 WAKEFIELD, ANGELA | 18 M E LYONS YMCA, OH | 1:19.23 | - | 17 WHITE, CHAD | 15 WEST SHORE YMCA, P | 1:03.62 | - |
| 190 TOMKINS, HOLLY | 15 TRI-CITY FAM, KY | 1:19.69 | - | 18 DADE, SHAWN | 17 FRANKFORT Y, KY | 1:03.74 | - |
| 191 KASTEIN, REBECCA | 14 REGIONAL FAMILY, P | 1:19.79 | - | 19 UNDERWOOD, ANDY | 16 HENDERSON CO, KY | 1:03.78 | - |
| 192 CLIFFORD, LACY | 15 OIL CITY YMCA, PA | 1:19.86 | - | 20 MUSIAK, MATTHEW | 16 GTR HOLYOKE, MA | 1:03.99 | - |
| 193 PRESTON, LINDSEY | 14 CENTRAL KENTUCKY | 1:20.18 | - | 21 ENGLE, ANDREW | 17 CHAMBERS MEM Y, WV | 1:04.01 | - |
| 194 TIERNEY, LIZ | 17 LA CROSSE AREA, WI | 1:20.56 | - | 22 CHEWNING, RYAN | 15 RAPPAHANNOCK, VA | 1:04.05 | - |
| 195 HAMM, KATHLEEN | 13 NEW CANAAN, CT | 1:21.10 | - | 23 RODKEY, MATTHEW | 14 RAPPAHANNOCK, VA | 1:04.18 | - |
| 196 ALTMANN, JENNIFER | 16 OSHKOSH COMM, WI | 1:21.21 | - | 24 HENLY, MARK | 16 READING/BERKS, PA | 1:04.33 | - |
| 197 STILES, KATIE | 16 SO TOLEDO BR, OH | 1:22.04 | - | 25 JANSZEN, JOHN | 16 POWEL CROSLY, OH | 1:04.34 | - |
| - SCHAFFER, SARAH E. | 16 ANNE ARUNDEL CO,MD | DQ | - | 26 RODKEY, DREW | 16 RAPPAHANNOCK, VA | 1:04.38 | - |
| - EMERY, AMY | 15 COASTLINE BR SE, C | DQ | - | 27 FARROW, JAMIE | 16 WILMINGTON FAM, NC | 1:04.42 | - |
| | | | | 28 HOUCK, BILL | 17 WEST SHORE YMCA, P | 1:04.45 | - |
| | | | | 29 SOUCIE, DAN | 15 OLD TOWN-ORONO, ME | 1:04.50 | - |
| | | | | 30 DUNN, JARED | 17 FRANKFORT Y, KY | 1:04.53 | - |
| | | | | 31 NEWCOMB, ROBERT | 17 PULASKI-HENSEL, VA | 1:04.68 | - |
| | | | | 32 MONAGHAN, MICHAEL | 17 SO SHORE QUINCY,MA | 1:04.69 | - |
| | | | | 33 HIGHSTROM, GREG | 16 SCHROEDER MIL, WI | 1:05.05 | - |
| | | | | 34 TOREN, JARED | 17 WESTERN MONMOUTH,N | 1:05.06 | - |
| | | | | 35 KAMPSCHMIDT, KEVIN | 18 GAMBLE-NIPPERT, OH | 1:05.07 | - |
| | | | | 36 WHITCOMB, COLIN | 16 SCHROEDER MIL, WI | 1:05.19 | - |
| | | | | 37 D'AMORE, CARL | 17 MONTCLAIR YMCA, NJ | 1:05.25 | - |
| | | | | 38 HOYLE, JON | 15 CHAPEL HL-CARBOR,N | 1:05.30 | - |
| | | | | 39 LAM, ALLEN | 17 SOMERSET HILLS, NJ | 1:05.63 | - |
| | | | | 40 LANSER, CASEY | 17 GRAND RAPIDS SE, M | 1:05.64 | - |
| | | | | 41 CARROLL, JUSTIN | 16 CHESHIRE BR, CT | 1:05.72 | - |
| | | | | 42 NICHOLAS, BRIAN | 16 SO COMM FAM BR, OH | 1:05.73 | - |
| | | | | 43 LAZZARA, LARRY | 17 MONTCLAIR YMCA, NJ | 1:05.90 | - |
| | | | | 44 DELLAGIOVANNA, B. | 16 FLUSHING YMCA, NY | 1:05.93 | - |
| | | | | 45 CROW, TRAVIS | 18 SCHROEDER MIL, WI | 1:06.06 | - |
| | | | | 46 SIMCOCK, MATT | 16 NAPERVILLE AREA, I | 1:06.08 | - |
| | | | | 47 BRUORTON, JEFF | 17 GOLDSBORO YMCA, NC | 1:06.30 | - |
| | | | | 48 HYMAN, JASON | 16 WESTERN MONMOUTH,N | 1:06.34 | - |
| | | | | 49 NEUBAUER, IAN | 17 BLUE ASH Y, OH | 1:06.36 | - |
| | | | | 50 GUSTAFSON, MIKE | 15 GRAND RAPIDS SE, M | 1:06.43 | - |
| | | | | 51 WATSON, ADAM | 16 MARION COUNTY, FL | 1:06.46 | - |
| | | | | 52 CLARK, IAN | 13 UPPER MAIN LINE,PA | 1:06.51 | - |
| | | | | 53 BOTHEM, DAVID | 17 HAMILTON AREA, NJ | 1:06.63 | - |
| | | | | 54 BAZYLEWICZ, MIKE | 16 BEVERLY REGION, MA | 1:06.66 | - |
| | | | | 55 ADCOCK, ZACHARY | 15 GRAND PRAIRIE, TX | 1:06.68 | - |
| | | | | 56 GIARRATANO, JAMES | 16 METUCHEN-EDISON, N | 1:06.73 | - |
| | | | | 57 RINK, CHRISTOPHR | 15 WILTON FAMILY, CT | 1:06.97 | - |
| | | | | 58 HOPKINS, SEAN | 18 WEST SHORE YMCA, P | 1:07.07 | - |
| | | | | 59 SCHNEIDER, JEFFREY | 15 SO SHORE QUINCY,MA | 1:07.09 | - |
| | | | | 60 BIZZARRO, PAUL | 18 BEAVERCREEK Y, OH | 1:07.13 | - |
| | | | | 61 NORMAN, KEVIN | 16 CHESHIRE BR, CT | 1:07.14 | - |
| | | | | 62 PERKINS, DEREK | 19 FRANKFORT Y, KY | 1:07.20 | - |
| | | | | 63 EUBANK, JACOB | 16 SO TOLEDO BR, OH | 1:07.33 | - |
| | | | | 64 RAFFERTY, TJ | 16 BLUE ASH Y, OH | 1:07.38 | - |
| | | | | 65 FONDREN, CHAD | 16 ANNE ARUNDEL CO,MD | 1:07.73 | - |
| | | | | 66 KRUEGER, JEFF | 18 M E LYONS YMCA, OH | 1:07.80 | - |
| | | | | 67 MACKOS, RYAN | 16 BLUE ASH Y, OH | 1:07.83 | - |

Event 16 Men 100 Back

NATIONAL: * 59.20 B. GUIBORD - GAMBLE-NIPPERT,OH 08/94

| PL | Name | Age | Team | Finals | Pts |
|----|------|-----|------|--------|-----|
|----|------|-----|------|--------|-----|

* Finals

| | | | | | |
|---|------------------|----|--------------------|---------|----|
| 1 | SARGENT, WILLIAM | 17 | BURMINGHAM FAM, MI | 1:00.54 | 20 |
| 2 | GROSS, MICHAEL | 18 | SO COMM FAM BR, OH | 1:00.69 | 17 |
| 3 | MANN, JIM | 17 | INDIANA COUNTY, PA | 1:01.31 | 16 |
| 4 | KOZYRA, NICK | 16 | METUCHEN-EDISON, N | 1:01.94 | 15 |
| 5 | BARTELL, BEN | | SCHROEDER MIL, WI | 1:02.32 | 14 |
| 6 | SCANLAN, JOHN | 18 | UPPER MAIN LINE,PA | 1:02.42 | 13 |
| 7 | LOVERDI, JASON | 17 | RAPPAHANNOCK, VA | 1:02.70 | 12 |
| 8 | HUNTER, CHARLIE | 16 | ROANOKE CNTRL, VA | 1:03.60 | 11 |

* Consolations

| | | | | | |
|----|-----------------|----|--------------------|---------|---|
| 9 | DESORBO, ANDREW | 16 | ROWAN COUNTY, NC | 1:01.93 | 9 |
| 10 | HERMAN, BRIAN | 18 | WEST SHORE YMCA, P | 1:02.65 | 7 |
| 11 | JANSZEN, DAVID | 14 | POWEL CROSLY, OH | 1:02.95 | 6 |
| 12 | EDELL, STEVE | 17 | SOMERSET HILLS, NJ | 1:03.01 | 5 |
| 13 | BUCKLEY, MATT | 16 | NEWARK YMCA, DE | 1:03.05 | 4 |
| 14 | FEINTHEL, CHRIS | 17 | MONTCLAIR YMCA, NJ | 1:03.33 | 3 |
| 15 | ENSE, MATT | 18 | GAMBLE-NIPPERT, OH | 1:03.78 | 2 |
| 16 | HOSTERMAN, PHIL | 18 | POWEL CROSLY, OH | 1:05.40 | 1 |

| PL | Name | Age | Team | Prelims | Pts |
|----|------|-----|------|---------|-----|
|----|------|-----|------|---------|-----|

| | | | | | |
|----|------------------|----|--------------------|---------|---|
| 1 | SARGENT, WILLIAM | 17 | BURMINGHAM FAM, MI | 1:00.72 | - |
| 2 | GROSS, MICHAEL | 18 | SO COMM FAM BR, OH | 1:01.03 | - |
| 3 | KOZYRA, NICK | 16 | METUCHEN-EDISON, N | 1:01.44 | - |
| 4 | LOVERDI, JASON | 17 | RAPPAHANNOCK, VA | 1:01.54 | - |
| 5 | MANN, JIM | 17 | INDIANA COUNTY, PA | 1:02.01 | - |
| 6 | BARTELL, BEN | | SCHROEDER MIL, WI | 1:02.02 | - |
| 7 | HUNTER, CHARLIE | 16 | ROANOKE CNTRL, VA | 1:03.11 | - |
| 8 | SCANLAN, JOHN | 18 | UPPER MAIN LINE,PA | 1:03.18 | - |
| 9 | HERMAN, BRIAN | 18 | WEST SHORE YMCA, P | 1:03.19 | - |
| 10 | BUCKLEY, MATT | 16 | NEWARK YMCA, DE | 1:03.20 | - |
| 11 | HOSTERMAN, PHIL | 18 | POWEL CROSLY, OH | 1:03.23 | - |
| 12 | EDELL, STEVE | 17 | SOMERSET HILLS, NJ | 1:03.40 | - |
| 13 | JANSZEN, DAVID | 14 | POWEL CROSLY, OH | 1:03.41 | - |

1998 NATIONAL YMCA LONG COURSE
SWIMMING CHAMPIONSHIPS

Complete Meet Results-LC Meters

| | | | | | | | | | |
|------------------------|-----------------------|---------|---|---|-----------------------|---------|--------------------|---------|-----|
| 68 LAMBERT, CHRIS | 16 PULASKI-HENSEL, VA | 1:07.85 | - | 122 CAULDER, BRIAN | 16 WILMINGTON FAM, NC | 1:12.24 | - | | |
| 69 DELANEY, BROCK | 16 OAK PARK YMCA, MI | 1:07.92 | - | 123 GARBACK, BEN | 14 HARFORD COUNTY, MD | 1:12.93 | - | | |
| 70 DAIL, ZACH | 15 FRANKFORT Y, KY | 1:07.96 | - | 124 ENGERMAN, JASON | 14 FLUSHING YMCA, NY | 1:12.97 | - | | |
| 71 KOSLOSKY, KEVIN | 13 WILTON FAMILY, CT | 1:08.06 | - | 125 KOSCIANSKI, RYAN | 13 POWEL CROSLEY, OH | 1:13.03 | - | | |
| 72 PRIOR, ANDY | 16 STATE COLLEGE, PA | 1:08.09 | - | 126 HEIM, RICHARD | 15 ANNE ARUNDEL CO,MD | 1:13.19 | - | | |
| 73 MITCHELL, NEVILLE | 13 NEW CANAAN, CT | 1:08.16 | - | 127 MATSON, JOHN | 16 CHAPEL HL-CARBOR,N | 1:13.73 | - | | |
| 74 RANTA, MARK | 14 BEVERLY REGION, MA | 1:08.18 | - | 128 HANSBROUGH, ANDY | 15 RAPPAHANNOCK, VA | 1:14.29 | - | | |
| 75 TOMES, MICHAEL | 14 M E LYONS YMCA, OH | 1:08.20 | - | 129 CHAO, RYON | 17 RALEIGH, NC | 1:14.99 | - | | |
| 76 MURPHY, BRENDAN | 17 GAMBLE-NIPPERT, OH | 1:08.33 | - | | | | | | |
| 77 STRICHER, ERIC | 16 FARMINGTON BR, MI | 1:08.39 | - | ===== | | | | | |
| 78 ROWLANDS, TREVOR | SCHROEDER MIL, WI | 1:08.41 | - | Event 17 Women 50 Free | | | | | |
| 79 KARELUS, CHRIS | 18 FANWOOD/SCOTCH PLN | 1:08.43 | - | NATIONAL: * 27.00 C. ADAMS - APPLETON, WI 08/96 | | | | | |
| 80 CROW, KYLE | 15 SCHROEDER MIL, WI | 1:08.66 | - | PL | Name | Age | Team | Finals | Pts |
| 81 ANDERSSON, TONY | 16 MARION FAMILY, OH | 1:08.71 | - | ----- | | | | | |
| 82 PINKSTON, BEN | 16 SOUTHSIDE VIRGINIA | 1:08.81 | - | * Finals | | | | | |
| 83 RHINESMITH, DAVID | 15 ROANOKE CNTRL, VA | 1:08.88 | - | 1 | GEOROFF, ANDREA | 15 | SO COMM FAM BR, OH | 27.25 | 20 |
| 84 HAAR, GREG | 15 SCHROEDER MIL, WI | 1:09.06 | - | 2 | PETRIC, SARA | 14 | SCHROEDER MIL, WI | 27.47 | 17 |
| 85 MILLER, ERIC | 16 HARFORD COUNTY, MD | 1:09.08 | - | 3 | BUHRANDT, MOLLY | 16 | NAPERVILLE AREA, I | 27.83 | 16 |
| 86 IPPOLITI, C. | 14 UPPER MAIN LINE,PA | 1:09.19 | - | 4 | SKODA, ALEXIS | 15 | SOMERSET HILLS, NJ | 27.89 | 15 |
| 86 MCGLASTON, L. | 14 HOCKOMOCK AREA, MA | 1:09.19 | - | 5 | MCHUGH, CAROLYN | 15 | GAMBLE-NIPPERT, OH | 27.93 | 14 |
| 88 MAKI, BOB | 16 SO CHESTER CTY, PA | 1:09.23 | - | 6 | MCGUIRE, BERNETTA | 14 | ROANOKE CNTRL, VA | 28.00 | 13 |
| 89 POLLENZ, SHAUN | 15 RALEIGH, NC | 1:09.31 | - | 7 | KAZNECKI, LAURA | 17 | BURMINGHAM FAM, MI | 28.05 | 12 |
| 90 LESKO, GEORGE | 14 REGIONAL FAMILY, P | 1:09.67 | - | 8 | NICHOLS, RUTH | 15 | RALEIGH, NC | 28.20 | 11 |
| 91 TRUMP, MICHAEL | 15 YORK & YORK CO, PA | 1:09.72 | - | * Consolations | | | | | |
| 92 SPARKS, ROBERT | 14 M E LYONS YMCA, OH | 1:09.77 | - | 9 | CARROLL, EMILY | 14 | HAGERSTOWN, MD | 28.10 | 9 |
| 93 KLEINERT, MIKE | 17 METUCHEN-EDISON, N | 1:09.82 | - | 10 | CURRAN, CAROLINE | 17 | WILMINGTON FAM, NC | 28.12 | 7 |
| 94 JELENC, CHRIS | 15 SCHROEDER MIL, WI | 1:09.88 | - | 11 | ZERHUSEN, MEGAN | 18 | FRANKFORT Y, KY | 28.20 | 6 |
| 95 DICKEY, MATT | 16 UPPER MONTGOMERY,M | 1:10.00 | - | 12 | FOSTER, ELIZABETH | 14 | FRANKFORT Y, KY | 28.25 | 5 |
| 96 MARTORANO, ANDREW | 15 SO SHORE QUINCY,MA | 1:10.05 | - | 13 | TOMES, MEGAN | 13 | M E LYONS YMCA, OH | 28.39 | 4 |
| 97 MILLER, JOHN | 17 UPPER MONTGOMERY,M | 1:10.06 | - | 14 | CHAPMAN, JANE | 18 | SPARTANBURG, SC | 28.44 | 3 |
| 97 HWAN, PETER | 18 GTR SCRANTON, PA | 1:10.06 | - | 15 | TERVEER, ABBIGAIL | 13 | LIMA FAMILY, OH | 28.59 | 1.5 |
| 99 RAINAUD, TEDDY | 12 CHESHIRE BR, CT | 1:10.29 | - | 15 | WOESSNER, SUSAN | 17 | SO COMM FAM BR, OH | 28.59 | 1.5 |
| 100 STRIEPECK, WILLIAM | 16 GTR SCRANTON, PA | 1:10.34 | - | PL | Name | Age | Team | Prelims | Pts |
| 101 VILLALON, ANDREW | 16 FLUSHING YMCA, NY | 1:10.35 | - | ----- | | | | | |
| 102 KARABIN, DAVID | 13 NEW CANAAN, CT | 1:10.58 | - | 1 | GEOROFF, ANDREA | 15 | SO COMM FAM BR, OH | 27.39 | - |
| 103 HAUPTMAN, RYAN | 13 FANWOOD/SCOTCH PLN | 1:10.69 | - | 2 | PETRIC, SARA | 14 | SCHROEDER MIL, WI | 27.76 | - |
| 104 PRINCE, COREY | 16 STEVENS POINT, WI | 1:10.73 | - | 3 | BUHRANDT, MOLLY | 16 | NAPERVILLE AREA, I | 27.78 | - |
| 105 DAVIDSON, MATT | 14 BEVERLY REGION, MA | 1:10.89 | - | 4 | MCHUGH, CAROLYN | 15 | GAMBLE-NIPPERT, OH | 28.08 | - |
| 106 ANSON, ROBIE | 17 HUNTINGTON TWP, NY | 1:10.96 | - | 5 | NICHOLS, RUTH | 15 | RALEIGH, NC | 28.12 | - |
| 107 NEUBAUER, QUINTIN | 14 BLUE ASH Y, OH | 1:11.06 | - | 5 | MCGUIRE, BERNETTA | 14 | ROANOKE CNTRL, VA | 28.12 | - |
| 108 ROOD, JOE | 16 UPPER MONTGOMERY,M | 1:11.10 | - | 7 | KAZNECKI, LAURA | 17 | BURMINGHAM FAM, MI | 28.29 | - |
| 109 BUTEAU, GOEFFREY | 15 PLAYGROUND AREA, F | 1:11.14 | - | 8 | SKODA, ALEXIS | 15 | SOMERSET HILLS, NJ | 28.30 | - |
| 109 MALMGREN, CLARK | 14 NW DUPAGE YMCA, IL | 1:11.14 | - | 9 | TOMES, MEGAN | 13 | M E LYONS YMCA, OH | 28.37 | - |
| 111 BALMER, THOMAS | 14 PIEDMONT FAMILY, V | 1:11.18 | - | 10 | CHAPMAN, JANE | 18 | SPARTANBURG, SC | 28.40 | - |
| 112 BELANGER, MATT | 14 NEW CANAAN, CT | 1:11.26 | - | 11 | WOESSNER, SUSAN | 17 | SO COMM FAM BR, OH | 28.42 | - |
| 113 HENKEL, JONATHAN | 13 POWEL CROSLEY, OH | 1:11.28 | - | 12 | ZERHUSEN, MEGAN | 18 | FRANKFORT Y, KY | 28.46 | - |
| 114 SMITH, HANS | 13 M E LYONS YMCA, OH | 1:11.47 | - | 12 | CARROLL, EMILY | 14 | HAGERSTOWN, MD | 28.46 | - |
| 114 SPITTLER, FELIX | 14 CENTRAL KENTUCKY | 1:11.47 | - | 14 | TERVEER, ABBIGAIL | 13 | LIMA FAMILY, OH | 28.47 | - |
| 116 LEBLANC, ANDREW | 16 BEVERLY REGION, MA | 1:11.50 | - | 15 | CURRAN, CAROLINE | 17 | WILMINGTON FAM, NC | 28.52 | - |
| 117 BARNES, STEVEN | 15 BRANDYWINE BR, PA | 1:11.81 | - | 16 | FOSTER, ELIZABETH | 14 | FRANKFORT Y, KY | 28.58 | - |
| 118 CINKEWICZ, MIKE | 16 FANWOOD/SCOTCH PLN | 1:12.03 | - | 17 | KENNEDY, KERRY | 15 | WILTON FAMILY, CT | 28.58 | - |
| 119 HUBER, CHARLIE | 14 POWEL CROSLEY, OH | 1:12.08 | - | 18 | DLUGONSKI, DEE | 15 | WASHINGTON Y, PA | 28.63 | - |
| 120 WIGLESWORTH, JOSH | 16 FRANKFORT Y, KY | 1:12.10 | - | 19 | HOSTETLER, KATIE | 17 | CHAMBERSBURG, PA | 28.65 | - |
| 121 VIRGO, ERROL | 15 HUNTINGTON TWP, NY | 1:12.16 | - | | | | | | |

1998 NATIONAL YMCA LONG COURSE
SWIMMING CHAMPIONSHIPS

Complete Meet Results-LC Meters

| | | | | | | | |
|-----------------------|-----------------------|-------|---|------------------------|-----------------------|-------|---|
| 19 BRUNDAGE, ALLISON | 15 MARION COUNTY, FL | 28.65 | - | 74 STAFFORD, NICOLE | 17 SO COMM FAM BR, OH | 29.69 | - |
| 21 GILKISON, EMILY | 18 M E LYONS YMCA, OH | 28.68 | - | 75 MICKLAS, MELANIE | 17 COUNTRYSIDE Y, OH | 29.70 | - |
| 22 GRIFFITH, LAUREN | 16 GAMBLE-NIPPERT, OH | 28.70 | - | 76 MOYER, KATHLEEN | 13 BURMINGHAM FAM, MI | 29.71 | - |
| 23 ANDERSON, ALEXIA | 13 HUNTINGTON, WV | 28.72 | - | 77 GILL, MEG | 13 SOUTHSIDE VIRGINIA | 29.72 | - |
| 24 HOLMAN, MEREDITH | 15 SPARTANBURG, SC | 28.73 | - | 77 SCHLEIS, ELIZABETH | 17 GTR GREEN BAY, WI | 29.72 | - |
| 25 THELIN, TOREY | 13 DARIEN YMCA, CT | 28.76 | - | 79 CHAN, IRENE | 16 SOMERSET HILLS, NJ | 29.73 | - |
| 26 LADKY, CAROLINE | 17 SCHROEDER MIL, WI | 28.78 | - | 79 DUFFY, MEGHAN | 16 CENTRAL KENTUCKY | 29.73 | - |
| 27 BRODERSON, LORI | 18 CRESCENTA-CANADA,C | 28.80 | - | 81 WILD, ERICA | 14 STATE COLLEGE, PA | 29.75 | - |
| 28 WOYTOWYCH, DEEDEE | 16 NAPERVILLE AREA, I | 28.85 | - | 81 WANDELOSKI, LISA | 16 GTR WESTFIELD, MA | 29.75 | - |
| 29 SCHEPPKE, KATE | 18 SOMERSET HILLS, NJ | 28.87 | - | 83 NG, ANNA | 17 FLUSHING YMCA, NY | 29.76 | - |
| 30 RIBERICH, CHANDRA | 16 LA CROSSE AREA, WI | 28.89 | - | 84 MCLELLAN, ASHLEY | 13 CHESHIRE BR, CT | 29.78 | - |
| 31 PIETRAS, MELISSA | 16 GRAND RAPIDS SE, M | 28.95 | - | 84 SHALLA, ELAINE | 13 FLINT YMCA, MI | 29.78 | - |
| 32 JONES, TAMARA | 16 RAPPAHANNOCK, VA | 28.96 | - | 86 KENNEDY, KENDRA | 14 METUCHEN-EDISON, N | 29.80 | - |
| 33 DUDLEY, LAUREN | 17 WILTON FAMILY, CT | 28.97 | - | 86 O'CONNELL, KELLY | 14 GAMBLE-NIPPERT, OH | 29.80 | - |
| 34 RADER, ASHLEY | 16 STRATFORD YMCA, CT | 28.98 | - | 88 HINDS, HOLLY | 13 ANDOVER, MA | 29.82 | - |
| 35 PANSINI, CHRISTINA | 18 HAMILTON AREA, NJ | 28.99 | - | 89 JENGELESKI, T. | 16 CHAMBERSBURG, PA | 29.83 | - |
| 36 WARE, MAGGIE | 15 NAPERVILLE AREA, I | 29.01 | - | 89 PERRY, NATASHA | 18 MARION COUNTY, FL | 29.83 | - |
| 37 SNYDER, KIMBERLY | 16 CHAMBERSBURG, PA | 29.02 | - | 89 HUIZENGA, KELLY | 17 M E LYONS YMCA, OH | 29.83 | - |
| 38 FIDEN, SARAH | 17 SO COMM FAM BR, OH | 29.04 | - | 92 AMUNDSEN, KRISTIN | 13 WEST SHORE YMCA, P | 29.84 | - |
| 39 TIPPET, MELISSA | 16 LAKE COUNTY, IL | 29.05 | - | 92 ZAP, ADRIEN | 16 NEW CANAAN, CT | 29.84 | - |
| 40 SAPPEY, LISA | 15 HAGERSTOWN, MD | 29.06 | - | 92 GLANCY, CRISTIN | 15 OAK PARK YMCA, IL | 29.84 | - |
| 41 DAVIDOFF, CARA | 12 PALISADES MALIBU,C | 29.12 | - | 95 MILLER, ALYSSA | 12 CHAPEL HL-CARBOR,N | 29.85 | - |
| 42 BRYM, SOPHIE | 14 MANSFIELD AREA, OH | 29.13 | - | 95 MATTHEWS, MELANIE | 17 WAYNESBORO FAM, VA | 29.85 | - |
| 42 KEEVER, BRANDY | 15 COUNTRYSIDE Y, OH | 29.13 | - | 95 COCHRAN, ERIN | 15 NAPERVILLE AREA, I | 29.85 | - |
| 44 ESCHENBURG, KINSEY | 18 SCHROEDER MIL, WI | 29.14 | - | 98 MICKINAK, MOLLY | 14 REGIONAL FAMILY, P | 29.88 | - |
| 45 WAGNER, KATIE | 14 ANNE ARUNDEL CO,MD | 29.15 | - | 99 FITZPATRICK, KATIE | 16 SCHROEDER MIL, WI | 29.90 | - |
| 45 PITTMAN, JENNIFER | 13 NEW CANAAN, CT | 29.15 | - | 100 LYNAM, COURTNEY | 15 MASISON WEST, WI | 29.91 | - |
| 47 KUZIEL, SOPHIA | 15 WSTN/CATONSVILLE,M | 29.17 | - | 101 CRNIC, ALLISON | 15 STATE COLLEGE, PA | 29.92 | - |
| 48 RENZENBRINK, A. | 14 GAMBLE-NIPPERT, OH | 29.18 | - | 102 BROWN, MELISSA | 18 OAK PARK YMCA, MI | 29.93 | - |
| 48 GRAPER, KIRA | 14 APPLETON Y, WI | 29.18 | - | 103 DUKE, MARY | 16 WEST SHORE YMCA, P | 29.94 | - |
| 48 LINSENMANN, K. | 14 WEST CHESTER, PA | 29.18 | - | 104 KELLEY, MELISSA | 16 SCHROEDER MIL, WI | 29.95 | - |
| 51 NELSON, KATHLEEN | 13 UPPER MAIN LINE,PA | 29.24 | - | 104 KUZIEL, NINA | 13 WSTN/CATONSVILLE,M | 29.95 | - |
| 52 BURNETT, M.C. | 16 MONTGOMERY YMCA, A | 29.31 | - | 106 SCHOENEMANN, HEIDI | 18 WESTFIELD Y, NJ | 29.96 | - |
| 53 GERBER, STEFANIE | 13 FLUSHING YMCA, NY | 29.32 | - | 106 BEALS, KIM | 15 BURMINGHAM FAM, MI | 29.96 | - |
| 54 HORTON, ALLISON | 15 GRAND RAPIDS SE, M | 29.34 | - | 108 MOATZ, LESLIE | 15 BOYERTOWN AREA, PA | 29.97 | - |
| 55 STALEY, ERIKA | 17 SO COMM FAM BR, OH | 29.35 | - | 109 BANNELL, CASSANDRA | 13 WHEELER REGION, CT | 30.00 | - |
| 56 HONMA, KRISTEN | 16 WILMINGTON FAM, NC | 29.36 | - | 109 LIEBMANN, KATIE | 15 MASISON WEST, WI | 30.00 | - |
| 57 BRAGER, LAURA | 15 GTR GREEN BAY, WI | 29.37 | - | 111 KRALJIC, ELIZABETH | 14 MONTCLAIR YMCA, NJ | 30.01 | - |
| 58 NAGY, CHRISTINA | 16 COUNTRYSIDE Y, OH | 29.41 | - | 112 MAYERCAK, NIKI | 17 OAK PARK YMCA, MI | 30.03 | - |
| 59 SALKS, ALAINA | 14 BOYERTOWN AREA, PA | 29.45 | - | 113 REED, LAUREN | 13 RARITAN VALLEY, NJ | 30.06 | - |
| 60 VOGEL, KAREN | 13 BEAVERCREEK Y, OH | 29.51 | - | 113 BOWERS, ELIZABETH | 15 POWEL CROSLEY, OH | 30.06 | - |
| 61 BREWER, SHANNON | 14 CATAWBA VALLEY, NC | 29.52 | - | 115 VASSALLO, KRISTEN | 16 METUCHEN-EDISON, N | 30.12 | - |
| 61 FRANCE, KRISTIN | 16 M E LYONS YMCA, OH | 29.52 | - | 115 BLASIAK, LEAH | 16 CHAPEL HL-CARBOR,N | 30.12 | - |
| 63 BRIAN, JENNY | 15 TOWSON BRANCH, MD | 29.53 | - | 115 REED, STACEY | 13 NORTH COMMUNITY,OH | 30.12 | - |
| 64 GREENAWALT, ANNE | 13 WEST SHORE YMCA, P | 29.54 | - | 118 NAVITSKY, E. | 13 WEST SHORE YMCA, P | 30.13 | - |
| 65 MCCONNELL, BARNET | 17 WILTON FAMILY, CT | 29.56 | - | 118 BEST, KRISTEN | 14 CHAPEL HL-CARBOR,N | 30.13 | - |
| 66 CANNELL, DEIRDRE | 13 NEW CANAAN, CT | 29.58 | - | 120 JANSSEN, ERICA | 16 OSHKOSH COMM, WI | 30.14 | - |
| 67 THOMAS, DEANNE | 17 CENTRAL KENTUCKY | 29.59 | - | 120 LORIDAS, KRISTIN | 13 FARMINGTON BR, MI | 30.14 | - |
| 67 BAYLIFF, TORI | 14 READING/BERKS, PA | 29.59 | - | 122 OLSZEWSKI, CANDICE | 16 GTR WESTFIELD, MA | 30.15 | - |
| 69 KELLY, BDNA | 15 FLUSHING YMCA, NY | 29.64 | - | 122 STOCKWELL, JAMIE | 16 APPLETON Y, WI | 30.15 | - |
| 69 HALEY, MEG | 14 SO COMM FAM BR, OH | 29.64 | - | 124 MILLS, LAUREN | 14 RALEIGH, NC | 30.16 | - |
| 71 SCHOBORG, LIZ | 14 GAMBLE-NIPPERT, OH | 29.65 | - | 124 HUNT, SARAH | 13 GOLDSBORO YMCA, NC | 30.16 | - |
| 72 SANDER, ERIN | 15 GAMBLE-NIPPERT, OH | 29.67 | - | 126 HALLETT, ERIN | 13 WEST SHORE YMCA, P | 30.18 | - |
| 73 AGUIAR, NICOLE | 17 ANNE ARUNDEL CO,MD | 29.68 | - | 126 WILL, ALI | 14 SCHROEDER MIL, WI | 30.18 | - |

1998 NATIONAL YMCA LONG COURSE
SWIMMING CHAMPIONSHIPS

Complete Meet Results-LC Meters

| | | | | | | | |
|------------------------|------------------------|-------|---|------------------------|------------------------|-------|---|
| 128 VINSON, JESSICA | 14 SOUTHSIDE VIRGINIA | 30.20 | - | 182 DRISCOLL, KATY | 14 N SUB BOSTON, MA | 30.71 | - |
| 129 BURANT, APRIL | 16 STEVENS POINT, WI | 30.21 | - | 182 NORTON, MAGGIE | 14 OAK PARK YMCA, IL | 30.71 | - |
| 130 MARKHAM, ANGELA | 16 MIDDLETOWN AREA, OH | 30.22 | - | 184 GIBNEY, JESSICA | 14 WESTERN MONMOUTH, N | 30.72 | - |
| 130 COWEN, ABBEY | 17 FLINT YMCA, MI | 30.22 | - | 185 CLUKEY, CASEY | 13 M E LYONS YMCA, OH | 30.75 | - |
| 130 KOS, COURTNEY | 13 ANNE ARUNDEL CO, MD | 30.22 | - | 185 McDONALD, RACHEL | 14 PIEDMONT FAMILY, V | 30.75 | - |
| 130 POSPIESZALSKA, M. | 13 PIEDMONT FAMILY, V | 30.22 | - | 187 DAVIS, ALLYSON | 15 M E LYONS YMCA, OH | 30.76 | - |
| 130 IRBY, JENNIFER | 15 WSTN/CATONSVILLE, M | 30.22 | - | 188 SHEPHERD, ERIN | 17 BEVERLY REGION, MA | 30.77 | - |
| 135 SAUMS, PATTY | 17 METUCHEN-EDISON, N | 30.23 | - | 188 BALL, KATIE | 13 M E LYONS YMCA, OH | 30.77 | - |
| 135 SAVEJS, CHRISTINA | 15 CHESHIRE BR, CT | 30.23 | - | 188 GEISLER, ELIZABETH | 14 NW DUPAGE YMCA, IL | 30.77 | - |
| 137 FLETCHER, KRISTIN | 17 POWEL CROSLEY, OH | 30.24 | - | 191 LOVEJOY, LIZ | 13 N SUB BOSTON, MA | 30.78 | - |
| 137 MULSHINE, SARA | 15 COUNTRYSIDE Y, OH | 30.24 | - | 192 TOFT-DUPUY, CORY | 14 DOOR COUNTY, WI | 30.79 | - |
| 139 DEMUNCK, SONYA | 16 OSHKOSH COMM, WI | 30.26 | - | 192 GLISH, KELLY | 12 FLINT YMCA, MI | 30.79 | - |
| 140 LEAGUE, MARY | 16 ROCKY MOUNT FAM, N | 30.28 | - | 194 ALBERT, MANDIE | 14 CHAPEL HL-CARBOR, N | 30.81 | - |
| 140 BURRUSS, KYLA | 14 DARIEN YMCA, CT | 30.28 | - | 195 KUIPER, ANNE | 17 UPPER PENINSULA, M | 30.82 | - |
| 142 HAGEN, JENNY | 12 POWEL CROSLEY, OH | 30.30 | - | 195 MENZEL, JACCI | 15 STEVENS POINT, WI | 30.82 | - |
| 143 KORNACK, HEATHER | 15 HOCKOMOCK AREA, MA | 30.32 | - | 197 BYRNE, KATIE | 15 HAMILTON AREA, NJ | 30.83 | - |
| 143 DELLAGIOVANNA, D. | 17 FLUSHING YMCA, NY | 30.32 | - | 198 BANK, KEELY | 15 NW DUPAGE YMCA, IL | 30.85 | - |
| 143 MOSHER, CHERIE | 16 SOUTHSIDE VIRGINIA | 30.32 | - | 199 TEMPLE, AMANDA | 16 CHAPEL HL-CARBOR, N | 30.86 | - |
| 143 BUSSE, KATIE | 12 BLUE ASH Y, OH | 30.32 | - | 199 FROMTLING, KITTY | 17 WESTFIELD Y, NJ | 30.86 | - |
| 147 DUKE, SUSAN | 15 WEST SHORE YMCA, P | 30.33 | - | 201 VOGT, MICHELLE | 16 SCHROEDER MIL, WI | 30.87 | - |
| 147 GUERRERO, REANNA | 13 KISHWAUKEE, IL | 30.33 | - | 202 PUSEL, KRISTIN | 15 DANE CO-SUN PRAIRI | 30.89 | - |
| 149 SPRINGER, TRISTAN | 17 OLD TOWN-ORONO, ME | 30.36 | - | 203 RUBEOR, RENEE | 15 HARFORD COUNTY, MD | 30.90 | - |
| 149 RICE, KATHERINE | 15 WILTON FAMILY, CT | 30.36 | - | 204 WHELTON, LAURA | 14 HOCKOMOCK AREA, MA | 30.93 | - |
| 151 RICHARDSON, LACY | 12 ROANOKE CNTRL, VA | 30.37 | - | 205 SHITLEY, KYLE | 13 DEFIANCE AREA, OH | 31.09 | - |
| 152 RUSH, REGINA | 13 RARITAN VALLEY, NJ | 30.38 | - | 206 KEPHART, LAURA | 15 STATE COLLEGE, PA | 31.15 | - |
| 152 MARTIN, KARA | 15 STEVENS POINT, WI | 30.38 | - | 207 BURDETTE, MORGAN | 12 YORK & YORK CO, PA | 31.16 | - |
| 152 KUCZMARSKI, KATIE | 14 NEWARK YMCA, DE | 30.38 | - | 208 CASH, SARAH | 12 POWEL CROSLEY, OH | 31.17 | - |
| 152 ECKER, LAURA | 13 WSTN/CATONSVILLE, M | 30.38 | - | 209 PELTZER, JOAN | 15 WSTN/CATONSVILLE, M | 31.19 | - |
| 156 LARSON, ERIKA | 13 NAPERVILLE AREA, I | 30.39 | - | 210 BARNES, JESSICA | 13 BRANDYWINE BR, PA | 31.20 | - |
| 157 NONBERG, ARIEL | 15 PALISADES MALIBU, C | 30.40 | - | 210 ORR, CHRISTY | 15 SPARTANBURG, SC | 31.20 | - |
| 158 EVERHART, AMBER | 17 RALEIGH, NC | 30.42 | - | 210 WEBB, ERIN | 16 GTR GREEN BAY, WI | 31.20 | - |
| 159 GUSTAFSON, SHANNA | 17 APPLETON Y, WI | 30.43 | - | 213 HAWES, MAGGIE | 15 NEW CANAAN, CT | 31.21 | - |
| 159 GUELTIG, HEATHER | 14 SO COMM FAM BR, OH | 30.43 | - | 214 SHEPARD, MEAGHAN | 18 WSTN/CATONSVILLE, M | 31.28 | - |
| 161 KAPELEWSKI, C. | 14 ANNE ARUNDEL CO, MD | 30.44 | - | 215 WEBBER, MORGAN | 16 GENEVA LAKES, WI | 31.33 | - |
| 161 SASSER, VIRGINIA | 13 RAPPAHANNOCK, VA | 30.44 | - | 216 SPATZ, HOLLEN | 15 HANDEN/N HAVEN, CT | 31.34 | - |
| 161 WILLIAMS, JENNIFER | 16 YORK & YORK CO, PA | 30.44 | - | 216 SWAFFORD, COURTNEY | 15 M E LYONS YMCA, OH | 31.34 | - |
| 164 CROWN, JORDAN | 15 WILTON FAMILY, CT | 30.45 | - | 218 HARRIS, HEATHER | 15 LA CROSSE AREA, WI | 31.35 | - |
| 165 SCHILGEN, ASHLEY | 14 UPPER MAIN LINE, PA | 30.47 | - | 218 KOPAJTIC, LAUREN | 16 HARFORD COUNTY, MD | 31.35 | - |
| 166 KOSS, JESSE | 17 SCHROEDER MIL, WI | 30.48 | - | 220 WEST, JOANNA | 13 BUCYRUS YMCA, OH | 31.44 | - |
| 167 WALTERS, VIRGINIA | 14 SOUTHSIDE VIRGINIA | 30.49 | - | 220 LEINBACH, ASHLEY | 16 HARRISON CO, WV | 31.44 | - |
| 167 MAXFIELD, SARA | 16 M E LYONS YMCA, OH | 30.49 | - | 220 HITCHNER, CHRISTA | 16 CENTRAL KENTUCKY | 31.44 | - |
| 169 NEMETH, PAMILLA | 17 HAMILTON AREA, NJ | 30.50 | - | 223 BOONE, ARRIELLE | 13 GARNER ROAD, NC | 31.55 | - |
| 169 PAYABYAB, EDEN | 14 FLUSHING YMCA, NY | 30.50 | - | 224 CLAIRBORN, KATY | 18 GTR MANCHESTER, NH | 31.66 | - |
| 171 VOSS, LINDSAY | 14 OAK PARK YMCA, MI | 30.51 | - | 224 LESLIE, ABBY | 15 ALLEGHENY VAL, PA | 31.66 | - |
| 171 BOWER, KATHERINE | 18 HAGERSTOWN, MD | 30.51 | - | 226 MILLER, LAURA | 14 WASHINGTON Y, PA | 31.70 | - |
| 173 KAIL, MELANIE | 18 BLUE ASH Y, OH | 30.53 | - | 227 PRATT, ABBY | 12 MELROSE YMCA, MA | 31.83 | - |
| 174 GAMBLE, KATHERINE | 13 CENTRAL KENTUCKY | 30.54 | - | 227 LIEBERMAN, E. | 17 WSTN/CATONSVILLE, M | 31.83 | - |
| 175 EIRING, TRACY | 15 FLUSHING YMCA, NY | 30.56 | - | 229 DEFRESE, MICHELLE | 17 METUCHEN-EDISON, N | 31.84 | - |
| 176 BAILEY, JOY | 16 PULASKI-HENSEL, VA | 30.62 | - | 230 GOAD, TAYLOR | 15 BIRMINGHAM FAM, MI | 31.96 | - |
| 177 JOHN, KATIE | 14 BRANDYWINE BR, PA | 30.63 | - | 231 HUTTER, MARISSA | 18 PALISADES MALIBU, C | 32.33 | - |
| 177 MCBRIDE, COLLEEN | 14 NEW CANAAN, CT | 30.63 | - | 232 GIFFING, BLAIR | 16 SO CHESTER CTY, PA | 32.38 | - |
| 179 KROEGER, JENNA | 17 SCHROEDER MIL, WI | 30.65 | - | - SCHAFFER, SARAH E. | 16 ANNE ARUNDEL CO, MD | DQ | - |
| 180 AUSTIN, JENNIFER | 16 WSTN/CATONSVILLE, M | 30.67 | - | | | | |
| 181 DEVRIES, JULIE | 14 MASISON WEST, WI | 30.69 | - | | | | |

1998 NATIONAL YMCA LONG COURSE
SWIMMING CHAMPIONSHIPS

Complete Meet Results-LC Meters

=====
Event 18 Men 50 Free
NATIONAL: * 23.83 R. HENIKMAN - MANSFIELD, OH 08/95

| PL | Name | Age | Team | Finals | Pts |
|----|------|-----|------|--------|-----|
|----|------|-----|------|--------|-----|

* Finals

| | | | | | |
|---|-------------------|----|---------------------|-------|----|
| 1 | SLOUF, ERICH | 18 | NAPERVILLE AREA, I | 24.57 | 20 |
| 2 | RAMSEY, SEAN | 18 | PARKERSBURG, WV | 24.58 | 17 |
| 3 | SIEBERT, MARK | 17 | UPPER MAIN LINE, PA | 24.65 | 16 |
| 4 | CHENIER, MICHAEL | 17 | GOLDSBORO YMCA, NC | 24.75 | 15 |
| 5 | WEIR, SCOTT | 15 | GRAND RAPIDS SE, M | 24.84 | 14 |
| 6 | RANSENBERG, SCOTT | 16 | GAMBLE-NIPPERT, OH | 24.85 | 13 |
| 7 | MURPHY, TIM | 18 | M E LYONS YMCA, OH | 25.00 | 12 |
| 8 | SARGENT, WILLIAM | 17 | BIRMINGHAM FAM, MI | 25.10 | 11 |

* Consolations

| | | | | | |
|----|-----------------|----|---------------------|-------|---|
| 9 | OGLESBY, MATT | 18 | GENEVA LAKES, WI | 25.12 | 9 |
| 10 | BUDRIS, KEVIN | 16 | CHESHIRE BR, CT | 25.23 | 7 |
| 11 | SCANLAN, JOHN | 18 | UPPER MAIN LINE, PA | 25.26 | 6 |
| 12 | CROW, TRAVIS | 18 | SCHROEDER MIL, WI | 25.30 | 5 |
| 13 | DEHNE, ADAM | 15 | GAMBLE-NIPPERT, OH | 25.32 | 4 |
| 14 | RUSSO, WILL | 18 | M E LYONS YMCA, OH | 25.37 | 3 |
| 15 | MUSIAK, MATTHEW | 16 | GTR HOLYOKE, MA | 25.46 | 2 |
| 16 | SAMPLE, JEREMY | 17 | SHENANGO VAL, PA | 25.50 | 1 |

| PL | Name | Age | Team | Prelims | Pts |
|----|-------------------|-----|---------------------|---------|-----|
| 1 | SLOUF, ERICH | 18 | NAPERVILLE AREA, I | 24.87 | - |
| 2 | RAMSEY, SEAN | 18 | PARKERSBURG, WV | 24.98 | - |
| 3 | CHENIER, MICHAEL | 17 | GOLDSBORO YMCA, NC | 25.03 | - |
| 3 | MURPHY, TIM | 18 | M E LYONS YMCA, OH | 25.03 | - |
| 5 | RANSENBERG, SCOTT | 16 | GAMBLE-NIPPERT, OH | 25.07 | - |
| 6 | SIEBERT, MARK | 17 | UPPER MAIN LINE, PA | 25.12 | - |
| 7 | SARGENT, WILLIAM | 17 | BIRMINGHAM FAM, MI | 25.30 | - |
| 8 | WEIR, SCOTT | 15 | GRAND RAPIDS SE, M | 25.35 | - |
| 9 | CROW, TRAVIS | 18 | SCHROEDER MIL, WI | 25.39 | - |
| 9 | RUSSO, WILL | 18 | M E LYONS YMCA, OH | 25.39 | - |
| 11 | BUDRIS, KEVIN | 16 | CHESHIRE BR, CT | 25.40 | - |
| 12 | MUSIAK, MATTHEW | 16 | GTR HOLYOKE, MA | 25.41 | - |
| 13 | SAMPLE, JEREMY | 17 | SHENANGO VAL, PA | 25.42 | - |
| 14 | DEHNE, ADAM | 15 | GAMBLE-NIPPERT, OH | 25.45 | - |
| 15 | SCANLAN, JOHN | 18 | UPPER MAIN LINE, PA | 25.49 | - |
| 16 | OGLESBY, MATT | 18 | GENEVA LAKES, WI | 25.53 | - |
| 17 | BELANGER, TYLER | 16 | LAKE COUNTY, IL | 25.53 | J |
| 18 | JONES, CHRIS | 14 | HAZLETON YMCA, PA | 25.54 | - |
| 19 | DEAN, JOHN | 16 | RALEIGH, NC | 25.55 | - |
| 20 | POLK, WILLIE | 17 | BEAVERCREEK Y, OH | 25.56 | - |
| 21 | WALTERS, DANIEL | 16 | SOUTHSIDE VIRGINIA | 25.59 | - |
| 22 | LEONARDI, TIM | 17 | WASHINGTON Y, PA | 25.68 | - |
| 23 | RIEBEL, MARK | 17 | FAIRFIELD BR, OH | 25.76 | - |
| 24 | BROWN, RYAN | 18 | SO COMM FAM BR, OH | 25.81 | - |
| 25 | PEPE, NICK | 14 | SO SHORE QUINCY, MA | 25.84 | - |
| 26 | LANG, ALEX | 18 | RAPPAHANNOCK, VA | 25.87 | - |
| 27 | DELLAGIOVANNA, B. | 16 | FLUSHING YMCA, NY | 25.89 | - |
| 28 | BEAUMIER, BILL | 16 | GTR GREEN BAY, WI | 25.91 | - |

| | | | | | |
|----|--------------------|----|---------------------|-------|---|
| 29 | BUCKLEY, MATT | 16 | NEWARK YMCA, DE | 25.95 | - |
| 30 | RE, JOE | 16 | GAMBLE-NIPPERT, OH | 25.98 | - |
| 31 | KEYES, BRET | 16 | M E LYONS YMCA, OH | 26.01 | - |
| 32 | HAUSLANDEN, DAVID | 18 | M E LYONS YMCA, OH | 26.02 | - |
| 32 | YARBROUGH, JUSTIN | 14 | WSTN/CATONSVILLE, M | 26.02 | - |
| 34 | SOUCIE, JIM | 15 | OLD TOWN-ORONO, ME | 26.03 | - |
| 35 | PIERCE, BRANDON | 16 | BLUE ASH Y, OH | 26.07 | - |
| 36 | RICHARD, MATT | 16 | GTR GREEN BAY, WI | 26.08 | - |
| 37 | COLLINS, MIKE | 16 | NW DUPAGE YMCA, IL | 26.09 | - |
| 38 | INGLE, ANDREW | 17 | CHAMBERS MEM Y, WV | 26.10 | - |
| 38 | BASEHEART, JOSH | 15 | SCHROEDER MIL, WI | 26.10 | - |
| 40 | LAZZARA, LARRY | 17 | MONTCLAIR YMCA, NJ | 26.15 | - |
| 40 | MILLS, JON | 16 | RALEIGH, NC | 26.15 | - |
| 42 | PETRIC, STEVEN | 16 | SCHROEDER MIL, WI | 26.19 | - |
| 42 | BAUCOM, KELLY | 17 | ROWAN COUNTY, NC | 26.19 | - |
| 44 | GUSTAFSON, ADAM | 17 | ROANOKE CNTRL, VA | 26.23 | - |
| 44 | BIANCHINI, ANTHONY | 17 | GTR WESTFIELD, MA | 26.23 | - |
| 44 | DIONNE, LANCE | 17 | GTR MANCHESTER, NH | 26.23 | - |
| 47 | WILLARD, BRAD | 16 | WINSTON-SALEM, NC | 26.25 | - |
| 48 | JUCHA, BRIAN | 16 | WASHINGTON Y, PA | 26.28 | - |
| 49 | ZICCARDI, ANDREW | 14 | MONTCLAIR YMCA, NJ | 26.30 | - |
| 50 | HYMAN, JASON | 16 | WESTERN MONMOUTH, N | 26.32 | - |
| 51 | SIMCOCK, MATT | 16 | NAPERVILLE AREA, I | 26.33 | - |
| 51 | GUEDELHOEFER, OTTO | 17 | NAPERVILLE AREA, I | 26.33 | - |
| 53 | REINIG, CHRIS | 17 | SOMERSET HILLS, NJ | 26.34 | - |
| 54 | COLLINS, ADAM | 17 | WEST SHORE YMCA, P | 26.36 | - |
| 55 | ELLIS, MATT | 18 | POCONO FAMILY, PA | 26.37 | - |
| 56 | ROGERS, KEVIN | 15 | POWEL CROSLEY, OH | 26.38 | - |
| 57 | HESS, JOEY | 17 | RAPPAHANNOCK, VA | 26.40 | - |
| 58 | CARROLL, JUSTIN | 16 | CHESHIRE BR, CT | 26.41 | - |
| 59 | MANN, JIM | 17 | INDIANA COUNTY, PA | 26.43 | - |
| 60 | BLUSIEWICZ, A.J. | 14 | AURORA FAMILY, IL | 26.46 | - |
| 61 | BRUORTON, JEFF | 17 | GOLDSBORO YMCA, NC | 26.47 | - |
| 62 | ROWLANDS, TREVOR | | SCHROEDER MIL, WI | 26.49 | - |
| 62 | BOXER, ERIC | 16 | READING/BERKS, PA | 26.49 | - |
| 64 | SLACK, TIM | 17 | WEST SHORE YMCA, P | 26.54 | - |
| 65 | CRADDOCK, BRIAN | 14 | PIEDMONT FAMILY, V | 26.56 | - |
| 66 | LIPSCOMB, KENER | 16 | RAPPAHANNOCK, VA | 26.57 | - |
| 66 | JONES, DAVID | 18 | MONTGOMERY YMCA, A | 26.57 | - |
| 68 | CHEWNING, RYAN | 15 | RAPPAHANNOCK, VA | 26.59 | - |
| 69 | MORRISON-MCKELL, T | 16 | SO COMM FAM BR, OH | 26.62 | - |
| 69 | ALEXANDER, ANDY | 17 | M E LYONS YMCA, OH | 26.62 | - |
| 71 | MURPHY, BRENDAN | 17 | GAMBLE-NIPPERT, OH | 26.63 | - |
| 72 | MARK, RUSSELL | 18 | FLUSHING YMCA, NY | 26.67 | - |
| 72 | SHARP, JAMES | 16 | WAYNESBORO FAM, VA | 26.67 | - |
| 74 | BOTHEM, DAVID | 17 | HAMILTON AREA, NJ | 26.69 | - |
| 75 | NEUKIRCH, JOE | 16 | AURORA FAMILY, IL | 26.70 | - |
| 76 | HAUSLANDEN, DOUG | 16 | M E LYONS YMCA, OH | 26.71 | - |
| 77 | RAFFERTY, TJ | 16 | BLUE ASH Y, OH | 26.77 | - |
| 78 | EDWARDS, GLADSTONE | 15 | FLUSHING YMCA, NY | 26.78 | - |
| 79 | BETZ, BEN | 16 | KISHWAUKEE, IL | 26.79 | - |
| 80 | LEASSNER, MAX | 15 | BLUE ASH Y, OH | 26.80 | - |
| 81 | MILLER, ERIC | 16 | HARFORD COUNTY, MD | 26.81 | - |
| 81 | AGNER, MATTHEW | 18 | ROWAN COUNTY, NC | 26.81 | - |

1998 NATIONAL YMCA LONG COURSE
SWIMMING CHAMPIONSHIPS

Complete Meet Results-LC Meters

| | | | | | | | |
|------------------------|-----------------------|-------|---|------------------------|-----------------------|-------|---|
| 83 DAVIS, MICHAEL | 15 ANNE ARUNDEL CO,MD | 26.83 | - | 138 ROLLINS, JONATHAN | 16 COASTAL GEORGIA,GA | 27.49 | - |
| 84 KRUEGER, JEFF | 18 M E LYONS YMCA, OH | 26.85 | - | 138 HOPPE, CHRIS | SCHROEDER MIL, WI | 27.49 | - |
| 85 DELANEY, BROCK | 16 OAK PARK YMCA, MI | 26.87 | - | 138 MCCOY, KURT | 17 HAMILTON AREA, NJ | 27.49 | - |
| 86 GRESHOLDT, MARK | 16 KISHWAUKEE, IL | 26.88 | - | 141 HUMPHREY, BEN | 14 WINSTON-SALEM, NC | 27.51 | - |
| 87 BRADFORD, PATRICK | 16 WINSTON-SALEM, NC | 26.89 | - | 142 LAUGHERTY, ROB | 16 REGIONAL FAMILY, P | 27.52 | - |
| 88 CRAIG, JEREMY | 15 PIEDMONT FAMILY, V | 26.90 | - | 143 LAVOIE, DEREK | 17 GTR WESTFIELD, MA | 27.53 | - |
| 89 BENION, SCOTT | 15 WEST SHORE YMCA, P | 26.93 | - | 144 PERRY, ANDREW | 15 RALEIGH, NC | 27.54 | - |
| 90 BIZZARRO, PAUL | 18 BEAVERCREEK Y, OH | 26.94 | - | 145 DIEBOLD, RICHARD | 15 PLAYGROUND AREA, F | 27.55 | - |
| 91 HOYLE, JOSEPH | 16 CHAPEL HL-CARBOR,N | 26.95 | - | 146 LYON-LOFTUS, TONY | 15 WAYNESBORO AREA, P | 27.58 | - |
| 91 BROPHY, SEAN | 15 FAIRFIELD YMCA, CT | 26.95 | - | 147 MCGLASTON, L. | 14 HOCKOMOCK AREA, MA | 27.59 | - |
| 93 MORRISON, JAMIE | 15 FAIRFIELD YMCA, CT | 26.96 | - | 148 ROOD, JOE | 16 UPPER MONTGOMERY,M | 27.63 | - |
| 94 FINN, JOEY | 14 SOUTHSIDE VIRGINIA | 26.97 | - | 148 HURST, MATT | 15 UPPER MAIN LINE,PA | 27.63 | - |
| 94 BROWN, NICK | 16 STATE COLLEGE, PA | 26.97 | - | 148 TAMAS, STEVE | 16 STRATFORD YMCA, CT | 27.63 | - |
| 94 ATKINS, JAY | 15 REGIONAL FAMILY, P | 26.97 | - | 151 HOPKINS, SEAN | 18 WEST SHORE YMCA, P | 27.64 | - |
| 94 LOCKWOOD, TREVOR | 16 HIGH POINT CNTL,OH | 26.97 | - | 152 WINGERT, BRIAN | 16 CHAMBERSBURG, PA | 27.65 | - |
| 94 SCHOBORG, JIM | 16 GAMBLE-NIPPERT, OH | 26.97 | - | 153 WILLIAMS, ERIK | 13 GRAND RAPIDS SE, M | 27.66 | - |
| 99 PULSKAMP, ANDREW | 17 SPARTANBURG, SC | 27.01 | - | 153 CHAO, RYON | 17 RALEIGH, NC | 27.66 | - |
| 100 WEIMER, BRAXTON | 18 MONTGOMERY YMCA, A | 27.02 | - | 155 THILL, GEOFF | 14 STEVENS POINT, WI | 27.67 | - |
| 101 GUSKEY, MICHAEL | 16 CENTRAL KENTUCKY | 27.03 | - | 156 NEWADICH, ANDREW | 17 FLUSHING YMCA, NY | 27.69 | - |
| 102 CARDY, DANIEL | 15 UPPER MONTGOMERY,M | 27.04 | - | 157 MESAVAGE, PETER | 15 STRATFORD YMCA, CT | 27.70 | - |
| 103 ADELMAYER, BRYAN | 15 GTR GREEN BAY, WI | 27.05 | - | 158 GAULDING, ROBERT | 16 SOUTHSIDE VIRGINIA | 27.73 | - |
| 104 MILLER, JOHN | 17 UPPER MONTGOMERY,M | 27.09 | - | 159 MEEKER, JOSEPH | 14 WILTON FAMILY, CT | 27.75 | - |
| 104 HIVELY, NATHAN | 18 COUNTRYSIDE Y, OH | 27.09 | - | 160 ANSON, ROBIE | 17 HUNTINGTON TWP, NY | 27.77 | - |
| 106 KAMPSCHMIDT, KEVIN | 18 GAMBLE-NIPPERT, OH | 27.10 | - | 161 WAGNER, PETER | 16 OSHKOSH COMM, WI | 27.79 | - |
| 107 TRIONFO, FRANK | 16 HARPORD COUNTY, MD | 27.12 | - | 162 HERZOG, JODY | 18 BEAVERCREEK Y, OH | 27.82 | - |
| 108 ARTHUR, JONATHAN | 17 PULASKI-HENSEL, VA | 27.13 | - | 162 PANG, MICHAEL | 17 TOWSON BRANCH, MD | 27.82 | - |
| 109 COOPER, DERON | 15 HAMDEN/N HAVEN, CT | 27.16 | - | 162 KINNEY, CHRIS | 16 FAIRFIELD YMCA, CT | 27.82 | - |
| 110 HWAN, PETER | 18 GTR SCRANTON, PA | 27.18 | - | 165 BELLEY, MICHAEL | 17 WEST ROXBURY, MA | 27.84 | - |
| 111 RYAN, MIKE | 15 GTR GREEN BAY, WI | 27.20 | - | 166 EHRENS, KARL | 17 SO SHORE QUINCY,MA | 27.85 | - |
| 111 PARKER, KEITH | 16 RAPPAHANNOCK, VA | 27.20 | - | 167 MORTON, TYLER | 15 BEAVERCREEK Y, OH | 27.89 | - |
| 113 HIGHAM, LANCE | 16 KISHWAUKEE, IL | 27.21 | - | 168 WOMBLE, HUNTER | 14 CHAPEL HL-CARBOR,N | 27.93 | - |
| 113 DAIL, ZACH | 15 FRANKFORT Y, KY | 27.21 | - | 169 CASHELL, ELIOT | 16 CHAMBERS MEM Y, WV | 27.94 | - |
| 113 PIOWATY, JOHN | 18 PLAYGROUND AREA, F | 27.21 | - | 170 RANTA, MARK | 14 BEVERLY REGION, MA | 27.97 | - |
| 116 HAAR, GREG | 15 SCHROEDER MIL, WI | 27.22 | - | 170 JACKSON, WINSTON | 18 WSTN/CATONSVILLE,M | 27.97 | - |
| 117 SHOEMAKER, JON | 16 SOMERSET HILLS, NJ | 27.23 | - | 172 CRANE, JEFF | 16 ROCKY MOUNT FAM, N | 27.98 | - |
| 118 YOUNG, KEVIN | 18 WESTERN MONMOUTH,N | 27.25 | - | 172 MUSHIN, RYAN | 15 STRATFORD YMCA, CT | 27.98 | - |
| 119 HEATH, ERIC | 16 CHESHIRE BR, CT | 27.26 | - | 174 CROSNICKER, MARK | 15 RAPPAHANNOCK, VA | 28.00 | - |
| 120 MARTIN, JASON | 17 MONTGOMERY YMCA, A | 27.28 | - | 175 HENKEL, JONATHAN | 13 POWEL CROSLY, OH | 28.04 | - |
| 121 BARABANOV, DMITRIY | 17 PALISADES MALIBU,C | 27.30 | - | 176 SPITTLER, FELIX | 14 CENTRAL KENTUCKY | 28.10 | - |
| 122 SMITH, MATT | 17 M E LYONS YMCA, OH | 27.31 | - | 176 HOWARD, JARED | 15 CENTRAL KENTUCKY | 28.10 | - |
| 122 TIEMEIER, BRIAN | 13 POWEL CROSLY, OH | 27.31 | - | 178 POOLE, BRAD | 13 SPARTANBURG, SC | 28.18 | - |
| 124 LAPRINO, MATT | 17 NEW CANAAN, CT | 27.32 | - | 179 MOONEY, JOE | 16 GAMBLE-NIPPERT, OH | 28.19 | - |
| 125 KANAVAL, JOSEPH | 16 WESTERN MONMOUTH,N | 27.34 | - | 180 FEDEROFF, JOSH | 14 SO CHESTER CTY, PA | 28.28 | - |
| 126 LUCHNER, RYAN | 14 MONTGOMERY YMCA, A | 27.36 | - | 181 CHURCH, DIRK | 16 COUNTRYSIDE Y, OH | 28.34 | - |
| 127 MOORE, CAMERON | 15 SO COMM FAM BR, OH | 27.37 | - | 182 FERGUSON, BENJAMIN | 15 BLUE ASH Y, OH | 28.36 | - |
| 128 WRIGHT, ERIC | 17 RAPPAHANNOCK, VA | 27.39 | - | 183 MORRISON, AARON | 17 COUNTRYSIDE Y, OH | 28.43 | - |
| 129 HALDEMAN, CLIFFORD | 15 WESTFIELD Y, NJ | 27.41 | - | 184 VIRGO, ERROL | 15 HUNTINGTON TWP, NY | 28.45 | - |
| 130 TENBRINK, KELLY | 16 WM & H CLIPPARD, O | 27.42 | - | 184 PTAKOWSKI, RICKI | 14 SO CHESTER CTY, PA | 28.45 | - |
| 132 VALETOV, ANATOLI | 19 STATE COLLEGE, PA | 27.44 | - | 186 GEHMAN, JORDAN | 15 READING/BERKS, PA | 28.46 | - |
| 133 KRAMMES, JOSHUA | 15 READING/BERKS, PA | 27.45 | - | 187 HERRING, PHIL | 14 NEW CANAAN, CT | 28.50 | - |
| 133 KERN, MIKE | 18 BARTLESVILLE, OK | 27.45 | - | 188 HUEY, DANNY | 14 WM & H CLIPPARD, O | 28.57 | - |
| 135 CULP, GEOFF | 16 GENEVA LAKES, WI | 27.46 | - | 189 O'LAUGHLIN, ANDREW | 15 TOWSON BRANCH, MD | 28.59 | - |
| 136 ROBERTO, JESS | 16 ANNE ARUNDEL CO,MD | 27.47 | - | 190 HANSBROUGH, ANDY | 15 RAPPAHANNOCK, VA | 28.60 | - |
| 137 EUBANK, JACOB | 16 SO TOLEDO BR, OH | 27.48 | - | 191 SMITH, REED | 14 SO CHESTER CTY, PA | 28.78 | - |

1998 NATIONAL YMCA LONG COURSE
SWIMMING CHAMPIONSHIPS

Complete Meet Results-LC Meters

| | | | | |
|-----|--------------------|-----------------------|---------|---|
| 192 | GARBACK, BEN | 14 HARFORD COUNTY, MD | 28.85 | - |
| 193 | ENGERMAN, JASON | 14 FLUSHING YMCA, NY | 28.87 | - |
| 194 | JANCO, JOHN | 15 WASHINGTON Y, PA | 29.03 | - |
| 195 | RHODES, CHRISTOPHR | 14 CORNING COMM, NY | 29.13 | - |
| - | BELANGER, MATT | 14 NEW CANAAN, CT | J 27.42 | - |
| - | HORRELL, NATHAN | 14 LIGONIER VAL, PA | DQ | - |
| - | SMITH, JONATHAN | 16 MONTGOMERY YMCA, A | DQ | - |

| | | | | |
|----------------|----------------------|---------------------------------|---------|----|
| * Consolations | | | | |
| 9 | Y1840 | NAPERVILLE AREA, I | 8:56.68 | 18 |
| | WOYTOWYCH, DEEDEE-16 | WARE, MAGGIE-15 | | |
| | SOUPPA, KRISTIN-16 | O'FALLON, SARA-17 | | |
| | | 1:05.69 2:15.90 3:19.12 4:26.85 | | |
| | | 5:32.94 6:42.11 7:46.98 8:56.68 | | |
| 10 | Y3791 | MONTCLAIR YMCA, NJ | 8:59.61 | 14 |
| | FABIANO, LAURA-13 | ASHENFELTER, LYNNE-15 | | |
| | FEINTHEL, JACKIE-14 | BOLANSKY, LISA-17 | | |
| | | 1:05.53 2:15.76 3:20.85 4:32.53 | | |
| | | 5:39.34 6:51.21 7:51.69 8:59.61 | | |

| | | | | |
|---|------|------|--------|-----|
| Event 19 Women 800 R-Free | | | | |
| NATIONAL: * 8:38.61 M. E. LYONS, OH 08/95 | | | | |
| PL | Name | Team | Finals | Pts |

| | | | | |
|----------|------------------------|---------------------------------|---------|----|
| * Finals | | | | |
| 1 | SPARTANBURG, SC | SPARTANBURG, SC | 8:43.84 | 40 |
| | CHAPMAN, JANE-18 | BOURGEOIS, AMANDA-16 | | |
| | HUGHES, MEGHAN-16 | BALLENGER, EMILY-17 | | |
| | | 1:04.56 2:11.92 3:14.96 4:23.07 | | |
| | | 5:26.76 6:35.73 7:37.82 8:43.84 | | |
| 2 | Y7125 | SCHROEDER MIL, WI | 8:49.61 | 34 |
| | ESCHENBURG, KINSEY-18 | STAPLETON, EMILY-15 | | |
| | KELLEY, HEATHER-17 | PURVIS, MEGHAN-18 | | |
| | | 1:04.09 2:12.60 3:15.89 4:25.11 | | |
| | | 5:27.77 6:36.20 7:39.58 8:49.61 | | |
| 3 | Y1025 | WILTON FAMILY, CT | 8:53.36 | 32 |
| | SCHWANHAUSSER, LORI-14 | DUDLEY, LAUREN-17 | | |
| | SPARKS, NICOLE-15 | MOFFAT, EMILY-15 | | |
| | | 1:04.84 2:13.75 3:17.55 4:27.70 | | |
| | | 5:32.64 6:42.41 7:45.66 8:53.36 | | |
| 4 | Y4827 | POWEL CROSLEY, OH | 8:55.25 | 30 |
| | REYNOLDS, MICHELLE-15 | HAGEN, KELLY-14 | | |
| | WETZEL, MIKALA-18 | MYERS, HEATHER-18 | | |
| | | 1:04.45 2:12.33 3:16.13 4:26.10 | | |
| | | 5:31.26 6:41.95 7:46.09 8:55.25 | | |
| 5 | Y6807 | WAYNESBORO FAM, VA | 9:00.44 | 28 |
| | GLOVER, BETHANY-15 | KNOPP, LAURA-14 | | |
| | HICKIN, GRACE-14 | SNYDER, AUTUM-16 | | |
| | | 1:06.14 2:17.64 3:22.69 4:32.33 | | |
| | | 5:38.51 6:48.87 7:52.80 9:00.44 | | |
| 6 | Y4817 | M E LYONS YMCA, OH | 9:02.10 | 26 |
| | KEYES, SARAH-18 | STRONG, HILLARY-16 | | |
| | HUIZENGA, KELLY-17 | MULSHINE, BARB-18 | | |
| | | 1:05.55 2:16.40 3:22.11 4:32.70 | | |
| | | 5:38.57 6:49.07 7:52.73 9:02.10 | | |
| 7 | RALEIGH, NC | RALEIGH, NC | 9:02.76 | 24 |
| | STONE, DANLEY-17 | POLLENZ, JAMIE-17 | | |
| | STOCKS, BAKER-17 | NICHOLS, RUTH-15 | | |
| | | 1:04.30 2:11.72 3:16.00 4:28.79 | | |
| | | 5:34.64 6:47.51 7:53.12 9:02.76 | | |
| 8 | Y4622 | WILMINGTON FAM, NC | 9:10.52 | 22 |
| | CURRAN, CAROLINE-17 | HONMA, KRISTEN-16 | | |
| | MURCHISON, SARAH-14 | HUGHES, MARGARET-15 | | |
| | | 1:05.53 2:17.88 3:26.33 4:41.47 | | |
| | | 5:47.14 6:56.70 8:00.50 9:10.52 | | |

| | | | | |
|----|-----------------------|---------------------------------|---------|----|
| 11 | Y4815 | GAMBLE-NIPPERT, OH | 9:04.54 | 12 |
| | SANDER, ERIN-15 | GRIFFITH, LAUREN-16 | | |
| | MCHUGH, CAROLYN-15 | SANDER, KRISTIN-18 | | |
| | | 1:05.06 2:15.22 3:22.31 4:34.22 | | |
| | | 5:40.36 6:50.91 7:56.19 9:04.54 | | |
| 12 | Y1292 | MARION COUNTY, FL | 9:06.49 | 10 |
| | BRUNDAGE, ALLISON-15 | MCLAIN, AMBER-18 | | |
| | CRAGGS, HOLLY-17 | HARMS, RACHEL-15 | | |
| | | 1:04.42 2:12.26 3:17.65 4:29.05 | | |
| | | 5:35.48 6:47.59 7:54.45 9:06.49 | | |
| 13 | Y5025 | COUNTRYSIDE Y, OH | 9:07.16 | 8 |
| | KEEVER, BRANDY-15 | SEVERSON, KATIE-16 | | |
| | FRENCH, MEREDITH-14 | MORRISON, AUDREY-15 | | |
| | | 1:04.13 2:14.16 3:19.48 4:30.42 | | |
| | | 5:36.13 6:49.67 7:54.86 9:07.16 | | |
| 14 | Y5023 | SO COMM FAM BR, OH | 9:09.91 | 6 |
| | FIDEN, SARAH-17 | JONES, KELLY-15 | | |
| | BAILEY, NOELLE-18 | GEOROFF, ANDREA-15 | | |
| | | 1:03.94 2:13.55 3:21.25 4:33.48 | | |
| | | 5:40.05 6:53.12 7:59.31 9:09.91 | | |
| 15 | Y4256 | FLUSHING YMCA, NY | 9:12.36 | 4 |
| | MADONIA, REGAN-18 | KATZ, LAUREN-15 | | |
| | HOWELL O'NEILL, J.-15 | GERBER, STEFANIE-13 | | |
| | | 1:04.89 2:15.90 3:21.13 4:34.49 | | |
| | | 5:42.89 6:56.43 8:01.88 9:12.36 | | |
| 16 | Y6795 | ROANOKE CNTRL, VA | 9:23.98 | 2 |
| | SPRADLIN, JAMIE-16 | HOCK, LINDSAY-13 | | |
| | MCGUIRE, BERNETTA-14 | WAGNER, BETH-16 | | |
| | | 1:05.57 2:15.46 3:23.18 4:35.94 | | |
| | | 5:41.68 6:59.49 8:08.51 9:23.98 | | |

| | | | | |
|----|-----------------------|---------------------------------|---------|-----|
| PL | Name | Team | Prelims | Pts |
| 1 | SPARTANBURG, SC | SPARTANBURG, SC | 8:53.49 | - |
| | CHAPMAN, JANE-18 | BOURGEOIS, AMANDA-16 | | |
| | HUGHES, MEGHAN-16 | BALLENGER, EMILY-17 | | |
| | | 1:05.15 2:13.09 3:16.61 4:24.94 | | |
| | | 5:30.26 6:39.61 8:53.49 | | |
| 2 | Y4827 | POWEL CROSLEY, OH | 8:56.07 | - |
| | REYNOLDS, MICHELLE-15 | HAGEN, KELLY-14 | | |
| | WETZEL, MIKALA-18 | MYERS, HEATHER-18 | | |
| | | 1:05.05 2:13.33 3:17.85 4:27.21 | | |
| | | 5:32.83 6:42.87 7:46.97 8:56.07 | | |

1998 NATIONAL YMCA LONG COURSE
SWIMMING CHAMPIONSHIPS

Complete Meet Results-LC Meters

| | | | | | | |
|------------------------|----------------------------|---------|-----------------------|----------------------------|-----------------------|---------|
| 3 Y1025 | WILTON FAMILY, CT 8:57.40 | - | 5:36.11 | 6:52.65 | 7:56.41 | 9:04.73 |
| SCHWANHAUSSER, LORI-14 | DUDLEY, LAUREN-17 | | 14 Y5025 | COUNTRYSIDE Y, OH 9:05.96 | - | |
| SPARKS, NICOLE-15 | MOFFAT, EMILY-15 | | KEEVER, BRANDY-15 | SEVERSON, KATIE-16 | | |
| 1:06.44 | 2:17.42 | 3:21.32 | 4:32.06 | FRENCH, MEREDITH-14 | MORRISON, AUDREY-15 | |
| 5:37.58 | 6:47.59 | 7:52.08 | 8:57.40 | 1:03.44 | 2:12.90 | 3:18.09 |
| 4 Y7125 | SCHROEDER MIL, WI 8:57.74 | - | 5:35.07 | 6:48.06 | 7:53.70 | 9:05.96 |
| ESCHENBURG, KINSEY-18 | STAPLETON, EMILY-15 | | 15 Y4815 | GAMBLE-NIPPERT, OH 9:06.32 | - | |
| PETRIC, SARA-14 | PURVIS, MEGHAN-18 | | MCHUGH, CAROLYN-15 | SANDER, ERIN-15 | | |
| 1:03.91 | 2:11.50 | 3:15.55 | 4:25.02 | GRIFFITH, LAUREN-16 | SANDER, KRISTIN-18 | |
| 5:30.05 | 6:40.64 | 7:46.31 | 8:57.74 | 1:05.27 | 2:18.08 | 3:23.78 |
| 5 Y4817 | M E LYONS YMCA, OH 8:57.95 | - | 5:41.28 | 6:52.14 | 7:56.19 | 9:06.32 |
| TOMES, EMILY-16 | STRONG, HILLARY-16 | | 16 Y4256 | FLUSHING YMCA, NY 9:07.30 | - | |
| HUIZENGA, KELLY-17 | KEYES, SARAH-18 | | GERBER, STEFANIE-13 | KATZ, LAUREN-15 | | |
| 1:06.80 | 2:16.75 | 3:23.43 | 4:32.04 | MADONIA, REGAN-18 | HOWELL O'NEILL, J.-15 | |
| 5:36.69 | 6:44.85 | 7:48.03 | 8:57.95 | 1:05.49 | 2:14.88 | 3:20.63 |
| 6 RALEIGH, NC | RALEIGH, NC 8:58.67 | - | 5:36.13 | 6:46.00 | 7:54.24 | 9:07.30 |
| STONE, DANLEY-17 | POLLENZ, JAMIE-17 | | 17 Y5908 | BOYERTOWN AREA, PA 9:08.35 | - | |
| STOCKS, BAKER-17 | NICHOLS, RUTH-15 | | DOLAN, BECKY-17 | SCHOCK, MARY-17 | | |
| 1:04.20 | 2:11.70 | 3:18.66 | 4:29.75 | TIGAR, SARA-17 | KROH, COURTNEY-16 | |
| 5:35.26 | 6:47.23 | 7:51.54 | 8:58.67 | 1:06.29 | 2:16.73 | 3:23.27 |
| 7 Y6807 | WAYNESBORO FAM, VA 8:59.74 | - | 5:40.88 | 6:51.89 | 7:57.72 | 9:08.35 |
| HICKIN, GRACE-14 | KNOPP, LAURA-14 | | 18 Y1843 | NW DUPAGE YMCA, IL 9:08.54 | - | |
| GLOVER, BETHANY-15 | SNYDER, AUTUM-16 | | HECKINGER, JESSICA-15 | GEISLER, AMANDA-17 | | |
| 1:06.52 | 2:16.28 | 3:22.04 | 4:31.73 | SHEA, KELLY-18 | COOPER, MARY-18 | |
| 5:37.18 | 6:47.84 | 7:52.17 | 8:59.74 | 1:06.05 | 2:15.89 | 3:21.16 |
| 8 Y4622 | WILMINGTON FAM, NC 8:59.98 | - | 5:40.60 | 6:54.12 | 7:58.91 | 9:08.54 |
| CURRAN, CAROLINE-17 | MURCHISON, SARAH-14 | | 19 Y3031 | GRAND RAPIDS SE, M 9:09.80 | - | |
| HUGHES, MARGARET-15 | HONMA, KRISTEN-16 | | GRAHAM, LARISA-15 | HORTON, ALLISON-15 | | |
| 1:04.88 | 2:13.92 | 3:19.38 | 4:27.34 | SEXTON, KELLY-16 | PIETRAS, MELISSA-16 | |
| 5:30.89 | 6:40.52 | 7:47.32 | 8:59.98 | 1:05.95 | 2:17.29 | 3:24.13 |
| 9 Y3791 | | | | | | |
| 9 Y3791 | MONTCLAIR YMCA, NJ 9:00.13 | - | 5:42.67 | 6:53.80 | 7:58.78 | 9:09.80 |
| FABIANO, LAURA-13 | ASHENFELTER, LYNNE-15 | | 20 Y0118 | MONTGOMERY YMCA, A 9:10.73 | - | |
| FEINTHEL, JACKIE-14 | DOLANSKY, LISA-17 | | FIGH, LEIGH-17 | BURNETT, M.C.-16 | | |
| 1:05.64 | 2:15.52 | 3:20.61 | 4:33.33 | WHEATLEY, AMY-13 | MCCOY, APRIL-14 | |
| 5:39.43 | 6:50.50 | 7:51.43 | 9:00.13 | 1:05.19 | 2:14.08 | 3:19.14 |
| 10 Y1840 | NAPERVILLE AREA, I 9:01.90 | - | 5:38.36 | 6:53.81 | 8:00.12 | 9:10.73 |
| WOYTOWYCH, DEEDEE-16 | WARE, MAGGIE-15 | | 21 Y3915 | SOMERSET HILLS, NJ 9:11.36 | - | |
| SOUPPA, KRISTIN-16 | O'FALLON, SARA-17 | | SKODA, ALEXIS-15 | GALE, ALEXA-16 | | |
| 1:06.52 | 2:17.13 | 3:22.05 | 4:29.74 | KRISTENSEN, LAUREN-16 | SCHEPPKE, KATE-18 | |
| 5:36.44 | 6:45.80 | 7:51.50 | 9:01.90 | 1:04.80 | 2:13.66 | 3:19.91 |
| 11 Y1292 | MARION COUNTY, FL 9:03.55 | - | 5:38.61 | 6:54.33 | 7:59.77 | 9:11.36 |
| BRUNDAGE, ALLISON-15 | MCLAIN, AMBER-18 | | 22 HUNTINGTON, WV | HUNTINGTON, WV 9:09.29 | - | |
| CRAGGS, HOLLY-17 | HARMS, RACHEL-15 | | ANDERSON, KELLEY-14 | HEREFORD, SARAH-15 | | |
| 1:05.45 | 2:13.26 | 3:18.44 | 4:29.40 | WEBB, MELLISA-14 | ANDERSON, ALEXIA-13 | |
| 5:34.92 | 6:44.94 | 7:51.65 | 9:03.55 | 1:07.41 | 2:19.87 | 3:26.27 |
| 12 Y6795 | ROANOKE CNTRL, VA 9:03.70 | - | 5:44.75 | 6:53.86 | 7:59.13 | 9:09.29 |
| SPRADLIN, JAMIE-16 | HOCK, LINDSAY-13 | | 23 Y1205 | PLAYGROUND AREA, F 9:13.09 | - | |
| MCGUIRE, BERNETTA-14 | WAGNER, BETH-16 | | NAGY, BETSY-17 | MILLER, MAI LI-16 | | |
| 1:04.50 | 2:11.17 | 3:17.15 | 4:27.96 | RASOR, HEATHER-15 | RASOR, TONYA-16 | |
| 5:33.65 | 6:45.34 | 7:52.33 | 9:03.70 | 1:03.93 | 2:14.67 | 3:22.40 |
| 13 Y5023 | SO COMM FAM BR, OH 9:04.73 | - | 5:47.47 | 6:58.87 | 8:02.41 | 9:13.09 |
| FIDEN, SARAH-17 | JONES, KELLY-15 | | 24 Y1005 | HAMDEN/N HAVEN, CT 9:14.36 | - | |
| BAILEY, NOELLE-18 | GEOROFF, ANDREA-15 | | ABILDGAARD, CARRIE-16 | OTTENBREIT, KELLY-15 | | |
| 1:03.19 | 2:11.44 | 3:17.98 | 4:30.69 | SKROSKI, NICOLE-15 | SPATZ, HOLLEN-15 | |

1998 NATIONAL YMCA LONG COURSE SWIMMING CHAMPIONSHIPS

Complete Meet Results-LC Meters

Table with columns for race number, swimmer name, age, location, and times (1:07.84, 2:20.29, 3:26.21, 4:34.85, 5:43.31, 6:54.38, 8:02.04, 9:14.36). Includes entries for 25 Y2583, 26 Y5637, 27 Y5923, 28 Y6712, 29 FRANKFORT Y, KY, 30 FLINT YMCA, MI, 31 Y2365, 32 CHESHIRE BR, CT, 33 Y5907, 34 Y3783, 35 Y2648, ZARBA, NICOLE-14, MCCARTHY, LINDSAY-14, 36 BLUE ASH Y, OH, 37 KISHWAUKEE, IL, 38 HAGERSTOWN, MD, 39 Y0398, 40 DARIEN YMCA, CT, 41 Y3765, 42 Y5231, 43 Y6765, 44 Y2957, 45 Y7061, and 46 Y4510.

1998 NATIONAL YMCA LONG COURSE
SWIMMING CHAMPIONSHIPS

Complete Meet Results-LC Meters

| | | |
|----------------------------------|----------------------------|---|
| MILLER, ALYSSA-12 | BEST, KRISTEN-14 | |
| CARTER, ERIN-16 | ALBERT, MANDIE-14 | |
| 1:11.83 2:25.06 3:37.28 4:51.90 | | |
| 6:01.98 7:16.16 8:26.46 9:42.90 | | |
| 47 Y7093 | MASISON WEST, WI 9:43.81 | - |
| LIEBMANN, KATIE-15 | DEVRIES, JULIE-14 | |
| PLESHA, LAURA-13 | LYNAM, COURTNEY-15 | |
| 1:10.12 2:20.25 3:35.87 4:52.39 | | |
| 6:05.15 7:18.28 8:34.72 9:43.81 | | |
| 48 Y6749 | SOUTHSIDE VIRGINIA 9:45.67 | - |
| WALTERS, VIRGINIA-14 | GILL, MEG-13 | |
| VINSON, JESSICA-14 | MOSHER, CHERIE-16 | |
| 1:11.41 2:24.90 3:38.36 4:53.15 | | |
| 6:05.44 7:22.60 8:31.70 9:45.67 | | |
| 49 Y3067 | OAK PARK YMCA, MI 9:45.73 | - |
| LUCAS, KARA-13 | MAYERCAK, NIKI-17 | |
| VOSS, LINDSAY-14 | RAPP, EMILY-17 | |
| 1:08.20 2:21.83 3:30.02 4:43.17 | | |
| 5:54.50 7:12.23 8:24.21 9:45.73 | | |
| 50 Y5973 | WASHINGTON Y, PA 9:46.06 | - |
| NADER, JENNA-14 | DOLLARD, APRIL-15 | |
| KRETZ, JESSICA-13 | DLUGONSKI, DEE-15 | |
| 1:10.19 2:28.67 3:37.86 4:59.95 | | |
| 6:10.88 7:27.99 8:32.49 9:46.06 | | |
| 51 Y5938 | STATE COLLEGE, PA 9:46.88 | - |
| WILD, ERICA-14 | KEPHART, LAURA-15 | |
| COLE, BECKY-15 | WHITTAM, ELIZABETH-15 | |
| 1:12.14 2:26.78 3:36.85 4:52.08 | | |
| 6:06.40 7:24.09 8:32.82 9:46.88 | | |
| 52 Y5568 | BRANDYWINE BR, PA 9:51.94 | - |
| JOHN, KATIE-14 | KELLY, KIMBERLY-16 | |
| PICCA, KRISTEN-15 | MCFALLS, MEGAN-13 | |
| 1:10.92 2:26.92 3:37.24 4:55.12 | | |
| 6:05.61 7:22.80 8:31.99 9:51.94 | | |
| 53 OLD COLONY, MA | OLD COLONY, MA 9:53.05 | - |
| BOURDAN, JILLIAN-16 | CENTOFANTI, LAURA-17 | |
| LESSARD, LORI-14 | GINSBURG, ALIZA-15 | |
| 1:09.06 2:24.63 3:36.77 4:55.59 | | |
| 6:06.37 7:22.66 8:32.14 9:53.05 | | |
| 54 Y3586 | GTR MANCHESTER, NH10:11.27 | - |
| VANDEBOKEN, KATHRYN-16 | CLAIRBORN, KATY-18 | |
| BERTHELETTE, AMANDA-15 | SARGENT, BRIANNA-18 | |
| 1:12.49 2:29.96 3:42.58 5:00.44 | | |
| 6:13.98 7:32.72 8:49.51 10:11.27 | | |
| - Y5035 | DEFIANCE AREA, OH DQ | - |
| HASSELSCHWERT, MEGAN-15 | SMITLEY, KYLE-13 | |
| NIESE, LEANNE-17 | BALL, JESSICA-15 | |
| 1:09.18 2:24.87 3:38.32 5:01.44 | | |
| 6:11.02 7:27.75 8:38.68 9:58.11 | | |
| - NEW CANAAN, CT | NEW CANAAN, CT DQ | - |
| PITTMAN, JENNIFER-13 | CANNELL, DEIRDRE-13 | |
| CONDON, MEG-14 | FAUGHNAN, MEG-14 | |
| 1:08.25 2:25.43 3:35.85 4:48.44 | | |
| 5:54.94 7:05.78 8:16.70 9:30.87 | | |

| | | |
|---------------------------------|------------------------|---|
| - Y5967 | UPPER MAIN LINE, PA DQ | - |
| RICE, LESLIE-14 | EDWARDS, SUSAN-16 | |
| MARCHETTI, SHANA-17 | REED, SARAH-15 | |
| 1:09.35 2:23.83 3:28.58 4:40.73 | | |
| 5:51.36 7:07.02 8:11.66 9:21.53 | | |

=====
Event 20 Men 800 R-Free
NATIONAL: * 7:54.20 ANN ARBOR, MI 08/96

| | | | | |
|----|------|------|--------|-----|
| PL | Name | Team | Finals | Pts |
|----|------|------|--------|-----|

=====

| | | | | |
|----------------|---------------------------------|----------------------|---------|----|
| * Finals | | | | |
| 1 | Y4817 | M E LYONS YMCA, OH | 7:59.63 | 40 |
| | FOSTER, ERIC-17 | ATTEBERRY, JEFF-17 | | |
| | HAUSLANDEN, DAVID-18 | WERA, TIM-16 | | |
| | 57.93 1:58.65 2:56.98 3:59.26 | | | |
| | 4:57.09 5:59.58 6:56.43 7:59.63 | | | |
| 2 | Y1843 | NW DUPAGE YMCA, IL | 8:02.84 | 34 |
| | WUENSCH, AARON-14 | GREEN, WILLIAM-15 | | |
| | ARBOGAST, TONY-17 | GRAVES, JAMES-16 | | |
| | 59.04 2:00.01 2:58.17 4:02.69 | | | |
| | 5:00.85 6:04.46 7:00.82 8:02.84 | | | |
| 3 | Y4815 | GAMBLE-NIPPERT, OH | 8:09.94 | 32 |
| | LYNCH, ADAM-18 | RE, JOE-16 | | |
| | ENSE, MATT-18 | RANSEMBERG, SCOTT-16 | | |
| | 58.65 2:02.18 3:00.41 4:05.64 | | | |
| | 5:04.53 6:07.25 7:05.93 8:09.94 | | | |
| 4 | Y4827 | POWEL CROSLEY, OH | 8:11.18 | 30 |
| | JANSZEN, JOHN-16 | JANSZEN, DAVID-14 | | |
| | TIEMEIER, BRIAN-13 | HOSTERMAN, PHIL-18 | | |
| | 58.24 2:01.42 2:59.31 4:03.09 | | | |
| | 5:03.30 6:09.30 7:07.53 8:11.18 | | | |
| 5 | RALEIGH, NC | RALEIGH, NC | 8:11.24 | 28 |
| | PERRY, WARREN-17 | ELLIS, JOSH-18 | | |
| | DEAN, JOHN-16 | BAICY, JOE-18 | | |
| | 57.32 1:59.89 2:59.15 4:04.98 | | | |
| | 5:04.28 6:10.14 7:07.36 8:11.24 | | | |
| 6 | Y1840 | NAPERVILLE AREA, I | 8:13.89 | 26 |
| | KNIPPENBERG, BRADY-16 | MCCRACKEN, AARON-15 | | |
| | GUEDELHOEFER, OTTO-17 | SIMCOCK, MATT-16 | | |
| | 59.95 2:02.62 3:00.71 4:03.93 | | | |
| | 5:02.78 6:07.64 7:08.34 8:13.89 | | | |
| 7 | Y3915 | SOMERSET HILLS, NJ | 8:14.72 | 24 |
| | ARMSTRONG, SCOTT-18 | LAM, ALLEN-17 | | |
| | BARFUSS, RICHARD-17 | EDELL, STEVE-17 | | |
| | 58.82 1:59.93 2:58.71 4:04.30 | | | |
| | 5:02.36 6:08.66 7:08.00 8:14.72 | | | |
| 8 | Y4256 | FLUSHING YMCA, NY | 8:15.86 | 22 |
| | MAMMANO, JOE-15 | CASTILLO, MATTHEW-15 | | |
| | BURER, ANTHONY-16 | MARK, DOUGLAS-17 | | |
| | 59.24 2:01.12 3:00.08 4:02.86 | | | |
| | 5:02.85 6:12.22 7:11.27 8:15.86 | | | |
| * Consolations | | | | |
| 9 | Y5023 | SO COMM FAM BR, OH | 8:12.01 | 18 |

1998 NATIONAL YMCA LONG COURSE
SWIMMING CHAMPIONSHIPS

Complete Meet Results-LC Meters

| | | | | |
|----|---------------------|----------------------------|----|--|
| | FIDEN, DREW-18 | NICHOLAS, BRIAN-16 | | |
| | BROWN, RYAN-18 | GROSS, MICHAEL-18 | | |
| | 59.42 2:04.69 | 3:03.19 4:07.18 | | |
| | 5:07.88 6:12.40 | 7:08.22 8:12.01 | | |
| 10 | Y6795 | ROANOKE CNTRL, VA 8:13.26 | 14 | |
| | SZABO, DAVID-16 | GUSTAFSON, ADAM-17 | | |
| | SMITH, MATT A-16 | HUNTER, CHARLIE-16 | | |
| | 58.92 2:01.80 | 3:01.38 4:06.88 | | |
| | 5:07.19 6:11.21 | 7:10.04 8:13.26 | | |
| 11 | Y7125 | SCHROEDER MIL, WI 8:16.60 | 12 | |
| | WHITCOMB, COLIN-16 | PETRIC, STEVEN-16 | | |
| | CROW, TRAVIS-18 | BASEHEART, JOSH-15 | | |
| | 59.20 2:02.06 | 2:59.41 4:04.27 | | |
| | 5:02.94 6:10.42 | 7:10.03 8:16.60 | | |
| 12 | GTR HOLYOKE, MA | GTR HOLYOKE, MA 8:20.42 | 10 | |
| | MUSIAK, MATTHEW-16 | REED, KYLE-15 | | |
| | KILRAIN, BRENDAN-18 | TILLMAN, JEREMY-15 | | |
| | 1:00.77 2:03.19 | 3:06.30 4:12.13 | | |
| | 5:13.30 6:19.65 | 7:18.14 8:20.42 | | |
| 13 | Y3791 | MONTCLAIR YMCA, NJ 8:23.30 | 8 | |
| | ZICCARDI, ANDREW-14 | D'AMORE, CARL-17 | | |
| | FEINTHEL, CHRIS-17 | KRATSON, MARK-21 | | |
| | 1:01.61 2:07.18 | 3:06.71 4:12.76 | | |
| | 5:15.02 6:21.63 | 7:19.45 8:23.30 | | |
| 14 | FRANKFORT Y, KY | FRANKFORT Y, KY 8:23.77 | 6 | |
| | FOSTER, ROBBIE-17 | KRING, ADAM-17 | | |
| | PERKINS, DEREK-19 | DUNN, JARED-17 | | |
| | 1:00.36 2:05.45 | 3:07.15 4:13.39 | | |
| | 5:13.73 6:19.75 | 7:19.38 8:23.77 | | |
| 15 | Y3765 | HAMILTON AREA, NJ 8:24.01 | 4 | |
| | SWANEY, DWIGHT-16 | ANDERSON, ANDREW-17 | | |
| | DESANDRE, ROBERT-16 | WELSH, BRYAN-15 | | |
| | 59.98 2:03.59 | 3:04.91 4:10.36 | | |
| | 5:12.35 6:17.77 | 7:19.24 8:24.01 | | |
| 16 | Y6712 | RAPPAHANNOCK, VA 8:29.71 | 2 | |
| | RODKEY, MATTHEW-14 | HESS, JOEY-17 | | |
| | RODKEY, DREW-16 | LOVERDI, JASON-17 | | |
| | 1:01.61 2:07.57 | 3:07.65 4:15.73 | | |
| | 5:14.74 6:20.44 | 7:22.87 8:29.71 | | |

| | | | | |
|----|-----------------------|----------------------------|---|--|
| | COLLINS, MIKE-16 | WUENSCH, AARON-14 | | |
| | 59.00 1:59.29 | 2:59.15 4:03.14 | | |
| | 5:03.62 6:09.98 | 7:07.60 8:10.63 | | |
| 4 | RALEIGH, NC | RALEIGH, NC 8:12.04 | - | |
| | ELLIS, JOSH-18 | PERRY, WARREN-17 | | |
| | DEAN, JOHN-16 | BAICY, JOE-18 | | |
| | 1:02.12 2:05.80 | 3:03.52 4:06.84 | | |
| | 5:06.55 6:11.16 | 7:07.79 8:12.04 | | |
| 5 | Y4256 | FLUSHING YMCA, NY 8:13.31 | - | |
| | MAMMANO, JOE-15 | CASTILLO, MATTHEW-15 | | |
| | BURER, ANTHONY-16 | MARK, DOUGLAS-17 | | |
| | 59.60 2:01.79 | 3:00.33 4:04.56 | | |
| | 5:04.53 6:10.41 | 7:08.77 8:13.31 | | |
| 6 | Y4827 | POWEL CROSLEY, OH 8:14.14 | - | |
| | JANSZEN, DAVID-14 | JANSZEN, JOHN-16 | | |
| | TIEMEIER, BRIAN-13 | HOSTERMAN, PHIL-18 | | |
| | 59.07 2:02.78 | 3:01.40 4:05.05 | | |
| | 5:04.58 6:10.92 | 7:09.21 8:14.14 | | |
| 7 | Y3915 | SOMERSET HILLS, NJ 8:14.48 | - | |
| | BARFUSS, RICHARD-17 | LAM, ALLEN-17 | | |
| | EDELL, STEVE-17 | ARMSTRONG, SCOTT-18 | | |
| | 58.73 2:04.69 | 3:04.37 4:09.05 | | |
| | 5:09.25 6:14.95 | 7:12.31 8:14.48 | | |
| 8 | Y1840 | NAPERVILLE AREA, I 8:14.85 | - | |
| | KNIPPENBERG, BRADY-16 | MCCRACKEN, AARON-15 | | |
| | GUEDELHOEFER, OTTO-17 | SIMCOCK, MATT-16 | | |
| | 1:00.39 2:02.39 | 3:02.20 4:05.39 | | |
| | 5:05.29 6:09.43 | 7:11.59 8:14.85 | | |
| 9 | Y5023 | SO COMM FAM BR, OH 8:16.31 | - | |
| | GROSS, MICHAEL-18 | FIDEN, DREW-18 | | |
| | BROWN, RYAN-18 | NICHOLAS, BRIAN-16 | | |
| | 58.61 2:01.62 | 2:59.88 4:03.17 | | |
| | 5:03.34 6:12.30 | 7:10.54 8:16.31 | | |
| 10 | Y6795 | ROANOKE CNTRL, VA 8:16.57 | - | |
| | SZABO, DAVID-16 | GUSTAFSON, ADAM-17 | | |
| | SMITH, MATT A-16 | HUNTER, CHARLIE-16 | | |
| | 58.59 2:01.13 | 3:01.52 4:06.86 | | |
| | 5:07.19 6:12.68 | 7:12.12 8:16.57 | | |
| 11 | Y6712 | RAPPAHANNOCK, VA 8:22.67 | - | |
| | RODKEY, MATTHEW-14 | HESS, JOEY-17 | | |
| | RODKEY, DREW-16 | LOVER | | |
| | RODKEY, DREW-16 | LOVERDI, JASON-17 | | |
| | 1:01.02 2:08.06 | 3:10.30 4:15.48 | | |
| | 5:16.85 6:20.39 | 7:22.30 8:22.67 | | |
| 12 | Y7125 | SCHROEDER MIL, WI 8:23.14 | - | |
| | WHITCOMB, COLIN-16 | PETRIC, STEVEN-16 | | |
| | BARTELL, BEN- | BASEHEART, JOSH-15 | | |
| | 1:00.79 2:05.33 | 3:04.34 4:08.43 | | |
| | 5:10.20 6:16.75 | 7:17.38 8:23.14 | | |
| 13 | Y3791 | MONTCLAIR YMCA, NJ 8:24.06 | - | |
| | ZICCARDI, ANDREW-14 | D'AMORE, CARL-17 | | |
| | FEINTHEL, CHRIS-17 | KRATSON, MARK-21 | | |
| | 1:00.83 2:07.05 | 3:06.50 4:14.19 | | |
| | 5:15.33 6:21.86 | 7:19.87 8:24.06 | | |
| 14 | FRANKFORT Y, KY | FRANKFORT Y, KY 8:24.46 | - | |

| PL | Name | Team | Prelims | Pts |
|----|----------------------|----------------------------|---------|-----|
| PL | Name | Team | Prelims | Pts |
| 1 | Y4817 | M E LYONS YMCA, OH 8:09.54 | - | |
| | ATTEBERRY, JEFF-17 | FOSTER, ERIC-17 | | |
| | HAUSLANDEN, DAVID-18 | WERA, TIM-16 | | |
| | 1:00.69 2:01.19 | 3:02.04 4:03.34 | | |
| | 5:03.90 6:06.71 | 7:06.07 8:09.54 | | |
| 2 | Y4815 | GAMBLE-NIPPERT, OH 8:10.59 | - | |
| | RE, JOE-16 | LYNCH, ADAM-18 | | |
| | ENSE, MATT-18 | RANSENBERG, SCOTT-16 | | |
| | 59.86 2:03.04 | 3:01.92 4:04.74 | | |
| | 5:04.00 6:06.66 | 7:06.37 8:10.59 | | |
| 3 | Y1843 | NW DUPAGE YMCA, IL 8:10.63 | - | |
| | GRAVES, JAMES-16 | ARBOGAST, TONY-17 | | |

1998 NATIONAL YMCA LONG COURSE
SWIMMING CHAMPIONSHIPS

Complete Meet Results-LC Meters

| | | | | | |
|---------------------------------|-----------------------|---------------------------------|-----------------------|---------------------------------|---|
| POSTER, ROBBIE-17 | KRING, ADAM-17 | 25 CHESHIRE BR, CT | CHESHIRE BR, CT | 8:37.81 | - |
| PERKINS, DEREK-19 | DUNN, JARED-17 | CARROLL, JUSTIN-16 | DELGOBBO, DAVID-15 | | |
| 1:00.19 2:03.91 3:05.11 4:13.29 | | NORMAN, KEVIN-16 | BUDRIS, KEVIN-16 | | |
| 5:13.69 6:19.22 7:19.51 8:24.46 | | 1:01.40 2:09.17 3:13.17 4:22.51 | | | |
| 15 GTR HOLYOKE, MA | GTR HOLYOKE, MA | 8:25.21 | - | 5:22.15 6:30.07 7:30.92 8:37.81 | |
| MUSIAK, MATTHEW-16 | REED, KYLE-15 | 26 KISHWAUKEE, IL | KISHWAUKEE, IL | 8:43.00 | - |
| KILRAIN, BRENDAN-18 | TILLMAN, JEREMY-15 | CHAMBERS, MATTHEW-13 | BETZ, BEN-16 | | |
| 58.93 2:04.82 3:08.35 4:17.20 | | GRESHOLDT, MARK-16 | ROBISON, ZACH-18 | | |
| 5:15.92 6:24.37 7:23.17 8:25.21 | | 1:04.45 2:12.64 3:17.81 4:29.43 | | | |
| 16 Y3765 | HAMILTON AREA, NJ | 8:25.71 | - | 5:30.41 6:37.78 7:38.45 8:43.00 | |
| SWANEY, DWIGHT-16 | ANDERSON, ANDREW-17 | 27 Y1551 | AURORA FAMILY, IL | 8:44.15 | - |
| DESANDRE, ROBERT-16 | WELSH, BRYAN-15 | BLUSIEWICZ, A.J.-14 | ST JULES, TOM-15 | | |
| 1:00.84 2:04.42 3:06.30 4:10.92 | | SAJESKE, NICK-15 | NEUKIRCH, JOE-16 | | |
| 5:12.94 6:17.47 7:19.06 8:25.71 | | 1:01.83 2:06.94 3:10.75 4:21.69 | | | |
| 17 SPARTANBURG, SC | SPARTANBURG, SC | 8:27.54 | - | 5:26.27 6:40.81 7:39.56 8:44.15 | |
| PULSKAMP, ANDREW-17 | LOEWER, JOSHUA-15 | 28 Y2849 | SO SHORE QUINCY, MA | 8:44.54 | - |
| BOYD, JOSH-15 | PELL, DAVID-17 | MARTORANO, ANDREW-15 | SCHNEIDER, JEFFREY-15 | | |
| 1:01.49 2:03.44 3:03.15 4:07.26 | | MONAGHAN, MICHAEL-17 | PEPE, NICK-14 | | |
| 5:09.23 6:16.75 7:19.27 8:27.54 | | 1:01.64 2:09.43 3:12.74 4:23.80 | | | |
| 18 Y5025 | COUNTRYSIDE Y, OH | 8:27.87 | - | 5:25.08 6:32.55 7:34.55 8:44.54 | |
| HEWITT, MIKE-18 | TOPITS, JASON-17 | 29 Y3031 | GRAND RAPIDS SE, M | 8:46.48 | - |
| HIVELY, NATHAN-18 | BURNS, BRETT-16 | WEIR, SCOTT-15 | PENNINGA, A.J.-17 | | |
| 1:02.66 2:04.84 3:05.51 4:11.49 | | WILLIAMS, ERIK-13 | MCKENZIE, LOCKE-13 | | |
| 5:15.70 6:24.98 7:24.33 8:27.87 | | 57.78 2:03.92 3:05.16 4:13.96 | | | |
| 19 Y0118 | MONTGOMERY YMCA, A | 8:30.04 | - | 5:18.67 6:26.07 7:33.52 8:46.48 | |
| FIGH, MATTHEW-15 | WEIMER, BRAXTON-18 | 30 Y4628 | WINSTON-SALEM, NC | 8:46.53 | - |
| LUCHNER, RYAN-14 | WATKINS, GEORGE-16 | WILLARD, BRAD-16 | HUMPHREY, BEN-14 | | |
| 58.47 2:01.50 3:03.66 4:12.86 | | BRADFORD, PATRICK-16 | BOYER, TIM-16 | | |
| 5:15.80 6:25.29 7:25.17 8:30.04 | | 1:02.37 2:07.31 3:12.41 4:25.46 | | | |
| 20 Y6765 | PULASKI-HENSEL, VA | 8:30.50 | - | 5:30.64 6:41.35 7:41.74 8:46.53 | |
| GRAVLEY, GRAHAM-19 | LAMBERT, CHRIS-16 | 31 NEW CANAAN, CT | NEW CANAAN, CT | 8:46.60 | - |
| NEWCOMB, ROBERT-17 | THROCKMORTON, RUSS-16 | MCBRIDE, JEFF-18 | LAPRINO, MATT-17 | | |
| 1:00.92 2:08.34 3:11.19 4:18.23 | | HERRING, PHIL-14 | MITCHELL, NEVILLE-13 | | |
| 5:18.70 6:27.15 7:26.03 8:30.50 | | 1:00.85 2:04.00 3:05.43 4:14.46 | | | |
| 21 Y4510 | CHAPEL HL-CARBOR, N | 8:30.80 | - | 5:20.22 6:32.33 7:38.77 8:46.60 | |
| CHESSON, WIN-14 | MATSON, JOHN-16 | 32 Y1025 | WILTON FAMILY, CT | 8:49.97 | - |
| HUCKABEE, RYAN-15 | BARRETT, DEVIN-15 | RINK, CHRISTOPHR-15 | KUNST, KANE-15 | | |
| 1:00.42 2:03.28 3:05.00 4:14.75 | | KOSLOSKY, KEVIN-13 | PEREZ, CHRISTOPHR-14 | | |
| 5:17.33 6:26.08 7:25.03 8:30.80 | | 1:02.43 2:11.83 3:17.39 4:26.29 | | | |
| 22 Y5907 | READING/BERKS, PA | 8:32.02 | - | 5:34.27 6:45.83 7:45.44 8:49.97 | |
| MAURER, CHRIS-17 | HENLY, MARK-16 | 33 Y5938 | STATE COLLEGE, PA | 8:51.18 | - |
| ROBINSON, BEN-15 | GEHMAN, JORDAN-15 | WHITTAM, BEN-17 | VALETOV, ANATOLI-19 | | |
| 58.56 2:05.68 3:04.15 4:07.16 | | PRIOR, ANDY-16 | BROWN, NICK-16 | | |
| 5:07.46 6:15.42 7:20.68 8:32.02 | | 1:02.19 2:08.24 3:13.43 4:26.33 | | | |
| 23 BLUE ASH Y, OH | BLUE ASH Y, OH | 8:33.51 | - | 5:30.32 6:37.45 7:42.22 8:51.18 | |
| PIERCE, BRANDON-16 | NEUBAUER, IAN-17 | 34 Y5637 | WEST SHORE YMCA, P | 8:54.28 | - |
| LEASSNER, MAX-15 | MACKOS, RYAN-16 | WHITE, CHAD-15 | PROTAS, JOHN-14 | | |
| 1:00.72 2:08.60 3:08.90 4:14.16 | | BENION, SCOTT-15 | SLACK, TIM-17 | | |
| 5:17.16 6:24.22 7:25.69 8:33.51 | | 1:04.28 2:12.60 3:16.41 4:27.39 | | | |
| 24 Y6749 | SOUTHSIDE VIRGINIA | 8:35.23 | - | 5:31.66 6:43.63 7:46.09 8:54.28 | |
| WALTERS, DANIEL-16 | FINN, JOEY-14 | 35 Y7061 | GTR GREEN BAY, WI | 8:55.44 | - |
| MOSHER, COREY-18 | GAULDING, ROBERT-16 | BEAUMIER, BILL-16 | ADELMAYER, BRYAN-15 | | |
| 1:00.58 2:05.82 3:09.15 4:15.23 | | RYAN, MIKE-15 | RICHARD, MATT-16 | | |
| 5:15.36 6:18.80 7:23.10 8:35.23 | | 59.80 2:06.45 3:11.06 4:26.48 | | | |

1998 NATIONAL YMCA LONG COURSE
SWIMMING CHAMPIONSHIPS

Complete Meet Results-LC Meters

| | | | | | |
|----------|-----------------------------|-------------------------|---------|---------|---|
| | 5:34.82 | 6:48.20 | 7:48.78 | 8:55.44 | |
| 36 Y5967 | UPPER MAIN LINE, PA 8:56.71 | | | | - |
| | CLARK, IAN-13 | SIEBERT, MARK-17 | | | |
| | SCANLAN, JOHN-18 | IPPOLITI, CHRISTOPHR-14 | | | |
| | 1:04.59 | 2:13.44 | 3:14.53 | 4:22.80 | |
| | 5:24.91 | 6:37.62 | 7:43.93 | 8:56.71 | |
| 37 Y2583 | ANNE ARUNDEL CO, MD 8:58.65 | | | | - |
| | THOMASSON, ERIC-12 | HEIM, RICHARD-15 | | | |
| | CLEMSON, DANIEL-14 | PONDREN, CHAD-16 | | | |
| | 1:07.05 | 2:19.55 | 3:25.12 | 4:35.25 | |
| | 5:39.38 | 6:51.36 | 7:51.64 | 8:58.65 | |
| 38 Y3067 | OAK PARK YMCA, MI 9:05.03 | | | | - |
| | WILSON, CHAD-15 | FISH, JASON-14 | | | |
| | HILL, JUSTIN-15 | WILSON, JOSH-17 | | | |
| | 1:04.16 | 2:11.31 | 3:15.58 | 4:26.57 | |
| | 4:45.32 | 6:41.58 | 7:49.47 | 9:05.03 | |
| 39 Y5973 | WASHINGTON Y, PA 9:07.43 | | | | - |
| | HITCHCOCK, JIM-18 | SMITHNOSKY, JESSE-16 | | | |
| | JUCHA, BRIAN-16 | LEONARDI, TIM-17 | | | |
| | 1:05.39 | 2:16.21 | 3:23.90 | 4:37.69 | |
| | 5:42.12 | 6:54.32 | 7:16.81 | 9:07.43 | |
| 40 Y2648 | BEVERLY REGION, MA 9:07.66 | | | | - |
| | LEBLANC, ANDREW-16 | BAZYLEWICZ, MIKE-16 | | | |
| | RANTA, MARK-14 | MCGRATH, JASON-13 | | | |
| | 1:05.59 | 2:16.13 | 3:19.45 | 4:29.15 | |
| | 5:32.94 | 6:43.76 | 7:51.40 | 9:07.66 | |
| 41 Y4618 | ROWAN COUNTY, NC 9:11.77 | | | | - |
| | BAUCOM, KELLY-17 | WHITTEN, JARED-18 | | | |
| | AGNER, MATTHEW-18 | SWIGON, MICHAEL-17 | | | |
| | 1:00.64 | 2:12.79 | 3:21.25 | 4:36.98 | |
| | 5:43.14 | 6:59.60 | 8:00.89 | 9:11.77 | |
| 42 Y5923 | REGIONAL FAMILY, P 9:12.00 | | | | - |
| | SELLERS, JAY-15 | LESKO, GEORGE-14 | | | |
| | COLLINS, KEVIN-13 | HARVEY, TODD-18 | | | |
| | 1:06.75 | 2:15.91 | 3:21.32 | 4:34.31 | |
| | 4:53.15 | 6:56.35 | 8:00.72 | 9:12.00 | |
| 43 Y3586 | GTR MANCHESTER, NH 9:20.34 | | | | - |
| | DIONNE, LANCE-17 | STEPRO, JON-15 | | | |
| | MELNICK, DAN-17 | VANDEBOKEN, TIM-18 | | | |
| | 1:03.99 | 2:16.64 | 3:25.87 | 4:40.39 | |
| | 5:44.71 | 6:59.76 | 8:06.15 | 9:20.34 | |

1998 NATIONAL YMCA LONG COURSE
SWIMMING CHAMPIONSHIPS

Team Rankings For Events 1 - 20

NATIONAL YMCA LC 08/04/1998 08/07/1998

Combined

| | | | | |
|----|-----|---------------------|-------|--------|
| 1 | 621 | M E LYONS YMCA, OH | Y4817 | 353.50 |
| 2 | 623 | SO COMM FAM BR, OH | Y5023 | 225.50 |
| 3 | 547 | NAPERVILLE AREA, IL | Y1840 | 225 |
| 4 | 654 | SCHROEDER MIL, WI | Y7125 | 217 |
| 5 | 572 | SPARTANBURG, SC | Y6132 | 202 |
| 6 | 524 | RALEIGH, NC | Y4598 | 199 |
| 7 | 564 | GAMBLE-NIPPERT, OH | Y4815 | 135 |
| 8 | 613 | SOMERSET HILLS, NJ | Y3915 | 133 |
| 9 | 622 | POWEL CROSLEY, OH | Y4827 | 126 |
| 10 | 660 | BURMINGHAM FAM, MI | Y2957 | 114 |
| 11 | 548 | NW DUPAGE YMCA, IL | Y1843 | 100 |
| 12 | 662 | ROANOKE CNTRL, VA | Y6795 | 97 |
| 13 | 522 | MONTCLAIR YMCA, NJ | Y3791 | 91 |
| 13 | 560 | FLUSHING YMCA, NY | Y4256 | 91 |
| 15 | 664 | FRANKFORT Y, KY | Y2357 | 79 |
| 16 | 642 | UPPER MAIN LINE, PA | Y5967 | 60 |
| 17 | 533 | WEST SHORE YMCA, PA | Y5637 | 58 |
| 17 | 574 | WAYNESBORO FAM, VA | Y6807 | 58 |
| 17 | 656 | MARION COUNTY, FL | Y1292 | 58 |
| 20 | 504 | HAMDEN/N HAVEN, CT | Y1005 | 48 |
| 20 | 619 | BLUE ASH Y, OH | Y4805 | 48 |
| 22 | 663 | COUNTRYSIDE Y, OH | Y5025 | 47 |
| 23 | 545 | NEWARK YMCA, DE | Y1105 | 41 |
| 24 | 521 | METUCHEN-EDISON, NJ | Y3783 | 37 |
| 25 | 617 | ROWAN COUNTY, NC | Y4618 | 34 |
| 26 | 610 | HAMILTON AREA, NJ | Y3765 | 25.50 |
| 27 | 527 | FAIRFIELD BR, OH | Y5065 | 19 |

1998 NATIONAL YMCA LONG COURSE
SWIMMING CHAMPIONSHIPS

Team Rankings For Events 1 - 20
NATIONAL YMCA LC 08/04/1998 08/07/1998
Men

| PL | ID | Team Name-Abbrev | | Points |
|----|-----|----------------------|-------|--------|
| 1 | 621 | M E LYONS YMCA, OH | Y4817 | 204 |
| 2 | 524 | RALEIGH, NC | Y4598 | 128 |
| 3 | 547 | NAPERVILLE AREA, IL | Y1840 | 126 |
| 4 | 564 | GAMBLE-NIPPERT, OH | Y4815 | 101 |
| 5 | 623 | SO COMM FAM BR, OH | Y5023 | 98 |
| 6 | 548 | NW DUPAGE YMCA, IL | Y1843 | 93 |
| 7 | 622 | POWEL CROSLEY, OH | Y4827 | 64 |
| 8 | 664 | FRANKFORT Y, KY | Y2357 | 61 |
| 8 | 560 | FLUSHING YMCA, NY | Y4256 | 61 |
| 10 | 613 | SOMERSET HILLS, NJ | Y3915 | 58 |
| 11 | 642 | UPPER MAIN LINE, PA | Y5967 | 56 |
| 12 | 573 | RAPPAHANNOCK, VA | Y6712 | 52 |
| 13 | 660 | BURMINGHAM FAM, MI | Y2957 | 51 |
| 14 | 654 | SCHROEDER MIL, WI | Y7125 | 42 |
| 15 | 569 | READING/BERKS, PA | Y5907 | 40 |
| 15 | 662 | ROANOKE CNTRL, VA | Y6795 | 40 |
| 17 | 518 | GRAND RAPIDS SE, MI | Y3031 | 37 |
| 18 | 656 | MARION COUNTY, FL | Y1292 | 34 |
| 19 | 504 | HAMDEN/N HAVEN, CT | Y1005 | 33 |
| 20 | 630 | INDIANA COUNTY, PA | Y5647 | 32 |
| 20 | 521 | METUCHEN-EDISON, NJ | Y3783 | 32 |
| 22 | 574 | WAYNESBORO FAM, VA | Y6807 | 30 |
| 22 | 617 | ROWAN COUNTY, NC | Y4618 | 30 |
| 24 | 549 | OLD TOWN-ORONO, ME | Y2513 | 29 |
| 25 | 539 | PARKERSBURG, WV | Y7025 | 27 |
| 25 | 663 | COUNTRYSIDE Y, OH | Y5025 | 27 |
| 27 | 577 | GENEVA LAKES, WI | Y7077 | 26 |
| 28 | 516 | GTR HOLYOKE, MA | Y2769 | 23 |
| 28 | 533 | WEST SHORE YMCA, PA | Y5637 | 23 |
| 28 | 507 | UPPER MONTGOMERY, MD | Y1139 | 23 |
| 31 | 513 | HENDERSON CO, KY | Y2377 | 21 |
| 31 | 619 | BLUE ASH Y, OH | Y4805 | 21 |
| 33 | 545 | NEWARK YMCA, DE | Y1105 | 16 |
| 34 | 523 | GOLDSBORO YMCA, NC | Y4546 | 15 |
| 35 | 572 | SPARTANBURG, SC | Y6132 | 11 |
| 35 | 522 | MONTCLAIR YMCA, NJ | Y3791 | 11 |
| 37 | 561 | CHAPEL HL-CARBOR, NC | Y4510 | 10 |
| 38 | 544 | NEW CANAAN, CT | Y0989 | 9 |
| 39 | 575 | CHAMBERS MEM Y, WV | Y7031 | 8 |
| 39 | 610 | HAMILTON AREA, NJ | Y3765 | 8 |
| 41 | 584 | CHESHIRE BR, CT | Y0976 | 7 |
| 41 | 527 | FAIRFIELD BR, OH | Y5065 | 7 |
| 43 | 595 | CENTRAL KENTUCKY | Y2365 | 6 |
| 44 | 551 | WSTN/CATONSVILLE, MD | Y2601 | 5 |
| 45 | 637 | SHENANGO VAL, PA | Y5935 | 1 |
| 45 | 537 | PIEDMONT FAMILY, VA | Y6682 | 1 |

1998 NATIONAL YMCA LONG COURSE
SWIMMING CHAMPIONSHIPS

Team Rankings For Events 1 - 20

NATIONAL YMCA LC 08/04/1998 08/07/1998

Women

| PL | ID | Team Name-Abbrev | Points |
|----|-----|---------------------|--------|
| 1 | 572 | SPARTANBURG, SC | 191 |
| 2 | 654 | SCHROEDER MIL, WI | 175 |
| 3 | 621 | M E LYONS YMCA, OH | 149.50 |
| 4 | 623 | SO COMM FAM BR, OH | 127.50 |
| 5 | 562 | WILMINGTON FAM, NC | 115.50 |
| 6 | 547 | NAPERVILLE AREA, IL | 99 |
| 7 | 505 | WILTON FAMILY, CT | 91 |
| 8 | 522 | MONTCLAIR YMCA, NJ | 80 |
| 9 | 613 | SOMERSET HILLS, NJ | 75 |
| 10 | 524 | RALEIGH, NC | 71 |
| 11 | 660 | BURMINGHAM FAM, MI | 63 |
| 12 | 622 | POWEL CROSLEY, OH | 62 |
| 13 | 662 | ROANOKE CNTRL, VA | 57 |
| 14 | 536 | REGIONAL FAMILY, PA | 37 |
| 15 | 533 | WEST SHORE YMCA, PA | 35 |
| 16 | 564 | GAMBLE-NIPPERT, OH | 34 |
| 17 | 597 | HAGERSTOWN, MD | 31 |
| 18 | 560 | FLUSHING YMCA, NY | 30 |
| 19 | 563 | WINSTON-SALEM, NC | 29 |
| 20 | 574 | WAYNESBORO FAM, VA | 28 |
| 21 | 619 | BLUE ASH Y, OH | 27 |
| 22 | 545 | NEWARK YMCA, DE | 25 |
| 23 | 656 | MARION COUNTY, FL | 24 |
| 24 | 580 | MONTGOMERY YMCA, AL | 20 |
| 24 | 663 | COUNTRYSIDE Y, OH | 20 |
| 26 | 664 | FRANKFORT Y, KY | 18 |
| 27 | 610 | HAMILTON AREA, NJ | 17.50 |
| 28 | 650 | GTR GREEN BAY, WI | 15.50 |
| 29 | 504 | HAMDEN/N HAVEN, CT | 15 |
| 30 | 542 | STEVENS POINT, WI | 13 |
| 31 | 648 | SOUTHSIDE VIRGINIA | 12 |
| 31 | 527 | FAIRFIELD BR, OH | 12 |
| 33 | 514 | ANNE ARUNDEL CO, MD | 11 |
| 34 | 673 | HUNTINGTON, WV | 10 |
| 35 | 548 | NW DUPAGE YMCA, IL | 7 |
| 36 | 535 | BOYERTOWN AREA, PA | 6 |
| 37 | 521 | METUCHEN-EDISON, NJ | 5 |
| 38 | 628 | CHAMBERSBURG, PA | 4 |
| 38 | 642 | UPPER MAIN LINE, PA | 4 |
| 38 | 617 | ROWAN COUNTY, NC | 4 |
| 41 | 538 | PULASKI-HENSEL, VA | 3 |
| 42 | 546 | PLAYGROUND AREA, FL | 2 |
| 43 | 655 | LIMA FAMILY, OH | 1.50 |
| 44 | 636 | RIDLEY AREA, PA | 1 |

FINAL RESULTS

Thursday, August 6

200 M Free Rel. - 50 M Breast - 100 M Fly - 400 M IM - 400 M Med. Rel.



YMCA

**YMCA NATIONAL LONG COURSE
SWIMMING CHAMPIONSHIP**

**NASHVILLE, TENNESSEE
August 4 - 7, 1998**

1998 NATIONAL YMCA LONG COURSE
SWIMMING CHAMPIONSHIPS

Complete Meet Results-LC Meters

=====
Event 21 Women 200 R-Free
NATIONAL: * 1:50.39 RALEIGH, NC 08/97

| PL | Name | Team | Finals | Pts |
|----------------|-----------------------|------------------------|----------|-----|
| * Finals | | | | |
| 1 | Y5023 | SO COMM FAM BR, OH | 1:50.32* | 40 |
| | GEOROFF, ANDREA-15 | JONES, KELLY-15 | | |
| | WOESSNER, SUSAN-17 | FIDEN, SARAH-17 | | |
| | 26.77 54.32 | 1:22.34 1:50.32 | | |
| 2 | Y4817 | M E LYONS YMCA, OH | 1:50.57 | 34 |
| | MULSHINE, BARB-18 | KEYES, SARAH-18 | | |
| | TOMES, MEGAN-13 | GILKISON, EMILY-18 | | |
| | 27.03 55.28 | 1:23.12 1:50.57 | | |
| 3 | Y7125 | SCHROEDER MIL, WI | 1:51.05 | 32 |
| | PETRIC, SARA-14 | KELLEY, HEATHER-17 | | |
| | LADKY, CAROLINE-17 | ESCHENBURG, KINSEY-18 | | |
| | 27.51 55.23 | 1:22.84 1:51.05 | | |
| 4 | Y1843 | NW DUPAGE YMCA, IL | 1:51.99 | 30 |
| | SZWEDA, MAUREEN-17 | PEASLEE, EMILY-16 | | |
| | NICHOLSON, KATIE-15 | BEAN, JENNI-16 | | |
| | 27.77 56.18 | 1:24.70 1:51.99 | | |
| 5 | Y1840 | NAPERVILLE AREA, I | 1:52.11 | 28 |
| | WOYTOWYCH, DEEDEE-16 | O'FALLON, SARA-17 | | |
| | WARE, MAGGIE-15 | BUHRANDT, MOLLY-16 | | |
| | 28.33 56.40 | 1:24.95 1:52.11 | | |
| 6 | Y4815 | GAMBLE-NIPPERT, OH | 1:52.25 | 26 |
| | MCHUGH, CAROLYN-15 | SCHOBORG, LIZ-14 | | |
| | SANDER, KRISTIN-18 | GRIFFITH, LAUREN-16 | | |
| | 27.69 56.07 | 1:24.37 1:52.25 | | |
| 7 | Y1025 | WILTON FAMILY, CT | 1:52.91 | 24 |
| | KENNEDY, KERRY-15 | SCHWANHAUSSER, LORI-14 | | |
| | DUDLEY, LAUREN-17 | MOFFAT, EMILY-15 | | |
| | 28.38 56.80 | 1:24.73 1:52.91 | | |
| 8 | Y5025 | COUNTRYSIDE Y, OH | 1:54.21 | 22 |
| | SEVERSON, KATIE-16 | MICKLAS, MELANIE-17 | | |
| | NAGY, CHRISTINA-16 | KEEVER, BRANDY-15 | | |
| | 28.36 57.20 | 1:25.88 1:54.21 | | |
| * Consolations | | | | |
| 9 | Y4622 | WILMINGTON FAM, NC | 1:53.09 | 18 |
| | CURRAN, CAROLINE-17 | MURCHISON, SARAH-14 | | |
| | HUGHES, MARGARET-15 | HONMA, KRISTEN-16 | | |
| | 27.99 56.41 | 1:24.51 1:53.09 | | |
| 10 | SPARTANBURG, SC | SPARTANBURG, SC | 1:53.25 | 14 |
| | CHAPMAN, JANE-18 | HOLMAN, MEREDITH-15 | | |
| | HUGHES, MEGHAN-16 | BOURGEOIS, AMANDA-16 | | |
| | 28.26 56.27 | 1:24.72 1:53.25 | | |
| 11 | Y2583 | ANNE ARUNDEL CO, MD | 1:53.64 | 12 |
| | SCHAPPER, SARAH E.-16 | THOMASSON, DIANE-14 | | |
| | AGUIAR, NICOLE-17 | WAGNER, KATIE-14 | | |
| | 28.32 56.51 | 1:24.99 1:53.64 | | |
| 12 | Y3765 | HAMILTON AREA, NJ | 1:54.02 | 10 |
| | SWANEY, ANDREA-14 | WILLIAMS, CHRISTINE-16 | | |

| | | | | |
|----|-----------------------|---------------------|---------|---|
| | PANSINI, CHRISTINA-18 | NEMETH, PAMILLA-17 | | |
| | 28.75 56.03 | 1:24.32 1:54.02 | | |
| 13 | Y3031 | GRAND RAPIDS SE, M | 1:54.66 | 8 |
| | HORTON, ALLISON-15 | GRAHAM, LARISA-15 | | |
| | SEXTON, KELLY-16 | PIETRAS, MELISSA-16 | | |
| | 28.89 57.90 | 1:26.03 1:54.66 | | |
| 14 | Y3915 | SOMERSET HILLS, NJ | 1:54.68 | 6 |
| | SKODA, ALEXIS-15 | GALE, ALEXA-16 | | |
| | CHAN, IRENE-16 | SCHEPPKE, KATE-18 | | |
| | 27.91 56.86 | 1:25.69 1:54.68 | | |
| 15 | Y4256 | FLUSHING YMCA, NY | 1:55.20 | 4 |
| | KATZ, LAUREN-15 | MADONIA, REGAN-18 | | |
| | KELLY, EDNA-15 | GERBER, STEFANIE-13 | | |
| | 29.42 58.17 | 1:27.21 1:55.20 | | |
| 16 | Y5923 | REGIONAL FAMILY, P | 1:55.80 | 2 |
| | BANKOVICH, BETHANY-15 | PRYJMAK, RENAE-14 | | |
| | MICKINAK, MOLLY-14 | BRUZDA, KATIE-16 | | |
| | 28.96 58.31 | 1:27.64 1:55.80 | | |

| PL | Name | Team | Prelims | Pts |
|----|---------------------|------------------------|---------|-----|
| 1 | Y5023 | SO COMM FAM BR, OH | 1:52.10 | - |
| | GEOROFF, ANDREA-15 | JONES, KELLY-15 | | |
| | WOESSNER, SUSAN-17 | FIDEN, SARAH-17 | | |
| | 27.21 55.18 | 1:23.61 1:52.10 | | |
| 2 | Y4817 | M E LYONS YMCA, OH | 1:52.28 | - |
| | MULSHINE, BARB-18 | KEYES, SARAH-18 | | |
| | TOMES, MEGAN-13 | GILKISON, EMILY-18 | | |
| | 27.37 56.19 | 1:24.29 1:52.28 | | |
| 3 | Y7125 | SCHROEDER MIL, WI | 1:52.37 | - |
| | PETRIC, SARA-14 | LADKY, CAROLINE-17 | | |
| | KELLEY, HEATHER-17 | ESCHENBURG, KINSEY-18 | | |
| | 27.67 56.29 | 1:24.03 1:52.37 | | |
| 4 | Y1843 | NW DUPAGE YMCA, IL | 1:52.51 | - |
| | SZWEDA, MAUREEN-17 | PEASLEE, EMILY-16 | | |
| | NICHOLSON, KATIE-15 | BEAN, JENNI-16 | | |
| | 27.70 56.29 | 1:25.14 1:52.51 | | |
| 5 | Y1025 | WILTON FAMILY, CT | 1:53.25 | - |
| | KENNEDY, KERRY-15 | SCHWANHAUSSER, LORI-14 | | |
| | DUDLEY, LAUREN-17 | MOFFAT, EMILY-15 | | |
| | 28.77 57.13 | 1:25.08 1:53.25 | | |
| 6 | Y1840 | NAPERVILLE AREA, I | 1:53.93 | - |
| | BUHRANDT, MOLLY-16 | O'FALLON, SARA-17 | | |
| | WARE, MAGGIE-15 | WOYTOWYCH, DEEDEE-16 | | |
| | 28.35 57.00 | 1:25.82 1:53.93 | | |
| 7 | Y5025 | COUNTRYSIDE Y, OH | 1:54.25 | - |
| | SEVERSON, KATIE-16 | MICKLAS, MELANIE-17 | | |
| | NAGY, CHRISTINA-16 | KEEVER, BRANDY-15 | | |
| | 28.53 57.24 | 1:26.01 1:54.25 | | |
| 8 | Y4815 | GAMBLE-NIPPERT, OH | 1:54.35 | - |
| | MCHUGH, CAROLYN-15 | SCHOBORG, LIZ-14 | | |
| | SANDER, KRISTIN-18 | GRIFFITH, LAUREN-16 | | |
| | 28.52 57.14 | 1:25.87 1:54.35 | | |
| 9 | Y2583 | ANNE ARUNDEL CO, MD | 1:54.35 | - |

1998 NATIONAL YMCA LONG COURSE
SWIMMING CHAMPIONSHIPS

Complete Meet Results-LC Meters

| | | | | | | | |
|----|------------------------|-----------------------|---------|---------|---------|---------|--|
| | SCHAFFER, SARAH E.-16 | AGUIAR, NICOLE-17 | 29.61 | 58.70 | 1:28.01 | 1:57.40 | |
| | WAGNER, KATIE-14 | THOMASSON, DIANE-14 | | | | | |
| | 28.37 | 57.27 | 1:25.78 | 1:54.35 | | | |
| 10 | Y4622 | WILMINGTON FAM, NC | 1:54.42 | | | | |
| | CURRAN, CAROLINE-17 | MURCHISON, SARAH-14 | | | | | |
| | HUGHES, MARGARET-15 | HONMA, KRISTEN-16 | | | | | |
| | 28.27 | 56.76 | 1:25.22 | 1:54.42 | | | |
| 11 | SPARTANBURG, SC | SPARTANBURG, SC | 1:54.75 | | | | |
| | CHAPMAN, JANE-18 | HOLMAN, MEREDITH-15 | | | | | |
| | HUGHES, MEGHAN-16 | BOURGEOIS, AMANDA-16 | | | | | |
| | 28.67 | 56.85 | 1:25.81 | 1:54.75 | | | |
| 12 | Y3765 | HAMILTON AREA, NJ | 1:55.35 | | | | |
| | WILLIAMS, CHRISTINE-16 | SWANEY, ANDREA-14 | | | | | |
| | NEMETH, PAMILLA-17 | PANSINI, CHRISTINA-18 | | | | | |
| | 28.07 | 56.82 | 1:26.39 | 1:55.35 | | | |
| 13 | Y3915 | SOMERSET HILLS, NJ | 1:55.66 | | | | |
| | SKODA, ALEXIS-15 | CHAN, IRENE-16 | | | | | |
| | GALE, ALEXA-16 | SCHEPPKE, KATE-18 | | | | | |
| | 28.60 | 57.62 | 1:27.07 | 1:55.66 | | | |
| 14 | Y4256 | FLUSHING YMCA, NY | 1:55.77 | | | | |
| | KATZ, LAUREN-15 | GERBER, STEFANIE-13 | | | | | |
| | KELLY, EDNA-15 | MADONIA, REGAN-18 | | | | | |
| | 29.11 | 57.74 | 1:26.73 | 1:55.77 | | | |
| 15 | Y3031 | GRAND RAPIDS SE, M | 1:56.16 | | | | |
| | GRAHAM, LARISA-15 | HORTON, ALLISON-15 | | | | | |
| | SEXTON, KELLY-16 | PIETRAS, MELISSA-16 | | | | | |
| | 29.37 | 58.45 | 1:27.34 | 1:56.16 | | | |
| 16 | Y5923 | REGIONAL FAMILY, P | 1:56.31 | | | | |
| | BANKOVICH, BETHANY-15 | PRYJMAK, RENAE-14 | | | | | |
| | MICKINAK, MOLLY-14 | BRUZDA, KATIE-16 | | | | | |
| | 29.04 | 58.75 | 1:27.97 | 1:56.31 | | | |
| 17 | Y3791 | MONTCLAIR YMCA, NJ | 1:56.50 | | | | |
| | KNOX, SUSANNAH-14 | ASHENFELTER, LYNN-15 | | | | | |
| | FABIANO, LAURA-13 | DOLANSKY, LISA-17 | | | | | |
| | 29.62 | 58.89 | 1:28.85 | 1:56.50 | | | |
| 18 | Y2957 | BURMINGHAM FAM, MI | 1:56.64 | | | | |
| | JOHNSON, SARA-16 | BEALS, KIM-15 | | | | | |
| | MOYER, KATHLEEN-13 | KAZNECKI, LAURA-17 | | | | | |
| | 29.19 | 59.10 | 1:28.52 | 1:56.64 | | | |
| 19 | Y6712 | RAPPAHANNOCK, VA | 1:57.23 | | | | |
| | HANSBROUGH, MARIE-17 | SASSER, VIRGINIA-13 | | | | | |
| | ATKINSON, MICHELLE-15 | JONES, TAMARA-16 | | | | | |
| | 28.81 | 58.55 | 1:28.46 | 1:57.23 | | | |
| 20 | Y5637 | WEST SHORE YMCA, P | 1:57.35 | | | | |
| | GREENAWALT, ANNE-13 | FISHER, SARAH-13 | | | | | |
| | GROVER, MOLLIE-17 | BIANCO, LIANE-13 | | | | | |
| | 29.72 | 59.42 | 1:28.39 | 1:57.35 | | | |
| 20 | Y5908 | BOYERTOWN AREA, PA | 1:57.35 | | | | |
| | SALKS, ALAINA-14 | KROH, COURTNEY-16 | | | | | |
| | TIGAR, SARA-17 | DOLAN, BECKY-17 | | | | | |
| | 30.34 | 59.02 | 1:28.61 | 1:57.35 | | | |
| 22 | Y6807 | WAYNESBORO FAM, VA | 1:57.40 | | | | |
| | KNOPP, LAURA-14 | MATTHEWS, MELANIE-17 | | | | | |
| | GLOVER, BETHANY-15 | SNYDER, AUTUM-16 | | | | | |
| 23 | Y2365 | CENTRAL KENTUCKY | 1:57.48 | | | | |
| | THOMAS, DEANNE-17 | ALLEN, AMY-14 | | | | | |
| | DUFFY, MEGHAN-16 | GAMBLE, KATHERINE-13 | | | | | |
| | 29.43 | 58.85 | 1:27.59 | 1:57.48 | | | |
| 24 | Y4827 | POWEL CROSLEY, OH | 1:57.53 | | | | |
| | REYNOLDS, MICHELLE-15 | HAGEN, KELLY-14 | | | | | |
| | MYERS, HEATHER-18 | WETZEL, MIKALA-18 | | | | | |
| | 29.71 | 58.89 | 1:28.55 | 1:57.53 | | | |
| 25 | Y1205 | PLAYGROUND AREA, F | 1:57.77 | | | | |
| | NAGY, BETSY-17 | MILLER, MAI LI-16 | | | | | |
| | RASOR, HEATHER-15 | RASOR, TONYA-16 | | | | | |
| | 29.13 | 58.60 | 1:29.07 | 1:57.77 | | | |
| 26 | Y6795 | ROANOKE CNTRL, VA | 1:57.86 | | | | |
| | MCGUIRE, BERNETTA-14 | RICHARDSON, LACY-12 | | | | | |
| | WAGNER, BETH-16 | SPRADLIN, JAMIE-16 | | | | | |
| | 28.07 | 58.26 | 1:28.26 | 1:57.86 | | | |
| 27 | FLINT YMCA, MI | FLINT YMCA, MI | 1:58.00 | | | | |
| | SWEEZEA, KATRINA-14 | KORSEDAL, LIZ-15 | | | | | |
| | COWAN, SHAWN-12 | SHALLA, ELAINE-13 | | | | | |
| | 1:58.00 | 1:58.00 | | | | | |
| 28 | FRANKFORT Y, KY | FRANKFORT Y, KY | 1:58.23 | | | | |
| | FOSTER, ELIZABETH-14 | LOWE, KRISTEN-15 | | | | | |
| | MCCAULEY, MEREDITH-17 | ZERHUSEN, MEGAN-18 | | | | | |
| | 29.03 | 59.69 | 1:30.50 | 1:58.23 | | | |
| 29 | BLUE ASH Y, OH | BLUE ASH Y, OH | 1:58.36 | | | | |
| | URSINI, JILL-15 | HUNTEBRINKER, B.-13 | | | | | |
| | KAIL, MELANIE-18 | BUSSE, KATIE-12 | | | | | |
| | 28.99 | 58.35 | 1:28.63 | 1:58.36 | | | |
| 30 | Y4510 | CHAPEL HL-CARBOR, N | 1:58.59 | | | | |
| | MILLER, ALYSSA-12 | ALBERT, MANDIE-14 | | | | | |
| | BEST, KRISTEN-14 | BLASIAK, LEAH-16 | | | | | |
| | 29.41 | 59.87 | 1:29.24 | 1:58.59 | | | |
| 31 | HAGERSTOWN, MD | HAGERSTOWN, MD | 1:58.75 | | | | |
| | SAPPEY, LISA-15 | BOWER, KATHERINE-18 | | | | | |
| | GRIFFITH, ALLISON-16 | CARROLL, EMILY-14 | | | | | |
| | 29.24 | 59.99 | 1:30.22 | 1:58.75 | | | |
| 32 | Y0118 | MONTGOMERY YMCA, A | 1:58.77 | | | | |
| | MCCOY, APRIL-14 | FIGH, LEIGH-17 | | | | | |
| | WHEATLEY, AMY-13 | BURNETT, M.C.-16 | | | | | |
| | 30.51 | 1:00.05 | 1:30.02 | 1:58.77 | | | |
| 33 | Y5938 | STATE COLLEGE, PA | 1:59.31 | | | | |
| | WILD, ERICA-14 | WHITTAM, ELIZABETH-15 | | | | | |
| | KEPHART, LAURA-15 | CRNIC, ALLISON-15 | | | | | |
| | 29.60 | 1:59.31 | 1:59.31 | | | | |
| 34 | Y7061 | GTR GREEN BAY, WI | 1:59.34 | | | | |
| | BRAGER, LAURA-15 | MURRAY, ALYSSA-17 | | | | | |
| | WEBB, ERIN-16 | SCHLEIS, ELIZABETH-17 | | | | | |
| | 29.09 | 1:00.30 | 1:29.97 | 1:59.34 | | | |
| 35 | Y5967 | UPPER MAIN LINE, PA | 1:59.39 | | | | |
| | NELSON, KATHLEEN-13 | SCHILGEN, ASHLEY-14 | | | | | |
| | EDWARDS, SUSAN-16 | REED, SARAH-15 | | | | | |
| | 28.93 | 59.80 | 1:29.50 | 1:59.39 | | | |
| 36 | HUNTINGTON, WV | HUNTINGTON, WV | 1:59.51 | | | | |

1998 NATIONAL YMCA LONG COURSE
SWIMMING CHAMPIONSHIPS

Complete Meet Results-LC Meters

| | | | | | | | |
|-----------------------|-----------------------|---------|----------------|----------------------|---------------------|---------|---------|
| BIRD, MARY ALICE-18 | ANDERSON, ALEXIA-13 | 30.56 | 1:00.66 | 1:32.06 | 2:01.62 | | |
| WEBB, MELLISA-14 | HEREFORD, SARAH-15 | 50 | KISHWAUKEE, IL | KISHWAUKEE, IL | 2:01.66 | - | |
| 28.05 | 1:59.51 | 1:59.49 | | GUERRERO, REANNA-13 | KOEPCKE, KIRSTEN-15 | | |
| 37 Y6765 | PULASKI-HENSEL, VA | 1:59.58 | - | LEGER, SIMONE-15 | ROBISON, KATIE-15 | | |
| BAILEY, JOY-16 | HATFIELD, LEXI-15 | | | 30.71 | 2:01.66 | 2:01.66 | |
| MOORE, ANNIE-15 | GARRATT, BETSY-17 | | | 51 Y7093 | MASISON WEST, WI | 2:01.85 | - |
| 30.63 | 1:01.05 | 1:30.12 | 1:59.58 | LYNAM, COURTNEY-15 | PLESHA, LAURA-13 | | |
| 38 Y0398 | PALISADES MALIBU,C | 1:59.64 | - | DEVRIES, JULIE-14 | LIEBMANN, KATIE-15 | | |
| JOHNSON, LAURA-13 | NONBERG, ARIEL-15 | | | 30.30 | 1:01.24 | 1:32.15 | 2:01.85 |
| DAVIDOFF, CARA-12 | GABAYAN, SHARON-16 | | | 52 ANDOVER, MA | ANDOVER, MA | 2:01.98 | - |
| 29.91 | 59.81 | 1:29.00 | 1:59.64 | HINDS, HOLLY-13 | DEMERS, SARAH-12 | | |
| 39 CHESHIRE BR, CT | CHESHIRE BR, CT | 2:00.18 | - | HARLOW, LAUREN-13 | SNEDIKER, ASHLEY-13 | | |
| SAVEJS, CHRISTINA-15 | FRANCIS, LISA-17 | | | 30.84 | 1:01.08 | 1:31.91 | 2:01.98 |
| MARTIN, KATIE-16 | MCLELLAN, ASHLEY-13 | | | 53 OLEAN YMCA, NY | OLEAN YMCA, NY | 2:03.29 | - |
| 30.20 | 1:00.34 | 1:30.10 | 2:00.18 | MEYERS, AMANDA-15 | SWEITZER, SARAH-14 | | |
| 40 Y7073 | LA CROSSE AREA, WI | 2:00.27 | - | HORSLEY, ERIN-15 | RAIMONDI, JENNY-14 | | |
| BENSON, BRITA-15 | HARRIS, HEATHER-15 | | | 31.21 | 1:01.85 | 1:32.90 | 2:03.29 |
| TIERNEY, LIZ-17 | RIBERICH, CHANDRA-16 | | | 54 Y2648 | BEVERLY REGION, MA | 2:03.44 | - |
| 30.26 | 1:00.53 | 1:31.34 | 2:00.27 | HAYES, KIM-14 | SHEPHERD, ERIN-17 | | |
| 41 Y6749 | SOUTHSIDE VIRGINIA | 2:00.42 | - | SHAMSUDDIN, EMILY-14 | SHESSLER, TRACY-16 | | |
| ANDREWS, JAMIE-16 | SMITH, ALICIA-15 | | | 31.65 | 1:02.03 | 2:03.44 | 2:03.44 |
| GILL, MEG-13 | VINSON, JESSICA-14 | | | 55 Y4618 | ROWAN COUNTY, NC | 2:03.55 | - |
| 29.59 | 1:00.08 | 1:30.52 | 2:00.42 | CLARK, PAGE CAROL-12 | RIBELIN, NETTIE-16 | | |
| 42 Y3783 | METUCHEN-EDISON, N | 2:00.44 | - | SEXTON, TAYLOR-12 | HUFF, AMANDA-14 | | |
| KENNEDY, KENDRA-14 | O'CONNOR, JANEEN-17 | | | 30.48 | 1:03.16 | 1:34.76 | 2:03.55 |
| SAUMS, PATTY-17 | VASSALLO, KRISTEN-16 | | | 56 Y2597 | TOWSON BRANCH, MD | 2:03.69 | - |
| 29.75 | 1:00.01 | 1:30.34 | 2:00.44 | GORSKI, REBECCA-15 | LABERGE, KELSEN-16 | | |
| 43 Y3067 | OAK PARK YMCA, MI | 2:00.53 | - | PANG, ERICA-13 | BRIAN, JENNY-15 | | |
| BROWN, MELISSA-18 | VOSS, LINDSAY-14 | | | 30.86 | 1:02.91 | 1:33.84 | 2:03.69 |
| MAYERCAK, NIKI-17 | LUCAS, KARA-13 | | | 57 DARIEN YMCA, CT | DARIEN YMCA, CT | 2:03.93 | - |
| 29.89 | 1:00.11 | 1:30.13 | 2:00.53 | BURRUSS, KYLA-14 | GRIMER, LINDSAY-15 | | |
| 44 Y2601 | WSTN/CATONSVILLE,M | 2:00.55 | - | PENSIERO, LAURA-13 | THELIN, TOREY-13 | | |
| ECKER, LAURA-13 | KUZIEL, NINA-13 | | | 30.39 | 1:01.96 | 1:34.31 | 2:03.93 |
| IRBY, JENNIFER-15 | KUZIEL, SOPHIA-15 | | | 58 FOND DU LAC, WI | FOND DU LAC, WI | 2:04.23 | - |
| 30.22 | 1:00.25 | 1:31.06 | 2:00.55 | BAUS, ANNE-14 | OSTMAN, PETRA-15 | | |
| 45 Y4628 | WINSTON-SALEM, NC | 2:00.72 | - | HINKE, TARA-14 | KOEHN, ASHLEY-14 | | |
| GREENSTREET, TYLER-14 | TOWER, LAUREN-15 | | | 30.21 | 1:02.03 | 1:34.12 | 2:04.23 |
| PLEASANTS, LAUREN-14 | PARKS, CATHERINE-15 | | | 59 Y5231 | SO TOLEDO BR, OH | 2:04.28 | - |
| 1:00.47 | 2:00.72 | 2:00.72 | | POWELL, ASHLEIGH-13 | WIMMER, JILL-16 | | |
| 46 Y7169 | STEVENS POINT, WI | 2:01.14 | - | STILES, KATIE-16 | ARMSTRONG, JAIMI-17 | | |
| POTTER, ELIZABETH-15 | MARTIN, KARA-15 | | | 31.37 | 1:02.59 | 1:34.08 | 2:04.28 |
| BURANT, APRIL-16 | MENZEL, JACCI-15 | | | 60 Y2687 | N SUB BOSTON, MA | 2:04.41 | - |
| 2:01.14 | 2:01.14 | | | KERIVAN, LAUREN-15 | LOVEJOY, LIZ-13 | | |
| 47 Y5907 | READING/BERKS, PA | 2:01.27 | - | MEHRINGER, STACEY-14 | DRISCOLL, KATY-14 | | |
| NEVEL, LAURA-15 | STRUNK, JESSIKA-15 | | | 33.57 | 1:02.98 | 1:33.24 | 2:04.41 |
| STRUNK, DEANNA-14 | BAYLIFF, TORI-14 | | | 61 Y6663 | GTR BURLINGTON, VT | 2:04.48 | - |
| 30.48 | 1:01.28 | 1:31.57 | 2:01.27 | REED, ELIZABETH-14 | WRIGHT, KELLY-16 | | |
| 48 Y2901 | GTR WESTFIELD, MA | 2:01.61 | - | ARONSSON, LAURA-12 | COWIE, MEREDITH-15 | | |
| WANDELOSKI, LISA-16 | DESI, MAUREEN-17 | | | 30.77 | 1:02.61 | 1:35.97 | 2:04.48 |
| PLACZEK, HILARY-18 | OLSZEWSKI, CANDICE-16 | | | 62 Y0000 | STEBENVILLE Y, OH | 2:04.57 | - |
| 29.62 | 1:00.43 | 1:31.39 | 2:01.61 | SCHULTZ, SHANNON-16 | DOVEC, CHRISTINE-15 | | |
| 49 Y5995 | YORK & YORK CO, PA | 2:01.62 | - | HALLOCK, AMANDA-17 | DOVEC, BETSY-17 | | |
| WILLIAMS, JENNIFER-16 | CROUSE, ERIN-15 | | | 31.44 | 1:03.82 | 1:35.08 | 2:04.57 |
| FENGFISH, SARAH-13 | BURDETTE, MORGAN-12 | | | 63 Y3586 | GTR MANCHESTER, NH | 2:04.60 | - |

1998 NATIONAL YMCA LONG COURSE
SWIMMING CHAMPIONSHIPS

Complete Meet Results-LC Meters

| | | | | | | | | | |
|-------------------------|-------------------------|---------|-------------|---|-----------------------|----------------------|---------|-----|--|
| BERTHELETTE, AMANDA-15 | SARGENT, BRIANNA-18 | 30.51 | 1:00.56 | 1:30.64 | 2:00.64 | | | | |
| CLAIRBORN, KATY-18 | VANDEBEBKEN, KATHRYN-16 | - | RALEIGH, NC | RALEIGH, NC | | DQ | | | |
| 31.80 | 1:02.53 | 2:04.60 | 2:04.60 | NICHOLS, RUTH-15 | POLLENZ, JAMIE-17 | | | | |
| 64 Y5568 | BRANDYWINE BR, PA | 2:04.74 | | STOCKS, BAKER-17 | STONE, DANLEY-17 | | | | |
| HARDENBROOK, LINDSAY-14 | JOHN, KATIE-14 | | | | | | | | |
| CALLAWAY, SARA-16 | BARNES, JESSICA-13 | | | | | | | | |
| 32.09 | 1:02.45 | 1:34.62 | 2:04.74 | ===== | | | | | |
| 65 Y5035 | DEFIANCE AREA, OH | 2:04.94 | | Event 22 Men 200 R-Free | | | | | |
| BALL, JESSICA-15 | PESSEFALL, ALISHA- | | | NATIONAL: * 1:37.02 ANN ARBOR, MI 08/96 | | | | | |
| NIESE, LEANNE-17 | SMITLEY, KYLE-13 | | | PL | Name | Team | Finals | Pts | |
| 32.33 | 1:03.99 | 1:34.82 | 2:04.94 | ----- | | | | | |
| 66 OLD COLONY, MA | OLD COLONY, MA | 2:05.29 | | * Finals | | | | | |
| LESSARD, LORI-14 | GINSBURG, ALIZA-15 | | | 1 | Y4817 | M E LYONS YMCA, OH | 1:39.05 | 40 | |
| CENTOFANTI, LAURA-17 | BOURDAN, JILLIAN-16 | | | | MURPHY, TIM-18 | KEYES, BRET-16 | | | |
| 32.86 | 1:03.63 | 1:35.43 | 2:05.29 | | HAUSLANDEN, DAVID-18 | RUSSO, WILL-18 | | | |
| 67 Y5265 | BEAVERCREEK Y, OH | 2:05.70 | | 24.75 | 49.96 | 1:14.69 | 1:39.05 | | |
| ERWIN, SARAH-15 | FARRA, JESSICA-14 | | | 2 | Y7125 | SCHROEDER MIL, WI | 1:39.76 | 34 | |
| VOGEL, KAREN-13 | BUCK, MICHELLE-16 | | | | CROW, TRAVIS-18 | BARTELL, BEN- | | | |
| 31.80 | 1:04.10 | 2:05.70 | 2:05.67 | | BASEHEART, JOSH-15 | PETRIC, STEVEN-16 | | | |
| 68 Y7155 | OSHKOSH COMM, WI | 2:05.94 | | 24.99 | 49.55 | 1:14.47 | 1:39.76 | | |
| DEMUNCK, SONYA-16 | ALTMANN, JENNIFER-16 | | | 3 | Y4815 | GAMBLE-NIPPERT, OH | 1:39.85 | 32 | |
| BRADLEY, SARAH-17 | JANSSEN, ERICA-16 | | | | DEHNE, ADAM-15 | RE, JOE-16 | | | |
| 2:05.94 | 2:05.94 | | | | LYNCH, ADAM-18 | RANSENBERG, SCOTT-16 | | | |
| 69 Y2849 | SO SHORE QUINCY, MA | 2:06.62 | | 25.38 | 50.97 | 1:15.64 | 1:39.85 | | |
| MCLAUGHLIN, JULIA-15 | HARKNESS, SARAH-15 | | | 4 | Y5023 | SO COMM FAM BR, OH | 1:39.97 | 30 | |
| AHERN, REBECCA-17 | JOHNSON, ALISSA-14 | | | | FIDEN, DREW-18 | BROWN, RYAN-18 | | | |
| 31.30 | 58.04 | 1:35.58 | 2:06.62 | | NICHOLAS, BRIAN-16 | GROSS, MICHAEL-18 | | | |
| 70 Y5973 | WASHINGTON Y, PA | 2:07.67 | | 25.25 | 50.00 | 1:15.44 | 1:39.97 | | |
| MILLER, LAURA-14 | KRETZ, LAUREN-15 | | | 5 | FRANKFORT Y, KY | FRANKFORT Y, KY | 1:40.29 | 28 | |
| DOLLARD, TIFFANY-13 | DOLLARD, APRIL-15 | | | | FOSTER, ROBBIE-17 | PERKINS, DEREK-19 | | | |
| 31.82 | 1:04.57 | 1:36.97 | 2:07.67 | | DADE, SHAWN-17 | DUNN, JARED-17 | | | |
| 71 Y5949 | ALLEGHENY VAL, PA | 2:08.84 | | 27.05 | 50.41 | 1:15.31 | 1:40.29 | | |
| SUJANSKY, DIANE-13 | IRVIN, CHLSEA-13 | | | 6 | RALEIGH, NC | RALEIGH, NC | 1:40.37 | 26 | |
| VOYTKO, LISA-18 | LESLIE, ABBY-15 | | | | PERRY, WARREN-17 | DEAN, JOHN-16 | | | |
| 33.78 | 1:05.81 | 1:37.52 | 2:08.84 | | BAICY, JOE-18 | MILLS, JON-16 | | | |
| 72 Y5739 | OIL CITY YMCA, PA | 2:10.57 | | 25.37 | 50.31 | 1:15.11 | 1:40.37 | | |
| WHEELING, KENZIE-13 | YOUNG, JULIE-14 | | | 7 | Y1843 | NW DUPAGE YMCA, IL | 1:40.61 | 24 | |
| CLIFFORD, LACY-15 | KISSELL, JENNIFER-18 | | | | GRAVES, JAMES-16 | COLLINS, MIKE-16 | | | |
| 31.24 | 1:07.13 | 1:39.75 | 2:10.57 | | OLSZEWSKI, CHRIS-17 | WUENSCH, AARON-14 | | | |
| 73 Y5107 | MARION FAMILY, OH | 2:15.02 | | 25.84 | 51.04 | 1:15.63 | 1:40.61 | | |
| JESS, KATIE-16 | REYNOLDS, MELINDA-16 | | | 8 | Y3031 | GRAND RAPIDS SE, M | 1:42.02 | 22 | |
| HARTZ, CANDICE-17 | WALTON, BROOKE-16 | | | | LANSER, CASEY-17 | PENNINGA, A.J.-17 | | | |
| 34.11 | 1:08.18 | 1:40.52 | 2:15.02 | | GUSTAFSON, MIKE-15 | WEIR, SCOTT-15 | | | |
| - Y1561 | OAK PARK YMCA, IL | DQ | | 26.48 | 51.64 | 1:17.67 | 1:42.02 | | |
| NORTON, MAGGIE-14 | MERCER, HILLARY-14 | | | * Consolations | | | | | |
| BOBLICK, KATE-13 | GLANCY, CRISTIN-15 | | | 9 | Y1840 | NAPERVILLE AREA, I | 1:40.84 | 18 | |
| 30.41 | 1:01.85 | 1:32.52 | 2:02.49 | | MCCRACKEN, AARON-15 | SIMCOCK, MATT-16 | | | |
| - NEW CANAAN, CT | NEW CANAAN, CT | DQ | | | KNIPPENBERG, BRADY-16 | SLOUF, ERICH-18 | | | |
| PITTMAN, JENNIFER-13 | ZAP, ADRIEN-16 | | | 25.71 | 50.99 | 1:17.16 | 1:40.84 | | |
| CANNELL, DEIRDRE-13 | CONDON, MEG-14 | | | 10 | Y3915 | SOMERSET HILLS, NJ | 1:41.60 | 14 | |
| 29.27 | 58.20 | 1:26.86 | 1:56.04 | | REINIG, CHRIS-17 | BARFUSS, RICHARD-17 | | | |
| - Y1005 | HAMDEN/N HAVEN, CT | DQ | | | LAM, ALLEN-17 | ARMSTRONG, SCOTT-18 | | | |
| OTTENBREIT, KELLY-15 | SPATZ, HOLLEN-15 | | | 25.82 | 50.97 | 1:16.50 | 1:41.60 | | |
| SKROSKI, NICOLE-15 | ABILDGAARD, CARRIE-16 | | | 11 | Y6712 | RAPPAHANNOCK, VA | 1:42.24 | 12 | |
| | | | | | LANG, ALEX-18 | LIPSCOMB, KENER-16 | | | |

1998 NATIONAL YMCA LONG COURSE
SWIMMING CHAMPIONSHIPS

Complete Meet Results-LC Meters

| PL | Name | Team | Prelims | Pts |
|----|-------------------------|-----------------------|---------|-----|
| | LOVERDI, JASON-17 | RODKEY, DREW-16 | | |
| | 26.09 52.27 | 1:16.76 1:42.24 | | |
| 12 | GTR HOLYOKE, MA | GTR HOLYOKE, MA | 1:42.28 | 10 |
| | MUSIAK, MATTHEW-16 | TILLMAN, JEREMY-15 | | |
| | KILRAIN, BRENDAN-18 | REED, KYLE-15 | | |
| | 25.28 49.60 | 1:15.15 1:42.28 | | |
| 13 | Y5967 | UPPER MAIN LINE, PA | 1:42.45 | 8 |
| | SCANLAN, JOHN-18 | HURST, MATT-15 | | |
| | IPPOLITI, CHRISTOPHR-14 | SIEBERT, MARK-17 | | |
| | 24.89 51.75 | 1:18.55 1:42.45 | | |
| 14 | Y4256 | FLUSHING YMCA, NY | 1:42.51 | 6 |
| | DELLAGIOVANNA, B.-16 | CASTILLO, MATTHEW-15 | | |
| | MARK, RUSSELL-18 | EDWARDS, GLADSTONE-15 | | |
| | 25.71 51.05 | 1:16.72 1:42.51 | | |
| 15 | Y4827 | POWEL CROSLEY, OH | 1:42.63 | 4 |
| | JANSZEN, DAVID-14 | JANSZEN, JOHN-16 | | |
| | ROGERS, KEVIN-15 | HOSTERMAN, PHIL-18 | | |
| | 25.93 51.89 | 1:17.62 1:42.63 | | |
| 16 | Y3791 | MONTCLAIR YMCA, NJ | 1:42.87 | 2 |
| | LAZZARA, LARRY-17 | KRATSON, MARK-21 | | |
| | D'AMORE, CARL-17 | ZICCARDI, ANDREW-14 | | |
| | 25.83 51.73 | 1:17.20 1:42.87 | | |
| 11 | Y4827 | KNIPPENBERG, BRADY-16 | | |
| | HOSTERMAN, PHIL-18 | POWEL CROSLEY, OH | 1:42.85 | - |
| | JANSZEN, JOHN-16 | ROGERS, KEVIN-15 | | |
| | 12 Y6712 | JANSZEN, DAVID-14 | | |
| | LOVERDI, JASON-17 | RAPPAHANNOCK, VA | 1:43.03 | - |
| | HESS, JOEY-17 | RODKEY, DREW-16 | | |
| | 13 Y4256 | LANG, ALEX-18 | | |
| | DELLAGIOVANNA, B.-16 | FLUSHING YMCA, NY | 1:43.05 | - |
| | MARK, RUSSELL-18 | CASTILLO, MATTHEW-15 | | |
| | 14 Y3915 | EDWARDS, GLADSTONE-15 | | |
| | REINIG, CHRIS-17 | SOMERSET HILLS, NJ | 1:43.27 | - |
| | LAM, ALLEN-17 | BARPUSS, RICHARD-17 | | |
| | 15 Y3791 | ARMSTRONG, SCOTT-18 | | |
| | LAZZARA, LARRY-17 | MONTCLAIR YMCA, NJ | 1:43.50 | - |
| | D'AMORE, CARL-17 | KRATSON, MARK-21 | | |
| | 16 GTR HOLYOKE, MA | ZICCARDI, ANDREW-14 | | |
| | MUSIAK, MATTHEW-16 | GTR HOLYOKE, MA | 1:43.80 | - |
| | KILRAIN, BRENDAN-18 | TILLMAN, JEREMY-15 | | |
| | 17 BLUE ASH Y, OH | REED, KYLE-15 | | |
| | PIERCE, BRANDON-16 | BLUE ASH Y, OH | 1:43.85 | - |
| | NEUBAUER, IAN-17 | LEASSNER, MAX-15 | | |
| | 18 KISHWAUKEE, IL | RAPPERTY, TJ-16 | | |
| | HIGHAM, LANCE-16 | KISHWAUKEE, IL | 1:43.89 | - |
| | BETZ, BEN-16 | GRESHOLDT, MARK-16 | | |
| | 19 Y0118 | ROBISON, ZACH-18 | | |
| | FIGH, MATTHEW-15 | MONTGOMERY YMCA, A | 1:43.94 | - |
| | WATKINS, GEORGE-16 | WEIMER, BRAXTON-18 | | |
| | 20 CHESHIRE BR, CT | JONES, DAVID-18 | | |
| | BUDRIS, KEVIN-16 | CHESHIRE BR, CT | 1:44.00 | - |
| | HEATH, ERIC-16 | CARROLL, JUSTIN-16 | | |
| | 21 Y6795 | NORMAN, KEVIN-16 | | |
| | SMITH, MATT A-16 | ROANOKE CNTRL, VA | 1:44.10 | - |
| | MCLEOD, GEOFF-16 | HUNTER, CHARLIE-16 | | |
| | 22 Y5907 | GUSTAFSON, ADAM-17 | | |
| | BOXER, ERIC-16 | READING/BERKS, PA | 1:44.41 | - |
| | MAURER, CHRIS-17 | ROBINSON, BEN-15 | | |
| | 23 Y7061 | HENLY, MARK-16 | | |
| | BEAUMIER, BILL-16 | GTR GREEN BAY, WI | 1:44.51 | - |
| | RICHARD, MATT-16 | ADELMAYER, BRYAN-15 | | |
| | 24 Y5025 | RYAN, MIKE-15 | | |
| | BURNS, BRETT-16 | COUNTRYSIDE Y, OH | 1:44.69 | - |
| | SEVERSON, ERIC-18 | BLOHM, MARK-17 | | |
| | 25 Y5637 | TOPITS, JASON-17 | | |
| | COLLINS, ADAM-17 | WEST SHORE YMCA, P | 1:45.00 | - |
| | HERMAN, BRIAN-18 | BENION, SCOTT-15 | | |
| | 26 Y5938 | SLACK, TIM-17 | | |
| | BROWN, NICK-16 | STATE COLLEGE, PA | 1:45.30 | - |
| | VALETOV, ANATOLI-19 | WHITTAM, BEN-17 | | |
| | 27 Y6749 | PRIOR, ANDY-16 | | |
| | WALTERS, DANIEL-16 | SOUTHSIDE VIRGINIA | 1:45.47 | - |
| | MOSHER, COREY-18 | FINN, JOEY-14 | | |
| | 28 Y4510 | GAULDING, ROBERT-16 | | |
| | CHESSON, WIN-14 | CHAPEL HL-CARBOR, N | 1:45.98 | - |
| | | HUCKABEE, RYAN-15 | | |

1998 NATIONAL YMCA LONG COURSE
SWIMMING CHAMPIONSHIPS

Complete Meet Results-LC Meters

| | | | | | | | |
|----|-----------------|-----------------------|-----------------------------|----|-------|---------------------|----------------------------|
| 29 | Y2849 | HOYLE, JOSEPH-16 | BARRETT, DEVIN-15 | 47 | Y5939 | BURANT, RYAN-18 | THILL, GEOFF-14 |
| | | MONAGHAN, MICHAEL-17 | SO SHORE QUINCY, MA 1:46.45 | - | | DOWNEY, JEFF-18 | POCONO FAMILY, PA 1:50.98 |
| | | MARTORANO, ANDREW-15 | SCHNEIDER, JEFFREY-15 | | | FISHER, KURT-17 | DUFFY, RORY-16 |
| 30 | Y3765 | | PEPE, NICK-14 | - | 48 | LAKE COUNTY, IL | ELLIS, MATT-18 |
| | | BOTHAM, DAVID-17 | HAMILTON AREA, NJ 1:46.51 | - | | LONDONO, LEO-15 | LAKE COUNTY, IL 1:51.13 |
| | | SEETH, DAN-15 | SWANEY, DWIGHT-16 | | | BEAMAN, JAMES-15 | LONDONO, DANNY-13 |
| 31 | Y1139 | | DESANDRE, ROBERT-16 | - | 49 | Y2365 | BELANGER, TYLER-16 |
| | | MERRILL, DANIEL-17 | UPPER MONTGOMERY, M 1:46.71 | - | | | CENTRAL KENTUCKY 1:51.24 |
| | | CARDY, DANIEL-15 | ROOD, JOE-16 | | | GUSKEY, MICHAEL-16 | HOWARD, JARED-15 |
| 32 | Y4628 | | MILLER, JOHN-17 | - | 50 | Y7077 | SPITTLER, FELIX-14 |
| | | BRADFORD, PATRICK-16 | WINSTON-SALEM, NC 1:46.93 | - | | | GENEVA LAKES, WI 1:51.43 |
| | | HUMPHREY, BEN-14 | BOYER, TIM-16 | | | OGLESBY, MATT-18 | CULP, JAY-15 |
| 33 | Y6765 | | WILLARD, BRAD-16 | - | 51 | JOLIET AREA, IL | CULP, GEOFF-16 |
| | | ARTHUR, JONATHAN-17 | PULASKI-HENSEL, VA 1:46.97 | - | | TOBIN, KEITH-17 | JOLIET AREA, IL 1:51.48 |
| | | NEWCOMB, ROBERT-17 | GRAVLEY, GRAHAM-19 | | | DELAROSA, RAUL-17 | SMOLINSKI, PHIL-17 |
| 34 | Y1551 | | THROCKMORTON, RUSS-16 | - | 52 | Y3586 | COSGROVE, BRAD-18 |
| | | BLUSIEWICZ, A.J.-14 | AURORA FAMILY, IL 1:47.32 | - | | | GTR MANCHESTER, NH 1:51.55 |
| | | SAJESKE, NICK-15 | HUNTER, CHRISTIAN-15 | | | MELNICK, DAN-17 | VANDERBEKEN, TIM-18 |
| 35 | Y5265 | | NEUKIRCH, JOE-16 | - | 53 | Y2648 | DIONNE, LANCE-17 |
| | | RYBERG, RANDY-16 | BEAVERCREEK Y, OH 1:47.63 | - | | | BEVERLY REGION, MA 1:51.88 |
| | | POLK, WILLIE-17 | BIZZARRO, PAUL-18 | | | DAVIDSON, MATT-14 | RANTA, MARK-14 |
| 36 | NEW CANAAN, CT | | HERZOG, JODY-18 | - | 54 | Y6377 | BAZYLEWICZ, MIKE-16 |
| | | MCBRIDE, JEFF-18 | NEW CANAAN, CT 1:47.96 | - | | | GRAND PRAIRIE, TX 1:52.45 |
| | | BELANGER, MATT-14 | LAPRINO, MATT-17 | | | BOHAN, CHRIS-15 | CROUCH, TERRELL-13 |
| 37 | Y5973 | | HERRING, PHIL-14 | - | 55 | Y5927 | ADCOCK, ZACHARY-15 |
| | | JUCHA, BRIAN-16 | WASHINGTON Y, PA 1:48.02 | - | | | GTR SCRANTON, PA 1:52.73 |
| | | HITCHCOCK, JIM-18 | JANCO, JOHN-15 | | | HWAN, PETER-18 | PRYE, DAVID-17 |
| 38 | Y5923 | | LEONARDI, TIM-17 | - | 56 | Y5566 | O'CONNOR, MICHAEL-16 |
| | | ATKINS, JAY-15 | REGIONAL FAMILY, P 1:48.76 | - | | | SO CHESTER CTY, PA 1:53.52 |
| | | SELLERS, JAY-15 | LAUGHERTY, ROB-16 | | | SMITH, REED-14 | CLARKE, RYAN-15 |
| 39 | Y1025 | | HARVEY, TODD-18 | - | 57 | Y4813 | FEDEROFF, JOSH-14 |
| | | PEREZ, CHRISTOPHR-14 | WILTON FAMILY, CT 1:48.88 | - | | | WM & H CLIPPARD, O 1:53.59 |
| | | RINK, CHRISTOPHR-15 | MEEKER, JOSEPH-14 | | | HUEY, DANNY-14 | RENNEKAMP, KEITH-18 |
| 40 | Y0931 | | KUNST, KANE-15 | - | 58 | Y3783 | TENBRINK, KELLY-16 |
| | | MORRISON, JAMIE-15 | FAIRFIELD YMCA, CT 1:49.05 | - | | | METUCHEN-EDISON, N 1:53.70 |
| | | KINNEY, CHRIS-16 | TIERNEY, SEAN-14 | | | BURSTEIN, SETH-17 | LI, KELVIN-15 |
| 41 | SPARTANBURG, SC | | BROPHY, SEAN-15 | - | 59 | Y5995 | NEUBERGER, JOHN-18 |
| | | PULSKAMP, BENJAMIN-15 | SPARTANBURG, SC 1:49.08 | - | | | YORK & YORK CO, PA 1:54.04 |
| | | POOLE, BRAD-13 | PULSKAMP, ANDREW-17 | | | WILLIAMS, PETER-14 | ALLISON, MICHAEL-14 |
| 42 | Y3685 | | BOYD, JOSH-15 | - | 60 | Y7073 | TRUMP, MICHAEL-15 |
| | | CINKEWICZ, MIKE-16 | FANWOOD/SCOTCH PLN 1:49.62 | - | | | LA CROSSE AREA, WI 1:54.31 |
| | | KARELUS, CHRIS-18 | WETLESEN, CHRIS-17 | | | GILL, BEN-14 | KLOS, COURTNEY-15 |
| 43 | Y1205 | | WAGNER, JEFF-17 | - | 61 | Y0000 | STUHR, ADAM-15 |
| | | DIEBOLD, RICHARD-15 | PLAYGROUND AREA, F 1:49.66 | - | | | STEUENVILLE Y, OH 1:56.46 |
| | | LIPPERT, CAMERON-15 | BUTEAU, GOEFFREY-15 | | | CALABRIA, JOSEPH-16 | RUNCO, ROBERT-14 |
| 44 | Y2601 | | PIOWATY, JOHN-18 | - | 62 | Y5107 | TACZAK, DAVID-17 |
| | | HEIDEMANN, ZACH-15 | WSTN/CATONSVILLE, M 1:49.71 | - | | | MARION FAMILY, OH 1:59.83 |
| | | JACKSON, WINSTON-18 | WALLACE, TIM-18 | | | TIMBERLAKE, J.R.-15 | GAY, JOSHUA-14 |
| 45 | Y2583 | | YARBROUGH, JUSTIN-14 | - | | DAVIS, TYSON-15 | SCHALMO, JAMES-15 |
| | | CLEMSON, DANIEL-14 | ANNE ARUNDEL CO, MD 1:50.21 | - | | | ROWAN COUNTY, NC DQ |
| | | FONDREN, CHAD-16 | ROBERTO, JESS-16 | | | Y4618 | SWIGON, MICHAEL-17 |
| 46 | Y7169 | | DAVIS, MICHAEL-15 | - | | | DESORBO, ANDREW-16 |
| | | HALL, BEN-17 | STEVENS POINT, WI 1:50.89 | - | | Y3067 | OAK PARK YMCA, MI DQ |
| | | | PRINCE, COREY-16 | | | | HILL, JUSTIN-15 |

1998 NATIONAL YMCA LONG COURSE
SWIMMING CHAMPIONSHIPS

Complete Meet Results-LC Meters

| WILSON, CHAD-15 | | WILSON, JOSH-17 | | | |
|--|-------------------|-----------------|--------------------|---------|-----|
| PL | Name | Age | Team | Finals | Pts |
| Event 23 Women 50 Breast | | | | | |
| NATIONAL: * 33.48 K. JONES - S.COMMUNITY Y, OH 08/97 | | | | | |
| ===== | | | | | |
| * Finals | | | | | |
| 1 | JONES, KELLY | 15 | SO COMM FAM BR, OH | 33.99 | 20 |
| 2 | BIANCO, LIANE | 13 | WEST SHORE YMCA, P | 34.26 | 17 |
| 3 | DLUGONSKI, DEE | 15 | WASHINGTON Y, PA | 34.50 | 16 |
| 4 | STALEY, ERIKA | 17 | SO COMM FAM BR, OH | 34.97 | 15 |
| 5 | PLUMMER, MELLISSA | 16 | NEWARK YMCA, DE | 35.15 | 14 |
| 6 | RADER, ASHLEY | 16 | STRATFORD YMCA, CT | 35.41 | 13 |
| 7 | DUGGAN, SHANNON | 14 | WILTON FAMILY, CT | 35.76 | 12 |
| 8 | HUFF, AMANDA | 14 | ROWAN COUNTY, NC | 36.08 | 11 |
| * Consolations | | | | | |
| 9 | DELMUNDO, MARIA | 14 | FLUSHING YMCA, NY | 35.85 | 9 |
| 10 | TOWER, LAUREN | 15 | WINSTON-SALEM, NC | 36.00 | 7 |
| 11 | KOZIMER, AUTUMN | 16 | M E LYONS YMCA, OH | 36.13 | 6 |
| 12 | KUCZMARSKI, KATIE | 14 | NEWARK YMCA, DE | 36.33 | 5 |
| 13 | GARRATT, BETSY | 17 | PULASKI-HENSEL, VA | 36.36 | 4 |
| 14 | HASSELSCHWERT, M. | 15 | DEFIANCE AREA, OH | 36.47 | 3 |
| 15 | KEYES, SARAH | 18 | M E LYONS YMCA, OH | 36.60 | 2 |
| 16 | NEIGHBORS, ASHLEY | 15 | ROANOKE CNTRL, VA | 36.68 | 1 |
| PL | Name | Age | Team | Prelims | Pts |
| ===== | | | | | |
| 1 | JONES, KELLY | 15 | SO COMM FAM BR, OH | 34.88 | - |
| 2 | BIANCO, LIANE | 13 | WEST SHORE YMCA, P | 35.26 | - |
| 3 | PLUMMER, MELLISSA | 16 | NEWARK YMCA, DE | 35.27 | - |
| 4 | DLUGONSKI, DEE | 15 | WASHINGTON Y, PA | 35.31 | - |
| 5 | HUFF, AMANDA | 14 | ROWAN COUNTY, NC | 35.32 | - |
| 6 | STALEY, ERIKA | 17 | SO COMM FAM BR, OH | 35.60 | - |
| 7 | DUGGAN, SHANNON | 14 | WILTON FAMILY, CT | 35.72 | - |
| 8 | RADER, ASHLEY | 16 | STRATFORD YMCA, CT | 35.78 | - |
| 9 | KOZIMER, AUTUMN | 16 | M E LYONS YMCA, OH | 35.97 | - |
| 10 | GARRATT, BETSY | 17 | PULASKI-HENSEL, VA | 35.98 | - |
| 11 | DELMUNDO, MARIA | 14 | FLUSHING YMCA, NY | 36.02 | - |
| 12 | KUCZMARSKI, KATIE | 14 | NEWARK YMCA, DE | 36.16 | - |
| 13 | KEYES, SARAH | 18 | M E LYONS YMCA, OH | 36.24 | - |
| 14 | HASSELSCHWERT, M. | 15 | DEFIANCE AREA, OH | 36.26 | - |
| 15 | NEIGHBORS, ASHLEY | 15 | ROANOKE CNTRL, VA | 36.46 | - |
| 16 | TOWER, LAUREN | 15 | WINSTON-SALEM, NC | 36.50 | - |
| 17 | BAUS, ANNE | 14 | FOND DU LAC, WI | 36.57 | - |
| 18 | CAMBELL, KRISTIN | 17 | WEST SHORE YMCA, P | 36.66 | - |
| 19 | LANGAN, SARAH | 16 | MONTCLAIR YMCA, NJ | 36.76 | - |
| 20 | HUNTER, KATIE | 15 | GAMBLE-NIPPERT, OH | 36.81 | - |
| 21 | MOATZ, LESLIE | 15 | BOYERTOWN AREA, PA | 37.00 | - |
| 22 | KNOX, SUSANNAH | 14 | MONTCLAIR YMCA, NJ | 37.04 | - |
| 23 | GRIFFITH, ALLISON | 16 | HAGERSTOWN, MD | 37.07 | - |
| 24 | RYE, TRICIA | 15 | M E LYONS YMCA, OH | 37.08 | - |
| 24 | GIBSON, HAYLEY | 12 | PALISADES MALIBU,C | 37.08 | - |
| 26 | GLAZE, KATE | 14 | MASISON WEST, WI | 37.10 | - |

| | | | | | |
|----|--------------------|----|--------------------|-------|---|
| 27 | WHEATLEY, AMY | 13 | MONTGOMERY YMCA, A | 37.17 | - |
| 28 | NG, ANNA | 17 | FLUSHING YMCA, NY | 37.21 | - |
| 29 | LOCY, CATIE | 15 | APPLETON Y, WI | 37.25 | - |
| 30 | AMUNDSEN, KRISTIN | 13 | WEST SHORE YMCA, P | 37.35 | - |
| 31 | TURNER, TIFFANY | 13 | M E LYONS YMCA, OH | 37.42 | - |
| 32 | HAUSER, PAULA | 18 | BLUE ASH Y, OH | 37.44 | - |
| 33 | CROUSE, ERIN | 15 | YORK & YORK CO, PA | 37.45 | - |
| 34 | HATFIELD, LEXI | 15 | PULASKI-HENSEL, VA | 37.61 | - |
| 34 | KATZ, LAUREN | 15 | FLUSHING YMCA, NY | 37.61 | - |
| 36 | BAILEY, NOELLE | 18 | SO COMM FAM BR, OH | 37.65 | - |
| 37 | STANGO, MELISSA | 14 | CHESHIRE BR, CT | 37.66 | - |
| 38 | QUINN, KRISTIN | 13 | PALISADES MALIBU,C | 37.72 | - |
| 39 | WOODS, KENLEY | 13 | M E LYONS YMCA, OH | 37.73 | - |
| 40 | WILLIAMS, JENNIFER | 16 | YORK & YORK CO, PA | 37.87 | - |
| 40 | SMITH, AMANDA | 15 | YORK & YORK CO, PA | 37.87 | - |
| 42 | LADKY, CAROLINE | 17 | SCHROEDER MIL, WI | 37.94 | - |
| 43 | BROXTERMAN, CINDY | 17 | POWEL CROSLY, OH | 37.96 | - |
| 44 | SAKOLSKY, JENNA | 13 | MONTCLAIR YMCA, NJ | 38.01 | - |
| 45 | CLARKE, MELINDA | 17 | PULASKI-HENSEL, VA | 38.02 | - |
| 46 | HAGEN, JENNY | 12 | POWEL CROSLY, OH | 38.06 | - |
| 47 | HUTTER, MARISSA | 18 | PALISADES MALIBU,C | 38.07 | - |
| 48 | DEVLIN, ERIN | 12 | HAMILTON AREA, NJ | 38.11 | - |
| 49 | MENZEL, JACCI | 15 | STEVENS POINT, WI | 38.14 | - |
| 50 | SMITH, KIM | 16 | COUNTRYSIDE Y, OH | 38.28 | - |
| 50 | PANG, ERICA | 13 | TOWSON BRANCH, MD | 38.28 | - |
| 52 | BROCKMAN, BETSY JO | 14 | CLERMONT YMCA, OH | 38.30 | - |
| 53 | SCHAFFER, SARAH | 14 | ANNE ARUNDEL CO,MD | 38.31 | - |
| 54 | FRANCIS, MICHELLE | 14 | CHESHIRE BR, CT | 38.35 | - |
| 55 | KRALJIC, ELIZABETH | 14 | MONTCLAIR YMCA, NJ | 38.39 | - |
| 56 | BUSSE, KRIS | 14 | BLUE ASH Y, OH | 38.41 | - |
| 57 | DOVEC, CHRISTINE | 15 | STEBENVILLE Y, OH | 38.47 | - |
| 58 | SHEPARD, MEAGHAN | 18 | WSTN/CATONSVILLE,M | 38.52 | - |
| 59 | CANNELL, DEIRDRE | 13 | NEW CANAAN, CT | 38.53 | - |
| 60 | POGUE, NATALIE | 15 | WILMINGTON FAM, NC | 38.56 | - |
| 61 | MCLOUGHLIN, KATE | 16 | COUNTRYSIDE Y, OH | 38.60 | - |
| 62 | ARNOLD, LIBBY | 16 | SCHROEDER MIL, WI | 38.65 | - |
| 62 | DICKIE, HANNAH | 14 | BEVERLY REGION, MA | 38.65 | - |
| 64 | WEBBER, MORGAN | 16 | GENEVA LAKES, WI | 38.66 | - |
| 64 | PATTERSON, RYAN | 14 | METUCHEN-EDISON, N | 38.66 | - |
| 66 | KORNACK, HEATHER | 15 | HOCKOMOCK AREA, MA | 38.75 | - |
| 67 | DEVRIES, JULIE | 14 | MASISON WEST, WI | 38.76 | - |
| 68 | RANDALL, JACLYN | 12 | LIMA FAMILY, OH | 38.82 | - |
| 69 | SUJANSKY, DIANE | 13 | ALLEGHENY VAL, PA | 38.93 | - |
| 70 | GRABOYES, JENNIFER | 17 | PULASKI-HENSEL, VA | 38.94 | - |
| 71 | WESTPHAL, LINDY | 16 | GTR GREEN BAY, WI | 38.95 | - |
| 72 | BEARD, SABA | 15 | SO COMM FAM BR, OH | 38.96 | - |
| 72 | EYLER, KRISTI | 15 | HARFORD COUNTY, MD | 38.96 | - |
| 72 | MAYFIELD, TIFFANY | 15 | MEADVILLE YMCA, PA | 38.96 | - |
| 75 | RYDER, HOLLY | 13 | PULASKI-HENSEL, VA | 38.97 | - |
| 76 | BUCK, MICHELLE | 16 | BEAVERCREEK Y, OH | 38.98 | - |
| 77 | DU, CRYSTAL | 13 | REGIONAL FAMILY, P | 39.00 | - |
| 78 | FROMM, LAURA | 13 | WEST SHORE YMCA, P | 39.01 | - |
| 79 | DILL, JENI | 14 | MASISON WEST, WI | 39.03 | - |
| 80 | VARNER, JORDAN | 13 | COUNTRYSIDE Y, OH | 39.04 | - |

1998 NATIONAL YMCA LONG COURSE
SWIMMING CHAMPIONSHIPS

Complete Meet Results-LC Meters

| | | | | | | | | | | |
|-----|--------------------|-----------------------|-------|---|---|-----------------------|-------|--------------------|--------|------|
| 81 | MCDONALD, CELESTE | 16 MARION COUNTY, FL | 39.06 | - | 135 CASANOVAS, ARIANA | 15 HAZLETON YMCA, PA | 40.49 | - | | |
| 81 | ROSENDALL, EMILY | 13 GRAND RAPIDS SE, M | 39.06 | - | 136 HOLLAND, ALYSSA | 17 SOUTHSIDE VIRGINIA | 40.57 | - | | |
| 83 | DELLAGIOVANNA, D. | 17 FLUSHING YMCA, NY | 39.09 | - | 137 ADAMSON, ERIN | 18 POWEL CROSLEY, OH | 40.62 | - | | |
| 84 | FARRA, JESSICA | 14 BEAVERCREEK Y, OH | 39.12 | - | 138 BARNES, KRISTY | 17 BRANDYWINE BR, PA | 40.64 | - | | |
| 84 | AGUIAR, NICOLE | 17 ANNE ARUNDEL CO,MD | 39.12 | - | 139 GIFFING, VERONICA | 14 SO CHESTER CTY, PA | 40.66 | - | | |
| 86 | GIFFING, BLAIR | 16 SO CHESTER CTY, PA | 39.14 | - | 140 GLISH, KELLY | 12 FLINT YMCA, MI | 40.67 | - | | |
| 87 | DAVIDSON, JESSICA | 13 BEVERLY REGION, MA | 39.20 | - | 141 MULLIKEN, HOLLACE | 13 DOOR COUNTY, WI | 40.73 | - | | |
| 88 | DAVIES, STEPHANIE | 14 WILTON FAMILY, CT | 39.23 | - | 142 WALL, LESLEY | 15 RAPPAHANNOCK, VA | 40.78 | - | | |
| 89 | SHEPHERD, ERIN | 17 BEVERLY REGION, MA | 39.27 | - | 143 WEBB, ERIN | 16 GTR GREEN BAY, WI | 40.81 | - | | |
| 90 | BOWMAN, TORIE | 15 MONTGOMERY YMCA, A | 39.30 | - | 144 HARDENBROOK, L. | 14 BRANDYWINE BR, PA | 40.84 | - | | |
| 91 | MILENKEVICH, S. | 17 VALLEY YMCA, CT | 39.31 | - | 145 TIERNEY, LIZ | 17 LA CROSSE AREA, WI | 40.88 | - | | |
| 91 | BAUER, ALISON | 14 COUNTRYSIDE Y, OH | 39.31 | - | 146 SHUPP, HEATHER | 15 BRANDYWINE BR, PA | 40.89 | - | | |
| 91 | SLONAKER, ERIN | 15 BOYERTOWN AREA, PA | 39.31 | - | 147 HAWES, MAGGIE | 15 NEW CANAAN, CT | 40.95 | - | | |
| 94 | VOYTKO, LISA | 18 ALLEGHENY VAL, PA | 39.32 | - | 148 DRESS, SOPHIE | 14 HOWARD COUNTY, MD | 40.96 | - | | |
| 95 | GRAMS, ERIN | 13 GTR GREEN BAY, WI | 39.34 | - | 149 HILDEBRAND, DAWN | 17 WM & H CLIPPARD, O | 41.00 | - | | |
| 96 | DESI, MAUREEN | 17 GTR WESTFIELD, MA | 39.36 | - | 150 LEGER, SIMONE | 15 KISHWAUKEE, IL | 41.05 | - | | |
| 96 | DWYER, KATIE | 14 PALISADES MALIBU,C | 39.36 | - | 151 HUFF, KYNDRA | 13 HAMILTON WEST, OH | 41.07 | - | | |
| 98 | LAPINSKI, EMILY | 18 OAK PARK YMCA, MI | 39.37 | - | 152 OSTMAN, PETRA | 15 FOND DU LAC, WI | 41.08 | - | | |
| 99 | FETTER, AMANDA | 13 RAPPAHANNOCK, VA | 39.38 | - | 153 WRIGHT, KELLY | 16 GTR BURLINGTON, VT | 41.16 | - | | |
| 100 | RESTIVO, MICHAELA | 14 FLUSHING YMCA, NY | 39.42 | - | 154 DIMICHELE, LESLIE | 13 BEVERLY REGION, MA | 41.22 | - | | |
| 101 | CRAUMER, CAITLIN | 15 DARIEN YMCA, CT | 39.44 | - | 154 CHONG, NORI | 13 GAMBLE-NIPPERT, OH | 41.22 | - | | |
| 102 | LOLKUS, STACY | 13 FT WAYNE-CENTL, IN | 39.46 | - | 156 WILLIAMS, LAURA | 14 NEW CANAAN, CT | 41.32 | - | | |
| 103 | MARQUEZ, MELISSA | 14 UNIONTOWN AREA, PA | 39.47 | - | 157 HARTZ, CANDICE | 17 MARION FAMILY, OH | 41.40 | - | | |
| 104 | MEDAGLIO, DANA | 13 ANDOVER, MA | 39.50 | - | 158 LEDDY, DANA | 14 NEW CANAAN, CT | 41.58 | - | | |
| 105 | KRETZ, JESSICA | 13 WASHINGTON Y, PA | 39.52 | - | 159 SWIGON, BETHANY | 13 ROWAN COUNTY, NC | 41.62 | - | | |
| 106 | FENTON, DEIRDRE | 16 METUCHEN-EDISON, N | 39.57 | - | 160 PENGFISH, SARAH | 13 YORK & YORK CO, PA | 41.65 | - | | |
| 107 | HAMM, KATHLEEN | 13 NEW CANAAN, CT | 39.59 | - | 161 LEIBY, ALISON | 14 ANNE ARUNDEL CO,MD | 41.69 | - | | |
| 108 | TOMKINS, HOLLY | 15 TRI-CITY FAM, KY | 39.63 | - | 162 ETRING, TRACY | 15 FLUSHING YMCA, NY | 41.70 | - | | |
| 109 | BROWN, ANNA | 14 HAGERSTOWN, MD | 39.69 | - | 163 JOHN, KATIE | 14 BRANDYWINE BR, PA | 41.74 | - | | |
| 110 | FITZPATRICK, A. | 13 STRATFORD YMCA, CT | 39.70 | - | 164 ECKER, JENNIFER | 17 WSTN/CATONSVILLE,M | 41.77 | - | | |
| 110 | BETTS, JENNIFER | 13 POWEL CROSLEY, OH | 39.70 | - | 165 RIBELIN, NETTIE | 16 ROWAN COUNTY, NC | 41.93 | - | | |
| 112 | BUCCERI, KATHERINE | NW CONNECTICUT, CT | 39.71 | - | 166 MANION, JENNA | 15 VALLEY YMCA, CT | 41.98 | - | | |
| 113 | CLAIRBORN, KATY | 18 GTR MANCHESTER, NH | 39.74 | - | 167 MCLOUGHLIN, MOLLY | 14 COUNTRYSIDE Y, OH | 42.10 | - | | |
| 114 | SWEITZER, SARAH | 14 OLEAN YMCA, NY | 39.75 | - | 168 MICKINAK, MOLLY | 14 REGIONAL FAMILY, P | 42.15 | - | | |
| 115 | STRUNK, JESSIKA | 15 READING/BERKS, PA | 39.81 | - | 169 IRVIN, CHELSEA | 13 ALLEGHENY VAL, PA | 42.22 | - | | |
| 116 | TUTEN, TARA | 16 MARIETTA FAM, OH | 39.85 | - | 170 CHRYSOSTOMIDES, A. | 12 PULASKI-HENSEL, VA | 42.28 | - | | |
| 117 | HAYES, KIM | 14 BEVERLY REGION, MA | 39.89 | - | 171 MORRIS, JESSICA | 16 WM & H CLIPPARD, O | 42.48 | - | | |
| 117 | NIZINSKI, JULIA | 12 ANDOVER, MA | 39.89 | - | 172 NADER, JENNA | 14 WASHINGTON Y, PA | 42.53 | - | | |
| 119 | BRADLEY, SARAH | 17 OSHKOSH COMM, WI | 39.90 | - | 173 SPRADLIN, KYNDAL | 12 ROANOKE CNTRL, VA | 42.71 | - | | |
| 119 | RUSH, REGINA | 13 RARITAN VALLEY, NJ | 39.90 | - | ===== | | | | | |
| 121 | REED, ELIZABETH | 14 GTR BURLINGTON, VT | 39.98 | - | Event 24 Men 50 Breast | | | | | |
| 122 | KELLERSMAN, SARA | 15 CHESHIRE BR, CT | 39.99 | - | NATIONAL: * 29.56 R. HENIKMAN - MANSFIELD, OH 08/96 | | | | | |
| 123 | KOPAJTIC, LAUREN | 16 HARFORD COUNTY, MD | 40.00 | - | PL | Name | Age | Team | Finals | Pts |
| 123 | SUTYAK, JAMIE | 13 REGIONAL FAMILY, P | 40.00 | - | ----- | | | | | |
| 125 | GAFFNEY, LAUREN | 14 MARION COUNTY, FL | 40.08 | - | * Finals | | | | | |
| 126 | DOVEC, BETSY | 17 STEUBENVILLE Y, OH | 40.10 | - | 1 | FIDEN, DREW | 18 | SO COMM FAM BR, OH | 30.47 | 20 |
| 127 | PORTER, RACHEL | 17 MARION COUNTY, FL | 40.12 | - | 2 | GUSKEY, MICHAEL | 16 | CENTRAL KENTUCKY | 30.89 | 17 |
| 128 | CRUM, CARRIE | 17 GTR WESTFIELD, MA | 40.19 | - | 3 | FOSTER, ROBBIE | 17 | FRANKFORT Y, KY | 31.11 | 16 |
| 129 | LABERGE, KELSEN | 16 TOWSON BRANCH, MD | 40.22 | - | 4 | KAUSCHER, ROB | 15 | M E LYONS YMCA, OH | 31.51 | 15 |
| 130 | BARTHOLOMEW, K. | 16 WESTFIELD Y, NJ | 40.23 | - | 5 | MAURER, CHRIS | 17 | READING/BERKS, PA | 31.53 | 14 |
| 131 | GRIBBLE, TIFFANY | 13 GALION COMM, OH | 40.24 | - | 6 | SMITH, MATT | 17 | M E LYONS YMCA, OH | 31.70 | 13 |
| 132 | RAMAGE, CASSIDY | 14 TOWN NORTH, TX | 40.26 | - | 7 | ELLIS, JOSH | 18 | RALEIGH, NC | 31.82 | 11.5 |
| 133 | BOBLICK, KATE | 13 OAK PARK YMCA, IL | 40.36 | - | 7 | PAPPAS, THERON | 17 | CHAMBERS MEM Y, WV | 31.82 | 11.5 |
| 134 | COX, BETH | 16 CENTRAL KENTUCKY | 40.41 | - | | | | | | |

1998 NATIONAL YMCA LONG COURSE
SWIMMING CHAMPIONSHIPS

Complete Meet Results-LC Meters

* Consolations

| | | | | | |
|----|------------------|----|--------------------|-------|---|
| 9 | ADELMAYER, BRYAN | 15 | GTR GREEN BAY, WI | 31.67 | 9 |
| 10 | BURNS, BRETT | 16 | COUNTRYSIDE Y, OH | 31.93 | 7 |
| 11 | HUBER, TOM | 18 | POWEL CROSLEY, OH | 32.12 | 6 |
| 12 | KUETTLER, JOHN | 18 | NW DUPAGE YMCA, IL | 32.25 | 5 |
| 13 | WHITTAM, BEN | 17 | STATE COLLEGE, PA | 32.45 | 4 |
| 14 | TUCKER, ROBERT | 17 | CHAMBERS MEM Y, WV | 32.54 | 3 |
| 15 | COLLINS, ADAM | 17 | WEST SHORE YMCA, P | 32.75 | 2 |
| 16 | BALS, JOHN | 17 | MICHIANA INC, IN | 33.18 | 1 |

| | | | | | |
|----|--------------------|----|---------------------|-------|---|
| 43 | WEBBER, LEE | 15 | GRAND PRAIRIE, TX | 34.20 | - |
| 44 | RANDALL, JACOB | 13 | LIMA FAMILY, OH | 34.23 | - |
| 45 | WHALEY-TOBIN, ADAM | 15 | SO SHORE QUINCY, MA | 34.27 | - |
| 46 | ANDERSON, ALEX | 14 | LA CROSSE AREA, WI | 34.29 | - |
| 47 | ARMBRUSTER, JAMES | 16 | GTR SCRANTON, PA | 34.31 | - |
| 48 | MOORE, CAMERON | 15 | SO COMM FAM BR, OH | 34.32 | - |
| 49 | DUFFY, RORY | 16 | POCONO FAMILY, PA | 34.35 | - |
| 50 | SHOEMAKER, PAT | 15 | SOMERSET HILLS, NJ | 34.36 | - |
| 50 | WURSTHORN, ERIC | 17 | FLUSHING YMCA, NY | 34.36 | - |
| 52 | CHIOU, STEVE | 15 | SOMERSET HILLS, NJ | 34.37 | - |
| 53 | PARKER, KEITH | 16 | RAPPAHANNOCK, VA | 34.40 | - |
| 54 | MULDER, DERRICK | 15 | PIEDMONT FAMILY, V | 34.57 | - |
| 55 | JONES, DAVID | 18 | MONTGOMERY YMCA, A | 34.60 | - |
| 56 | HOGAN, TIMOTHY | 17 | FLUSHING YMCA, NY | 34.64 | - |
| 57 | AGNER, MATTHEW | 18 | ROWAN COUNTY, NC | 34.72 | - |
| 58 | HUNTER, CHRISTIAN | 15 | AURORA FAMILY, IL | 34.76 | - |
| 59 | STARK, DAN | 15 | CHAPEL HL-CARBOR, N | 34.83 | - |
| 60 | ARTHUR, JONATHAN | 17 | PULASKI-HENSEL, VA | 34.84 | - |
| 61 | COOPER, DREW | 18 | SO CHESTER CTY, PA | 34.97 | - |
| 62 | CASHELL, ELIOT | 16 | CHAMBERS MEM Y, WV | 34.98 | - |
| 63 | HALL, BEN | 17 | STEVENS POINT, WI | 35.30 | - |
| 64 | HITCHCOCK, JIM | 18 | WASHINGTON Y, PA | 35.32 | - |
| 65 | RESTIVO, ZACHARY | 17 | FLUSHING YMCA, NY | 35.36 | - |
| 66 | DOEMLAND, C. | 13 | WEST SHORE YMCA, P | 35.37 | - |
| 67 | THROCKMORTON, COLE | 15 | PULASKI-HENSEL, VA | 35.39 | - |
| 68 | GREEN, JUSTIN | 14 | COUNTRYSIDE Y, OH | 35.43 | - |
| 69 | SCHALMO, ROBERT | 17 | MARION FAMILY, OH | 35.44 | - |
| 70 | WETLESEN, CHRIS | 17 | FANWOOD/SCOTCH PLN | 35.61 | - |
| 71 | LANG, ALEX | 18 | RAPPAHANNOCK, VA | 35.66 | - |
| 71 | SWENSON, CHRIS | 16 | FANWOOD/SCOTCH PLN | 35.66 | - |
| 73 | HARLAN, JOHN | 16 | SHADES VALLEY, AL | 35.68 | - |
| 74 | PANG, MICHAEL | 17 | TOWSON BRANCH, MD | 35.71 | - |
| 75 | EDWARDS, GLADSTONE | 15 | FLUSHING YMCA, NY | 35.73 | - |
| 76 | WANDELL, SCOTT | 16 | FRANKFORT Y, KY | 35.74 | - |
| 77 | O'LAUGHLIN, ANDREW | 15 | TOWSON BRANCH, MD | 35.77 | - |
| 78 | HAMM, MATT | 16 | WESTERN MONMOUTH, N | 35.83 | - |
| 79 | JOHNS, GREGORY | 17 | VALLEY YMCA, CT | 35.86 | - |
| 80 | DAVIS, MICHAEL | 15 | ANNE ARUNDEL CO, MD | 35.90 | - |
| 80 | BETKE, KYLE | 15 | OAK PARK YMCA, IL | 35.90 | - |
| 82 | SCHRIDER, DANIEL | 13 | POWEL CROSLEY, OH | 35.91 | - |
| 83 | LINDMARK, SHAWN | 16 | BEVERLY REGION, MA | 35.94 | - |
| 84 | DELAROSA, RAUL | 17 | JOLIET AREA, IL | 35.98 | - |
| 85 | BART, DAVE | 38 | STEVENS POINT, WI | 36.04 | - |
| 86 | HOYLE, JOSEPH | 16 | CHAPEL HL-CARBOR, N | 36.12 | - |
| 87 | FERGUSON, BENJAMIN | 15 | BLUE ASH Y, OH | 36.18 | - |
| 88 | BEISCHEL, BRYAN | 14 | POWEL CROSLEY, OH | 36.21 | - |
| 88 | NEUBERGER, JOHN | 18 | METUCHEN-EDISON, N | 36.21 | - |
| 90 | DOWNY, JEFF | 18 | POCONO FAMILY, PA | 36.23 | - |
| 91 | LAWRENCE, TODD | 14 | COUNTRYSIDE Y, OH | 36.25 | - |
| 92 | DAVIDSON, MATT | 14 | BEVERLY REGION, MA | 36.34 | - |
| 93 | KINNEY, CHRIS | 16 | FAIRFIELD YMCA, CT | 36.53 | - |
| 93 | THOMPSON, ROBBIE | 16 | CENTRAL KENTUCKY | 36.53 | - |
| 95 | FEDEROFF, JON | 17 | SO CHESTER CTY, PA | 36.55 | - |
| 96 | ALLISON, MICHAEL | 14 | YORK & YORK CO, PA | 36.57 | - |

| PL | Name | Age | Team | Prelims | Pts |
|----|-------------------|-----|---------------------|---------|-----|
| 1 | FIDEN, DREW | 18 | SO COMM FAM BR, OH | 30.72 | - |
| 2 | GUSKEY, MICHAEL | 16 | CENTRAL KENTUCKY | 30.85 | - |
| 3 | FOSTER, ROBBIE | 17 | FRANKFORT Y, KY | 31.22 | - |
| 4 | ELLIS, JOSH | 18 | RALEIGH, NC | 31.60 | - |
| 5 | KAUSCHER, ROB | 15 | M E LYONS YMCA, OH | 31.63 | - |
| 6 | MAURER, CHRIS | 17 | READING/BERKS, PA | 31.80 | - |
| 7 | PAPPAS, THERON | 17 | CHAMBERS MEM Y, WV | 31.82 | - |
| 8 | SMITH, MATT | 17 | M E LYONS YMCA, OH | 31.83 | - |
| 9 | HUBER, TOM | 18 | POWEL CROSLEY, OH | 31.86 | - |
| 10 | BURNS, BRETT | 16 | COUNTRYSIDE Y, OH | 31.96 | - |
| 11 | COLLINS, ADAM | 17 | WEST SHORE YMCA, P | 32.05 | - |
| 12 | ADELMAYER, BRYAN | 15 | GTR GREEN BAY, WI | 32.35 | - |
| 13 | TUCKER, ROBERT | 17 | CHAMBERS MEM Y, WV | 32.39 | - |
| 14 | WHITTAM, BEN | 17 | STATE COLLEGE, PA | 32.61 | - |
| 15 | BALS, JOHN | 17 | MICHIANA INC, IN | 32.67 | - |
| 16 | KUETTLER, JOHN | 18 | NW DUPAGE YMCA, IL | 32.68 | - |
| 17 | JACOB, PAUL | 16 | GAMBLE-NIPPERT, OH | 32.72 | - |
| 18 | BARTELL, BEN | | SCHROEDER MIL, WI | 32.76 | - |
| 19 | MARQUEZ, DIEGO | 16 | UNIONTOWN AREA, PA | 32.77 | - |
| 20 | ROGERS, KEVIN | 15 | POWEL CROSLEY, OH | 32.83 | - |
| 21 | MARK, RUSSELL | 18 | FLUSHING YMCA, NY | 32.89 | - |
| 22 | TOBIN, KEITH | 17 | JOLIET AREA, IL | 32.92 | - |
| 23 | HARTKE, MATTHEW | 15 | MONTCLAIR YMCA, NJ | 32.95 | - |
| 24 | SOUCIE, DAN | 15 | OLD TOWN-ORONO, ME | 32.99 | - |
| 25 | BELANGER, TYLER | 16 | LAKE COUNTY, IL | 33.05 | - |
| 26 | VALENT, DAVE | 16 | COUNTRYSIDE Y, OH | 33.08 | - |
| 27 | RHINESMITH, DAVID | 15 | ROANOKE CNTRL, VA | 33.21 | - |
| 28 | BENION, SCOTT | 15 | WEST SHORE YMCA, P | 33.30 | - |
| 29 | WALLACE, TIM | 18 | WSTN/CATONSVILLE, M | 33.32 | - |
| 30 | PRIDGEN, BRENT | 17 | MONTGOMERY YMCA, A | 33.36 | - |
| 31 | TAMAS, STEVE | 16 | STRATFORD YMCA, CT | 33.39 | - |
| 32 | STRICHER, ANDREW | 18 | BIRMINGHAM FAM, MI | 33.44 | - |
| 33 | KOOB, DAVID | 16 | M E LYONS YMCA, OH | 33.62 | - |
| 34 | ANDERSON, NICK | 15 | M E LYONS YMCA, OH | 33.65 | - |
| 35 | HERZOG, JODY | 18 | BEAVERCREEK Y, OH | 33.83 | - |
| 36 | MITCHELL, ROBERT | 13 | WEST SHORE YMCA, P | 33.84 | - |
| 37 | DICKENSON, TRAVIS | 17 | PULASKI-HENSEL, VA | 33.96 | - |
| 38 | JELENC, CHRIS | 15 | SCHROEDER MIL, WI | 34.13 | - |
| 39 | GROW, MIKE | 15 | SCHROEDER MIL, WI | 34.14 | - |
| 40 | SMITHNOSKY, JESSE | 16 | WASHINGTON Y, PA | 34.16 | - |
| 41 | BROPHY, SEAN | 15 | FAIRFIELD YMCA, CT | 34.18 | - |
| 42 | LUCAS, BRIAN | 15 | HUNTINGTON TWP, NY | 34.19 | - |

1998 NATIONAL YMCA LONG COURSE
SWIMMING CHAMPIONSHIPS

Complete Meet Results-LC Meters

| | | | |
|----------------------|------------------------|-------|---|
| 97 LAUGHERTY, ROB | 16 REGIONAL FAMILY, P | 36.60 | - |
| 98 LUX, TIM | 13 WILTON FAMILY, CT | 36.61 | - |
| 99 FARINA, DAVID | 15 WILTON FAMILY, CT | 36.65 | - |
| 100 KARABIN, DAVID | 13 NEW CANAAN, CT | 36.71 | - |
| 101 TENBRINK, KELLY | 16 WM & H CLIPPARD, O | 36.73 | - |
| 101 JONES, CHRIS | 14 HAZLETON YMCA, PA | 36.73 | - |
| 103 GILL, BEN | 14 LA CROSSE AREA, WI | 36.79 | - |
| 104 O'LEARY, JOSEPH | 17 SO SHORE QUINCY, MA | 37.03 | - |
| 105 CLARKE, JAMES | 14 PULASKI-HENSEL, VA | 37.06 | - |
| 106 BETZ, BEN | 16 KISHWAUKEE, IL | 37.14 | - |
| 107 NEUSS, MICHAEL | 15 POWEL CROSLEY, OH | 37.17 | - |
| 108 TACZAK, DAVID | 17 STEUBENVILLE Y, OH | 37.19 | - |
| 109 PARKER, DALE | 13 RAPPAHANNOCK, VA | 37.22 | - |
| 110 MEYERS, ERIC | 15 POWEL CROSLEY, OH | 37.23 | - |
| 111 WILLIAMS, PETER | 14 YORK & YORK CO, PA | 37.27 | - |
| 112 VOLZ, COLIN | 13 OAK PARK YMCA, IL | 37.43 | - |
| 113 ALEXANDER, DAN | 14 POWEL CROSLEY, OH | 37.44 | - |
| 114 FLYNN, JOSH | 16 WM & H CLIPPARD, O | 37.51 | - |
| 115 WINGERT, BRIAN | 16 CHAMBERSBURG, PA | 37.54 | - |
| 116 DIEBOLD, RICHARD | 15 PLAYGROUND AREA, F | 37.67 | - |
| 117 LANCASTER, ERIC | 16 RIDLEY AREA, PA | 37.73 | - |
| 118 NEWCOMB, WILLIAM | 14 PULASKI-HENSEL, VA | 37.80 | - |
| 118 CATELLIER, JOSH | 13 JOLIET AREA, IL | 37.80 | - |
| 120 RENNEKAMP, KEITH | 18 WM & H CLIPPARD, O | 37.98 | - |
| 121 TOLL, EDDIE | 16 WILMINGTON FAM, NC | 38.12 | - |
| 122 LI, KELVIN | 15 METUCHEN-EDISON, N | 38.33 | - |
| 123 KENWORTHY, ROSS | 13 BRANDYWINE BR, PA | 38.42 | - |
| 124 DICKS, BILLY | 15 RAPPAHANNOCK, VA | 38.65 | - |

| | | | |
|--------------------|------------------------|-----------------|---|
| 10 ALLEN, AMY | 14 CENTRAL KENTUCKY | 1:06.41 | 7 |
| | | 1:06.41 1:06.41 | |
| 11 KELLEY, HEATHER | 17 SCHROEDER MIL, WI | 1:06.94 | 6 |
| | | 1:06.94 1:06.94 | |
| 12 NICHOLS, RUTH | 15 RALEIGH, NC | 1:07.07 | 5 |
| | | 1:07.07 1:07.07 | |
| 13 FRYER, KATHRYN | 18 ANNE ARUNDEL CO, MD | 1:07.36 | 4 |
| | | 1:07.36 1:07.36 | |
| 14 SEVERSON, KATIE | 16 COUNTRYSIDE Y, OH | 1:07.37 | 3 |
| | | 1:07.37 1:07.37 | |
| 15 MADONIA, REGAN | 18 FLUSHING YMCA, NY | 1:07.52 | 2 |
| | | 1:07.52 1:07.52 | |
| 16 TAFT, LAUREN | 14 WILTON FAMILY, CT | 1:07.83 | 1 |
| | | 1:07.83 1:07.83 | |

| PL | Name | Age | Team | Prelims | Pts |
|----|--------------------|-----|---------------------|----------|-----|
| 1 | GEOROFF, ANDREA | 15 | SO COMM FAM BR, OH | 1:05.04 | - |
| 2 | SZWEDA, MAUREEN | 17 | NW DUPAGE YMCA, IL | 1:05.24 | - |
| 3 | SCHOCK, MARY | 17 | BOYERTOWN AREA, PA | 1:05.79 | - |
| 4 | NICHOLSON, KATIE | 15 | NW DUPAGE YMCA, IL | 1:05.89 | - |
| 5 | PARKS, CATHERINE | 15 | WINSTON-SALEM, NC | 1:06.01 | - |
| 6 | ROSS, LEAH | 17 | M E LYONS YMCA, OH | 1:06.02 | - |
| 7 | CARROLL, EMILY | 14 | HAGERSTOWN, MD | 1:06.10 | - |
| 8 | URSINI, JILL | 15 | BLUE ASH Y, OH | 1:06.66 | - |
| 9 | MADONIA, REGAN | 18 | FLUSHING YMCA, NY | 1:06.73 | - |
| 10 | KELLEY, HEATHER | 17 | SCHROEDER MIL, WI | 1:07.21 | - |
| 11 | FIGH, LEIGH | 17 | MONTGOMERY YMCA, A | 1:07.22 | - |
| 12 | TAFT, LAUREN | 14 | WILTON FAMILY, CT | 1:07.37 | - |
| 13 | FRYER, KATHRYN | 18 | ANNE ARUNDEL CO, MD | 1:07.38 | - |
| 14 | ALLEN, AMY | 14 | CENTRAL KENTUCKY | 1:07.42 | - |
| 15 | SEVERSON, KATIE | 16 | COUNTRYSIDE Y, OH | 1:07.45 | - |
| 16 | NICHOLS, RUTH | 15 | RALEIGH, NC | J1:07.61 | - |
| 17 | ORR, MELISSA | 17 | SPARTANBURG, SC | J1:07.61 | - |
| 18 | TOMES, EMILY | 16 | M E LYONS YMCA, OH | 1:07.69 | - |
| 19 | ANDREWS, JAMIE | 16 | SOUTHSIDE VIRGINIA | 1:07.86 | - |
| 20 | SWANEY, ANDREA | 14 | HAMILTON AREA, NJ | 1:07.98 | - |
| 21 | OTTENBREIT, KELLY | 15 | HAMDEN/N HAVEN, CT | 1:07.99 | - |
| 22 | REYNOLDS, MICHELLE | 15 | POWEL CROSLEY, OH | 1:08.00 | - |
| 23 | O'FALLON, SARA | 17 | NAPERVILLE AREA, I | 1:08.30 | - |
| 24 | RASOR, TONYA | 16 | PLAYGROUND AREA, F | 1:08.47 | - |
| 25 | KRAMER, ANNIE | 17 | ANNE ARUNDEL CO, MD | 1:08.49 | - |
| 26 | BIRD, LAUREN | 16 | SPARTANBURG, SC | 1:08.50 | - |
| 27 | NONEMAKER, JESSICA | 14 | WEST SHORE YMCA, P | 1:08.52 | - |
| 28 | FABIANO, LAURA | 13 | MONTCLAIR YMCA, NJ | 1:08.66 | - |
| 29 | KORSEDAL, LIZ | 15 | FLINT YMCA, MI | 1:08.76 | - |
| 30 | HOLMAN, MEREDITH | 15 | SPARTANBURG, SC | 1:08.81 | - |
| 31 | MCGUIRE, BERNETTA | 14 | ROANOKE CNTRL, VA | 1:08.92 | - |
| 32 | RUTKOWSKI, SARA | 18 | SCHROEDER MIL, WI | 1:09.25 | - |
| 33 | BRUNDAGE, ALLISON | 15 | MARION COUNTY, FL | 1:09.34 | - |
| 34 | DOLAN, BECKY | 17 | BOYERTOWN AREA, PA | 1:09.47 | - |
| 35 | BURKE, ERIN | 17 | BEVERLY REGION, MA | 1:09.53 | - |
| 36 | KATZ, LAUREN | 15 | FLUSHING YMCA, NY | 1:09.68 | - |
| 37 | BUMGARDNER, RACHEL | 15 | RALEIGH, NC | 1:09.75 | - |

Event 25 Women 100 Fly

NATIONAL: * 1:03.32 A. FRITSCH - GAMBLE-NIPPERT, OH 08/91

| PL | Name | Age | Team | Finals | Pts |
|----------------|------------------|-----|--------------------|-----------------|-----|
| * Finals | | | | | |
| 1 | GEOROFF, ANDREA | 15 | SO COMM FAM BR, OH | 1:03.86 | 20 |
| | | | | 29.57 1:03.86 | |
| 2 | NICHOLSON, KATIE | 15 | NW DUPAGE YMCA, IL | 1:04.66 | 17 |
| | | | | 30.15 1:04.66 | |
| 3 | ROSS, LEAH | 17 | M E LYONS YMCA, OH | 1:04.82 | 16 |
| | | | | 30.80 1:04.82 | |
| 4 | CARROLL, EMILY | 14 | HAGERSTOWN, MD | 1:04.95 | 15 |
| | | | | 30.17 1:04.95 | |
| 5 | SZWEDA, MAUREEN | 17 | NW DUPAGE YMCA, IL | 1:05.15 | 14 |
| | | | | 30.42 1:05.15 | |
| 6 | PARKS, CATHERINE | 15 | WINSTON-SALEM, NC | 1:05.24 | 13 |
| | | | | 30.76 1:05.24 | |
| 7 | SCHOCK, MARY | 17 | BOYERTOWN AREA, PA | 1:05.75 | 12 |
| | | | | 30.86 1:05.75 | |
| 8 | URSINI, JILL | 15 | BLUE ASH Y, OH | 1:07.29 | 11 |
| | | | | 31.87 1:07.29 | |
| * Consolations | | | | | |
| 9 | FIGH, LEIGH | 17 | MONTGOMERY YMCA, A | 1:06.39 | 9 |
| | | | | 1:06.39 1:06.39 | |

1998 NATIONAL YMCA LONG COURSE
SWIMMING CHAMPIONSHIPS

Complete Meet Results-LC Meters

| | | | | | | | |
|-----------------------|-----------------------|---------|---|------------------------|-----------------------|---------|---|
| 38 ROSEN, RACHEL | 16 BEVERLY REGION, MA | 1:09.77 | - | 91 STOCKS, BAKER | 17 RALEIGH, NC | 1:12.08 | - |
| 39 CRAGGS, HOLLY | 17 MARION COUNTY, FL | 1:09.79 | - | 93 SNYDER, AUTUM | 16 WAYNESBORO FAM, VA | 1:12.11 | - |
| 40 BEAN, JENNI | 16 NW DUPAGE YMCA, IL | 1:10.02 | - | 94 HARMS, RACHEL | 15 MARION COUNTY, FL | 1:12.15 | - |
| 41 FUNK, KRISTEN | 14 MARIETTA FAM, OH | 1:10.04 | - | 95 CHILD, KRISTEN | 14 ANNE ARUNDEL CO,MD | 1:12.16 | - |
| 42 MILLER, SHANNON | 15 NW DUPAGE YMCA, IL | 1:10.05 | - | 96 ARMSTRONG, JAIMI | 17 SO TOLEDO BR, OH | 1:12.19 | - |
| 43 THELIN, TOREY | 13 DARIEN YMCA, CT | 1:10.12 | - | 97 PLEASANTS, LAUREN | 14 WINSTON-SALEM, NC | 1:12.34 | - |
| 44 BANKOVICH, BETHANY | 15 REGIONAL FAMILY, P | 1:10.13 | - | 98 NELSON, KATHLEEN | 13 UPPER MAIN LINE,PA | 1:12.35 | - |
| 45 SMITH, ALICIA | 15 SOUTHSIDE VIRGINIA | 1:10.16 | - | 99 PLACZEK, HILARY | 18 GTR WESTFIELD, MA | 1:12.36 | - |
| 46 UNDERWOOD, MEGGIE | 13 HENDERSON CO, KY | 1:10.17 | - | 100 SCHWANHAUSSER, L. | 14 WILTON FAMILY, CT | 1:12.43 | - |
| 47 WAGNER, BETH | 16 ROANOKE CNTRL, VA | 1:10.25 | - | 100 BENSON, BRITA | 15 LA CROSSE AREA, WI | 1:12.43 | - |
| 48 KAVETSKY, ANNA | 14 ANNE ARUNDEL CO,MD | 1:10.26 | - | 100 CLUKEY, CASEY | 13 M E LYONS YMCA, OH | 1:12.43 | - |
| 49 ABILDGAARD, CARRIE | 16 HAMDEN/N HAVEN, CT | 1:10.32 | - | 103 JOHNSON, AMANDA A | 13 BURMINGHAM FAM, MI | 1:12.53 | - |
| 49 GOTTSCHALK, ERIN | 13 WILMINGTON FAM, NC | 1:10.32 | - | 104 GREENSTREET, TYLER | 14 WINSTON-SALEM, NC | 1:12.56 | - |
| 51 SANDMANN, LEAH | 17 GRAND RAPIDS SE, M | 1:10.50 | - | 104 HARRIS, HEATHER | 15 LA CROSSE AREA, WI | 1:12.56 | - |
| 52 KENNEDY, KERRY | 15 WILTON FAMILY, CT | 1:10.56 | - | 106 SASSER, VIRGINIA | 13 RAPPAHANNOCK, VA | 1:12.58 | - |
| 53 WRAY, KRISTA | 13 COUNTRYSIDE Y, OH | 1:10.58 | - | 107 WILLENBORG, RACHEL | 16 MATTOON AREA, IL | 1:12.75 | - |
| 54 ANDRUSKIEWICZ, AMY | 17 NEWARK YMCA, DE | 1:10.60 | - | 108 MELVILLE, ERIN | 16 TRI-CITY FAM, KY | 1:12.79 | - |
| 55 HELMERS, MAGGIE | 17 FAIRFIELD BR, OH | 1:10.61 | - | 109 FURST, KIM | 16 NILES-BUCHANAN, MI | 1:12.89 | - |
| 56 SIMONS, JORDAN | 16 PIEDMONT FAMILY, V | 1:10.63 | - | 110 BEALS, KIM | 15 BURMINGHAM FAM, MI | 1:12.99 | - |
| 57 HONMA, KRISTEN | 16 WILMINGTON FAM, NC | 1:10.70 | - | 110 DELAGARZA, LORENA | 12 PULASKI-HENSEL, VA | 1:12.99 | - |
| 58 BAICY, SARAH | 18 RALEIGH, NC | 1:10.78 | - | 110 WEEKS, ABBY | 18 REGIONAL FAMILY, P | 1:12.99 | - |
| 59 WALDBILLIG, S. | 18 POWEL CROSLLEY, OH | 1:10.90 | - | 113 RESETAR, LORRI | 17 CHAPEL HL-CARBOR,N | 1:13.04 | - |
| 60 MEIRS, JULIE | 17 HAMILTON AREA, NJ | 1:10.91 | - | 114 CUTRELL, ERIN | 13 LIGONIER VAL, PA | 1:13.07 | - |
| 61 WHITBECK, PEGGY | 16 MEADVILLE YMCA, PA | 1:10.94 | - | 115 BLASIAK, LEAH | 16 CHAPEL HL-CARBOR,N | 1:13.15 | - |
| 62 MORRISON, AUDREY | 15 COUNTRYSIDE Y, OH | 1:11.01 | - | 115 BRADLEY, MAUREEN | 17 NW DUPAGE YMCA, IL | 1:13.15 | - |
| 63 MCHUGH, CAROLYN | 15 GAMBLE-NIPPERT, OH | 1:11.06 | - | 117 PEACOCK, ADRIENNE | 14 RALEIGH, NC | 1:13.17 | - |
| 64 DEPRESE, MICHELLE | 17 METUCHEN-EDISON, N | 1:11.07 | - | 118 MANN, ALEXA | 13 YORK & YORK CO, PA | 1:13.20 | - |
| 64 ROBISON, KATIE | 15 KISHWAUKEE, IL | 1:11.07 | - | 119 O'CONNOR, JANEEN | 17 METUCHEN-EDISON, N | 1:13.30 | - |
| 66 FISHER, SARAH | 13 WEST SHORE YMCA, P | 1:11.10 | - | 120 BALAGUER, BETSY | 13 HARFORD COUNTY, MD | 1:13.31 | - |
| 67 ATKINSON, MICHELLE | 15 RAPPAHANNOCK, VA | 1:11.17 | - | 121 HAHN, LAURA | 15 CENTRAL KENTUCKY | 1:13.33 | - |
| 68 JOHNSON, LAURA | 13 PALISADES MALIBU,C | 1:11.22 | - | 122 SNYDER, KIMBERLY | 16 CHAMBERSBURG, PA | 1:13.34 | - |
| 69 FISHER, KARI | 15 WILTON FAMILY, CT | 1:11.24 | - | 123 MRAK, NATALIE | 14 FLUSHING YMCA, NY | 1:13.43 | - |
| 69 THOMASSON, DIANE | 14 ANNE ARUNDEL CO,MD | 1:11.24 | - | 124 SMITH, JESSICA | 16 RIDLEY AREA, PA | 1:13.48 | - |
| 71 HOMAN, CHELSEA | 15 M E LYONS YMCA, OH | 1:11.25 | - | 125 DEMERS, SARAH | 12 ANDOVER, MA | 1:13.61 | - |
| 72 TOMES, MEGAN | 13 M E LYONS YMCA, OH | 1:11.27 | - | 126 GIBSEKER, PAM | 14 POWEL CROSLLEY, OH | 1:13.67 | - |
| 73 FRENCH, MEREDITH | 14 COUNTRYSIDE Y, OH | 1:11.30 | - | 126 WOOD, BREANNA | 17 M E LYONS YMCA, OH | 1:13.67 | - |
| 74 BIVONA, JAMIE | 14 WILTON FAMILY, CT | 1:11.34 | - | 128 JONES, SARAH | 16 GAMBLE-NIPPERT, OH | 1:13.68 | - |
| 75 LIEBMANN, KATIE | 15 MASISON WEST, WI | 1:11.38 | - | 129 FAUGHNAN, MEG | 14 NEW CANAAN, CT | 1:13.72 | - |
| 75 SMITH, HEATHER | 15 RALEIGH, NC | 1:11.38 | - | 130 JOHNSON, KRISTINA | 15 CENTRAL KENTUCKY | 1:13.78 | - |
| 77 WARE, MAGGIE | 15 NAPERVILLE AREA, I | 1:11.40 | - | 131 FOWLER, ELIZABETH | 16 ANNE ARUNDEL CO,MD | 1:13.87 | - |
| 78 BRYM, MELISSA | 18 MANSFIELD AREA, OH | 1:11.42 | - | 131 BURANT, APRIL | 16 STEVENS POINT, WI | 1:13.87 | - |
| 79 MICKLAS, MELANIE | 17 COUNTRYSIDE Y, OH | 1:11.45 | - | 133 PRESTON, LINDSEY | 14 CENTRAL KENTUCKY | 1:13.88 | - |
| 80 CATTRELL, CAREY | 14 WILTON FAMILY, CT | 1:11.49 | - | 134 VOGEL, KAREN | 13 BEAVERCREEK Y, OH | 1:13.93 | - |
| 81 CHAN, IRENE | 16 SOMERSET HILLS, NJ | 1:11.50 | - | 135 RIDDELL, LINDSEY | 15 DANVERS YMCA, MA | 1:13.94 | - |
| 82 HECKINGER, JESSICA | 15 NW DUPAGE YMCA, IL | 1:11.62 | - | 136 STOUFFER, STACIA | 15 HAGERSTOWN, MD | 1:14.31 | - |
| 83 KAZNECKI, LAURA | 17 BURMINGHAM FAM, MI | 1:11.67 | - | 137 BOUCHER, EILEEN | 16 NW DUPAGE YMCA, IL | 1:14.39 | - |
| 83 TURPIN, KAREN | 16 HAMILTON AREA, NJ | 1:11.67 | - | 138 MCCARTHY, LINDSAY | 14 BEVERLY REGION, MA | 1:14.40 | - |
| 85 WIMMER, JILL | 16 SO TOLEDO BR, OH | 1:11.73 | - | 138 KOEHN, ASHLEY | 14 FOND DU LAC, WI | 1:14.40 | - |
| 86 MCLAUGHLIN, JULIA | 15 SO SHORE QUINCY,MA | 1:11.78 | - | 140 FLORIO, DANIELLE | 16 MONTCLAIR YMCA, NJ | 1:14.42 | - |
| 87 KNOX, SUSANNAH | 14 MONTCLAIR YMCA, NJ | 1:11.79 | - | 141 MCDONALD, MEGAN | 18 CATAWBA VALLEY, NC | 1:14.53 | - |
| 88 WAGNER, KATIE | 14 ANNE ARUNDEL CO,MD | 1:12.00 | - | 142 PINKSTON, LAUREN | 13 SOUTHSIDE VIRGINIA | 1:14.54 | - |
| 89 LEGG, KATE | 13 PIEDMONT FAMILY, V | 1:12.03 | - | 142 BUSSE, KATIE | 12 BLUE ASH Y, OH | 1:14.54 | - |
| 90 BARRENTINE, HOLLY | 14 SO COMM FAM BR, OH | 1:12.06 | - | 144 WAKEFIELD, ANGELA | 18 M E LYONS YMCA, OH | 1:14.64 | - |
| 91 MADONIA, MICHELLE | 17 OAK PARK YMCA, IL | 1:12.08 | - | 145 RAKES, MARNI | 16 CENTRAL KENTUCKY | 1:14.81 | - |

1998 NATIONAL YMCA LONG COURSE
SWIMMING CHAMPIONSHIPS

Complete Meet Results-LC Meters

| | | | | | | | |
|------------------------|-----------------------|---------|---|------------------------|-----------------------|---------|---|
| 146 MOORE, ANNIE | 15 PULASKI-HENSEL, VA | 1:14.85 | - | 200 NADER, JENNA | 14 WASHINGTON Y, PA | 1:18.42 | - |
| 147 FAHS, STEPHANIE | 14 CENTRAL KENTUCKY | 1:14.89 | - | 201 ASHTON, MARY | 15 FLUSHING YMCA, NY | 1:18.55 | - |
| 148 GEISLER, KIM | 13 NW DUPAGE YMCA, IL | 1:15.02 | - | 202 CHONG, NORI | 13 GAMBLE-NIPPERT, OH | 1:18.75 | - |
| 149 SCHMITT, JACKLYN | 17 FLUSHING YMCA, NY | 1:15.05 | - | 203 KOS, COURTNEY | 13 ANNE ARUNDEL CO,MD | 1:18.80 | - |
| 150 CAPPARELL, MELISSA | 14 SOMERSET HILLS, NJ | 1:15.10 | - | 204 KLAINE, SARAH | 17 WM & H CLIPPARD, O | 1:19.04 | - |
| 150 BAKER, JILLIAN | 14 CENTRAL KENTUCKY | 1:15.10 | - | 205 MANCUS, MARISSA | 17 GTR SCRANTON, PA | 1:19.16 | - |
| 152 HERDER, RACHEL | 16 STEVENS POINT, WI | 1:15.13 | - | 206 SLONAKER, ERIN | 15 BOYERTOWN AREA, PA | 1:19.47 | - |
| 152 HALLETT, ERIN | 13 WEST SHORE YMCA, P | 1:15.13 | - | 207 TOFT-DUPUY, CORY | 14 DOOR COUNTY, WI | 1:19.64 | - |
| 154 GUSICK, CAROLYN | 13 METUCHEN-EDISON, N | 1:15.20 | - | 208 MOLL, SARAH | 13 PULASKI-HENSEL, VA | 1:19.66 | - |
| 155 ERWIN, SARAH | 15 BEAVERCREEK Y, OH | 1:15.23 | - | 209 JEWETT, MEGHAN | 15 CLERMONT YMCA, OH | 1:19.87 | - |
| 156 VALLANCE, LIZ | 18 COUNTRYSIDE Y, OH | 1:15.49 | - | 210 BALL, JESSICA | 15 DEFIANCE AREA, OH | 1:19.95 | - |
| 157 RICE, LESLIE | 14 UPPER MAIN LINE,PA | 1:15.53 | - | 211 WEHRENBERG, BROOKE | 15 NAPERVILLE AREA, I | 1:20.03 | - |
| 158 PION, NICOLE | 16 GTR WESTFIELD, MA | 1:15.55 | - | 212 GOAD, TAYLOR | 15 BIRMINGHAM FAM, MI | 1:21.10 | - |
| 159 TIERNEY, ERIN | 14 LA CROSSE AREA, WI | 1:15.60 | - | 213 MURRAY, ALYSSA | 17 GTR GREEN BAY, WI | 1:21.79 | - |
| 160 MARQUEZ, MELISSA | 14 UNIONTOWN AREA, PA | 1:15.63 | - | 214 CRNIC, ALLISON | 15 STATE COLLEGE, PA | 1:22.99 | - |
| 161 QUIST, ASHLEY | 17 GENEVA LAKES, WI | 1:15.73 | - | 215 TUTEN, TARA | 16 MARIETTA FAM, OH | 1:26.11 | - |
| 162 HAYES, KATIE | 17 PIEDMONT FAMILY, V | 1:15.77 | - | - SANDER, KRISTIN | 18 GAMBLE-NIPPERT, OH | DQ | - |
| 162 WRIGHT, KELLY | 16 GTR BURLINGTON, VT | 1:15.77 | - | - BARONKIN, LESLIE | 16 SPARTANBURG, SC | DQ | - |
| 164 MEHRINGER, STACEY | 14 N SUB BOSTON, MA | 1:15.84 | - | | | | |
| 165 BERTKE, ALLISON | 14 FAIRFIELD BR, OH | 1:15.93 | - | | | | |
| 166 RAYMOND, RAYNELLE | 17 BOYERTOWN AREA, PA | 1:15.94 | - | | | | |
| 167 BROWN, MELISSA | 18 OAK PARK YMCA, MI | 1:15.96 | - | | | | |
| 168 GORSUCH, CORINNE | 17 HAGERSTOWN, MD | 1:16.00 | - | | | | |
| 169 SALKS, ALAINA | 14 BOYERTOWN AREA, PA | 1:16.02 | - | | | | |
| 170 MCGUIRE, MEGHAN | 14 ANNE ARUNDEL CO,MD | 1:16.08 | - | | | | |
| 171 KELLY, KIMBERLY | 16 BRANDYWINE BR, PA | 1:16.27 | - | | | | |
| 171 NOWAK, MARY | 15 AURORA FAMILY, IL | 1:16.27 | - | | | | |
| 173 VINSON, JESSICA | 14 SOUTHSIDE VIRGINIA | 1:16.28 | - | | | | |
| 174 THOMPSON, STEFANIE | 14 CENTRAL KENTUCKY | 1:16.34 | - | | | | |
| 175 TRAVAGLINI, SHEENA | 15 BRANDYWINE BR, PA | 1:16.37 | - | | | | |
| 176 SCHILGEN, ASHLEY | 14 UPPER MAIN LINE,PA | 1:16.38 | - | | | | |
| 177 BIRD, MARY ALICE | 18 HUNTINGTON, WV | 1:16.39 | - | | | | |
| 178 CABAYAN, SHARON | 16 PALISADES MALIBU,C | 1:16.49 | - | | | | |
| 179 SMITLEY, KYLE | 13 DEFIANCE AREA, OH | 1:16.62 | - | | | | |
| 180 MEYERS, AMANDA | 15 OLEAN YMCA, NY | 1:16.64 | - | | | | |
| 181 KERIVAN, LAUREN | 15 N SUB BOSTON, MA | 1:16.66 | - | | | | |
| 182 HALL, AMANDA | 13 CENTRAL KENTUCKY | 1:16.68 | - | | | | |
| 183 REIDER, JESSIE | 16 SCHROEDER MIL, WI | 1:16.74 | - | | | | |
| 184 NIESE, LEANNE | 17 DEFIANCE AREA, OH | 1:16.82 | - | | | | |
| 185 RIDER, CARRIE | 13 WESTERN MONMOUTH,N | 1:16.85 | - | | | | |
| 186 SHALLA, ELAINE | 13 FLINT YMCA, MI | 1:16.87 | - | | | | |
| 187 MCFERRAN, JESSE | 15 BLUE ASH Y, OH | 1:16.89 | - | | | | |
| 188 HUNTEBRINKER, B. | 13 BLUE ASH Y, OH | 1:16.96 | - | | | | |
| 189 DORSEY, ELLEN | 16 PULASKI-HENSEL, VA | 1:16.98 | - | | | | |
| 190 DOWNTON, ALISON | 16 BLUE ASH Y, OH | 1:17.05 | - | | | | |
| 191 BOW, ALEAH | 17 CENTRAL KENTUCKY | 1:17.17 | - | | | | |
| 192 IRBY, JENNIFER | 15 WSTN/CATONSVILLE,M | 1:17.18 | - | | | | |
| 193 HORSLEY, ERIN | 15 OLEAN YMCA, NY | 1:17.27 | - | | | | |
| 194 HASSELSCHWERT, M. | 15 DEFIANCE AREA, OH | 1:17.33 | - | | | | |
| 195 CLIFFORD, LACY | 15 OIL CITY YMCA, PA | 1:17.49 | - | | | | |
| 196 FROMTLING, KITTY | 17 WESTFIELD Y, NJ | 1:17.71 | - | | | | |
| 197 DIANDERAS, SYLVIA | 16 TOWSON BRANCH, MD | 1:17.87 | - | | | | |
| 198 BARCLAY, DIANNE | 16 MORRIS CENTER, NJ | 1:18.17 | - | | | | |
| 199 GILBERT, BETH | 15 MORRIS CENTER, NJ | 1:18.41 | - | | | | |

| ===== | | | | | | |
|--|-----------------|-------|--------------------|---------|-----|--|
| Event 26 Men 100 Fly | | | | | | |
| NATIONAL: * 56.79 W. SNELLGROVE - CAPE ANN, MA 08/91 | | | | | | |
| PL | Name | Age | Team | Finals | Pts | |
| ----- | | | | | | |
| * Finals | | | | | | |
| 1 | GRAVES, JAMES | 16 | NW DUPAGE YMCA, IL | 56.84 | 20 | |
| | | 27.43 | 56.84 | | | |
| 2 | SLOUF, ERICH | 18 | NAPERVILLE AREA, I | 56.90 | 17 | |
| | | 26.93 | 56.90 | | | |
| 3 | THOMAS, GREG | 17 | GAMBLE-NIPPERT, OH | 57.77 | 16 | |
| | | 27.33 | 57.77 | | | |
| 4 | KOZYRA, NICK | 16 | METUCHEN-EDISON, N | 58.51 | 15 | |
| | | 27.34 | 58.51 | | | |
| 5 | OGLESBY, MATT | 18 | GENEVA LAKES, WI | 58.59 | 14 | |
| | | 26.97 | 58.59 | | | |
| 6 | BOATRIGT, JEFF | 16 | WAYNESBORO FAM, VA | 58.62 | 13 | |
| | | 27.28 | 58.62 | | | |
| 7 | PERRY, WARREN | 17 | RALEIGH, NC | 58.64 | 12 | |
| | | 26.97 | 58.64 | | | |
| 8 | RUSSO, WILL | 18 | M E LYONS YMCA, OH | 59.72 | 11 | |
| | | 27.64 | 59.72 | | | |
| * Consolations | | | | | | |
| 9 | DEAN, JOHN | 16 | RALEIGH, NC | 58.82 | 9 | |
| | | 27.45 | 58.82 | | | |
| 10 | MERRILL, DANIEL | 17 | UPPER MONTGOMERY,M | 58.93 | 7 | |
| | | 27.72 | 58.93 | | | |
| 11 | VEAZEY, JAMES | 16 | HAMDEN/N HAVEN, CT | 58.94 | 6 | |
| | | 28.05 | 58.94 | | | |
| 12 | WHITCOMB, COLIN | 16 | SCHROEDER MIL, WI | 59.52 | 5 | |
| | | 28.12 | 59.52 | | | |
| 13 | PINNEY, NATE | 17 | M E LYONS YMCA, OH | 59.64 | 4 | |
| | | 27.85 | 59.64 | | | |
| 14 | DADE, SHAWN | 17 | FRANKFORT Y, KY | 1:00.18 | 3 | |
| | | 28.04 | 1:00.18 | | | |

1998 NATIONAL YMCA LONG COURSE
SWIMMING CHAMPIONSHIPS

Complete Meet Results-LC Meters

| PL | Name | Age | Team | Prelims | Pts |
|-----|--------------------|---------|---------------------|---------|-----|
| 15 | RANSENBERG, SCOTT | 16 | GAMBLE-NIPPERT, OH | 1:00.77 | 2 |
| | 28.39 | 1:00.77 | | | |
| 16 | CHENIER, MICHAEL | 17 | GOLDSBORO YMCA, NC | 1:00.96 | 1 |
| | 28.25 | 1:00.96 | | | |
| 1 | GRAVES, JAMES | 16 | NW DUPAGE YMCA, IL | 57.72 | - |
| 2 | SLOUF, ERICH | 18 | NAPERVILLE AREA, I | 57.82 | - |
| 3 | BOATRIGHT, JEFF | 16 | WAYNESBORO FAM, VA | 58.20 | - |
| 4 | KOZYRA, NICK | 16 | METUCHEN-EDISON, N | 58.50 | - |
| 5 | PERRY, WARREN | 17 | RALEIGH, NC | 58.72 | - |
| 6 | OGLESBY, MATT | 18 | GENEVA LAKES, WI | 58.80 | - |
| 7 | THOMAS, GREG | 17 | GAMBLE-NIPPERT, OH | 58.91 | - |
| 8 | RUSSO, WILL | 18 | M E LYONS YMCA, OH | 59.21 | - |
| 9 | VEAZEY, JAMES | 16 | HAMDEN/N HAVEN, CT | 59.34 | - |
| 10 | PINNEY, NATE | 17 | M E LYONS YMCA, OH | 59.51 | - |
| 11 | MERRILL, DANIEL | 17 | UPPER MONTGOMERY, M | 59.56 | - |
| 12 | WHITCOMB, COLIN | 16 | SCHROEDER MIL, WI | 1:00.13 | - |
| 12 | DEAN, JOHN | 16 | RALEIGH, NC | 1:00.13 | - |
| 14 | CHENIER, MICHAEL | 17 | GOLDSBORO YMCA, NC | 1:00.30 | - |
| 15 | RANSENBERG, SCOTT | 16 | GAMBLE-NIPPERT, OH | 1:00.33 | - |
| 16 | DADE, SHAWN | 17 | FRANKFORT Y, KY | 1:00.40 | - |
| 17 | HUGHES, CHARLIE | 16 | GOLDSBORO YMCA, NC | 1:00.44 | - |
| 17 | MCLEOD, GEOFF | 16 | ROANOKE CNTRL, VA | 1:00.44 | - |
| 19 | OLSZEWSKI, CHRIS | 17 | NW DUPAGE YMCA, IL | 1:00.55 | - |
| 20 | WAGNER, JEFF | 17 | FANWOOD/SCOTCH PLN | 1:00.58 | - |
| 21 | CASTILLO, MATTHEW | 15 | FLUSHING YMCA, NY | 1:00.68 | - |
| 22 | DEHNE, ADAM | 15 | GAMBLE-NIPPERT, OH | 1:00.86 | - |
| 23 | TOMES, MARTIN | 14 | M E LYONS YMCA, OH | 1:00.92 | - |
| 24 | KEYES, BRET | 16 | M E LYONS YMCA, OH | 1:00.98 | - |
| 25 | BURSTEIN, SETH | 17 | METUCHEN-EDISON, N | 1:01.07 | - |
| 26 | LANSER, CASEY | 17 | GRAND RAPIDS SE, M | 1:01.22 | - |
| 27 | CHESSON, WIN | 14 | CHAPEL HL-CARBOR, N | 1:01.25 | - |
| 28 | BROWN, RYAN | 18 | SO COMM FAM BR, OH | 1:01.36 | - |
| 29 | MORRISON, JAMIE | 15 | FAIRFIELD YMCA, CT | 1:01.40 | - |
| 30 | PERKINS, DEREK | 19 | FRANKFORT Y, KY | 1:01.56 | - |
| 31 | RIEBEL, MARK | 17 | FAIRFIELD BR, OH | 1:01.65 | - |
| 32 | HARVEY, TODD | 18 | REGIONAL FAMILY, P | 1:01.72 | - |
| 33 | HAUSLANDEN, DOUG | 16 | M E LYONS YMCA, OH | 1:01.77 | - |
| 34 | COLLINS, MIKE | 16 | NW DUPAGE YMCA, IL | 1:01.90 | - |
| 35 | ANDERSSON, TONY | 16 | MARION FAMILY, OH | 1:02.02 | - |
| 36 | RICHARD, MATT | 16 | GTR GREEN BAY, WI | 1:02.06 | - |
| 37 | PELL, DAVID | 17 | SPARTANBURG, SC | 1:02.37 | - |
| 38 | MILLS, JON | 16 | RALEIGH, NC | 1:02.40 | - |
| 39 | BARFUSS, RICHARD | 17 | SOMERSET HILLS, NJ | 1:02.44 | - |
| 40 | SWANEY, DWIGHT | 16 | HAMILTON AREA, NJ | 1:02.50 | - |
| 41 | PULSKAMP, BENJAMIN | 15 | SPARTANBURG, SC | 1:02.69 | - |
| 42 | HERMAN, BRIAN | 18 | WEST SHORE YMCA, P | 1:02.93 | - |
| 43 | ALLISON, NEVILLE | 17 | PIEDMONT FAMILY, V | 1:03.10 | - |
| 44 | GATES, GREG | 17 | COUNTRYSIDE Y, OH | 1:03.12 | - |
| 45 | BARRETT, DEVIN | 15 | CHAPEL HL-CARBOR, N | 1:03.14 | - |
| 45 | MURPHY, TIM | 18 | M E LYONS YMCA, OH | 1:03.14 | - |
| 47 | MONAGHAN, MICHAEL | 17 | SO SHORE QUINCY, MA | 1:03.18 | - |
| 48 | WHITE, CHAD | 15 | WEST SHORE YMCA, P | 1:03.29 | - |
| 49 | HEATH, ERIC | 16 | CHESHIRE BR, CT | 1:03.42 | - |
| 50 | THOMPSON, ROBBIE | 16 | CENTRAL KENTUCKY | 1:03.56 | - |
| 51 | MILLER, ERIC | 16 | HARFORD COUNTY, MD | 1:03.58 | - |
| 52 | KERN, MIKE | 18 | BARTLESVILLE, OK | 1:03.62 | - |
| 53 | RINEHART, BILLY | 15 | UPPER MONTGOMERY, M | 1:03.70 | - |
| 54 | GRAVES, WESLEY | 13 | NW DUPAGE YMCA, IL | 1:03.72 | - |
| 55 | GUSTAFSON, ADAM | 17 | ROANOKE CNTRL, VA | 1:03.91 | - |
| 56 | SANDERS, STEPHEN | 14 | RALEIGH, NC | 1:03.99 | - |
| 57 | ANDERSON, LUKE | 16 | PIEDMONT FAMILY, V | 1:04.00 | - |
| 58 | O'ROURKE, BRIAN | 14 | BIRMINGHAM FAM, MI | 1:04.02 | - |
| 59 | LASEKE, IAN | 17 | GAMBLE-NIPPERT, OH | 1:04.05 | - |
| 60 | GRAVLEY, GRAHAM | 19 | PULASKI-HENSEL, VA | 1:04.14 | - |
| 61 | BIANCHINI, ANTHONY | 17 | GTR WESTFIELD, MA | 1:04.29 | - |
| 62 | WILLARD, BRAD | 16 | WINSTON-SALEM, NC | 1:04.34 | - |
| 63 | D'AMORE, CARL | 17 | MONTCLAIR YMCA, NJ | 1:04.51 | - |
| 64 | WEIMER, BRAXTON | 18 | MONTGOMERY YMCA, A | 1:04.55 | - |
| 65 | PEPE, NICK | 14 | SO SHORE QUINCY, MA | 1:04.56 | - |
| 66 | GUSTAFSON, MIKE | 15 | GRAND RAPIDS SE, M | 1:04.65 | - |
| 66 | MCGLASTON, L. | 14 | HOCKOMOCK AREA, MA | 1:04.65 | - |
| 68 | BUTEAU, GOEFFREY | 15 | PLAYGROUND AREA, F | 1:04.71 | - |
| 68 | LONDONO, LEO | 15 | LAKE COUNTY, IL | 1:04.71 | - |
| 70 | LUCHNER, RYAN | 14 | MONTGOMERY YMCA, A | 1:04.73 | - |
| 71 | KARELUS, CHRIS | 18 | FANWOOD/SCOTCH PLN | 1:04.75 | - |
| 72 | BRUESCH, ADAM | 16 | NW DUPAGE YMCA, IL | 1:04.87 | - |
| 72 | TRAUTVETTER, ERIC | 17 | NW DUPAGE YMCA, IL | 1:04.87 | - |
| 74 | BOWMAN, HUGH | 13 | MONTGOMERY YMCA, A | 1:04.97 | - |
| 75 | KRING, ADAM | 17 | FRANKFORT Y, KY | 1:05.09 | - |
| 76 | LIPPERT, CAMERON | 15 | PLAYGROUND AREA, F | 1:05.21 | - |
| 77 | MILLER, JOHN | 17 | UPPER MONTGOMERY, M | 1:05.35 | - |
| 78 | YOUNG, KEVIN | 18 | WESTERN MONMOUTH, N | 1:05.37 | - |
| 79 | LAWRENCE, TODD | 14 | COUNTRYSIDE Y, OH | 1:05.40 | - |
| 80 | BOYER, TIM | 16 | WINSTON-SALEM, NC | 1:05.42 | - |
| 81 | FUNCH, MATT | 16 | BLUE ASH Y, OH | 1:05.61 | - |
| 82 | CARDY, DANIEL | 15 | UPPER MONTGOMERY, M | 1:05.63 | - |
| 83 | LAPRINO, MATT | 17 | NEW CANAAN, CT | 1:05.64 | - |
| 84 | WOMBLE, HUNTER | 14 | CHAPEL HL-CARBOR, N | 1:05.70 | - |
| 85 | SLACK, TIM | 17 | WEST SHORE YMCA, P | 1:05.75 | - |
| 86 | ANSON, ROBIE | 17 | HUNTINGTON TWP, NY | 1:05.79 | - |
| 87 | RICHARDI, ANDREW | 16 | MORRIS CENTER, NJ | 1:05.86 | - |
| 88 | WILLIAMS, ERIK | 13 | GRAND RAPIDS SE, M | 1:05.87 | - |
| 88 | CORBIN, NATE | 16 | SPARTANBURG, SC | 1:05.87 | - |
| 90 | PINKSTON, BEN | 16 | SOUTHSIDE VIRGINIA | 1:05.88 | - |
| 91 | KANAVAL, JOSEPH | 16 | WESTERN MONMOUTH, N | 1:05.93 | - |
| 92 | LIPSCOMB, KENER | 16 | RAPPAHANNOCK, VA | 1:06.04 | - |
| 93 | CORNELLA, JOE | 17 | COUNTRYSIDE Y, OH | 1:06.06 | - |
| 94 | BARABANOV, DMITRIY | 17 | PALISADES MALIBU, C | 1:06.07 | - |
| 94 | PIOWATY, JOHN | 18 | PLAYGROUND AREA, F | 1:06.07 | - |
| 96 | YARBROUGH, JUSTIN | 14 | WSTN/CATONSVILLE, M | 1:06.15 | - |
| 97 | JUCHA, BRIAN | 16 | WASHINGTON Y, PA | 1:06.24 | - |
| 98 | EUCALITTO, MATTHEW | NW | CONNECTICUT, CT | 1:06.35 | - |
| 99 | DICKEY, MATT | 16 | UPPER MONTGOMERY, M | 1:06.41 | - |
| 100 | SZWEDA, BRAD | 15 | NW DUPAGE YMCA, IL | 1:06.66 | - |
| 101 | ROEBUCK, PHILLIP | 12 | POWEL CROSLY, OH | 1:06.68 | - |

1998 NATIONAL YMCA LONG COURSE
SWIMMING CHAMPIONSHIPS

Complete Meet Results-LC Meters

| | | | | | | | |
|-----------------------|-----------------------|---------|---|---------------------|-----------------------|---------|---------|
| 101 SOUCIE, JIM | 15 OLD TOWN-ORONO, ME | 1:06.68 | - | 5 STRUNK, DEANNA | 14 READING/BERKS, PA | 5:14.89 | 14 |
| 103 CULL, MATT | 15 NW DUPAGE YMCA, IL | 1:06.70 | - | 33.20 | 1:12.05 | 1:52.03 | 2:31.80 |
| 104 SMOLINSKI, PHIL | 17 JOLIET AREA, IL | 1:06.76 | - | 3:18.03 | 4:04.77 | 4:40.12 | 5:14.89 |
| 105 PETTERS, ANDY | 16 RALEIGH, NC | 1:06.81 | - | 6 ROSS, LEAH | 17 M E LYONS YMCA, OH | 5:15.12 | 13 |
| 106 D'ANNUNZIO, M. | 14 FLUSHING YMCA, NY | 1:07.03 | - | 32.27 | 1:09.73 | 1:51.11 | 2:31.60 |
| 107 KOOB, DAVID | 16 M E LYONS YMCA, OH | 1:07.07 | - | 3:17.04 | 4:03.81 | 4:40.21 | 5:15.12 |
| 108 STRICHER, ANDREW | 18 BIRMINGHAM FAM, MI | 1:07.15 | - | 7 HUGHES, MARGARET | 15 WILMINGTON FAM, NC | 5:18.55 | 12 |
| 109 COOPER, DERON | 15 HAMDEN/N HAVEN, CT | 1:07.27 | - | 33.47 | 1:11.27 | 1:52.94 | 2:34.73 |
| 109 REED, KYLE | 15 GTR HOLYOKE, MA | 1:07.27 | - | 3:19.06 | 4:05.60 | 4:41.98 | 5:18.55 |
| 111 WIGLESWORTH, JOSH | 16 FRANKFORT Y, KY | 1:07.48 | - | 8 PEASLEE, EMILY | 16 NW DUPAGE YMCA, IL | 5:19.44 | 11 |
| 112 NETTLING, BILLY | 14 COUNTRYSIDE Y, OH | 1:07.51 | - | 33.15 | 1:11.81 | 1:51.19 | 2:29.90 |
| 113 TACZAK, DAVID | 17 STEUBENVILLE Y, OH | 1:07.53 | - | 3:16.88 | 4:05.11 | 4:42.61 | 5:19.44 |
| 114 FISH, JASON | 14 OAK PARK YMCA, MI | 1:07.58 | - | * Consolations | | | |
| 115 DIMICHELE, ANDREW | 15 BEVERLY REGION, MA | 1:07.71 | - | 9 SPRADLIN, JAMIE | 16 ROANOKE CNTRL, VA | 5:13.73 | 9 |
| 116 PELL, RICHARD | 13 SPARTANBURG, SC | 1:07.81 | - | 32.86 | 1:10.57 | 1:51.46 | 2:32.40 |
| 117 ATKINS, JAY | 15 REGIONAL FAMILY, P | 1:08.07 | - | 3:18.45 | 4:06.08 | 4:40.74 | 5:13.73 |
| 118 HEALEY, KIERAN | 15 NW DUPAGE YMCA, IL | 1:08.10 | - | 10 RYE, TRICIA | 15 M E LYONS YMCA, OH | 5:14.06 | 7 |
| 119 HIGHAM, LANCE | 16 KISHWAUKEE, IL | 1:08.13 | - | 33.17 | 1:10.70 | 1:52.53 | 2:34.28 |
| 120 FEICHTNER, JACK | 15 POWEL CROSLEY, OH | 1:08.23 | - | 3:17.76 | 4:02.61 | 4:38.70 | 5:14.06 |
| 121 MARRIPODI, BEN | 16 HARPORD COUNTY, MD | 1:08.27 | - | 11 TOWER, LAUREN | 15 WINSTON-SALEM, NC | 5:18.17 | 6 |
| 122 GEHMAN, JORDAN | 15 READING/BERKS, PA | 1:08.52 | - | 34.57 | 1:16.09 | 1:57.96 | 2:39.17 |
| 123 BERTKE, MATT | 15 M E LYONS YMCA, OH | 1:08.56 | - | 3:21.65 | 4:05.40 | 4:42.22 | 5:18.17 |
| 124 LUCAS, BRIAN | 15 HUNTINGTON TWP, NY | 1:08.81 | - | 12 NICHOLSON, KATIE | 15 NW DUPAGE YMCA, IL | 5:19.17 | 5 |
| 125 HORRELL, NATHAN | 14 LIGONIER VAL, PA | 1:09.07 | - | 31.55 | 1:09.07 | 1:53.50 | 2:36.88 |
| 126 MUSHIN, RYAN | 15 STRATFORD YMCA, CT | 1:09.08 | - | 3:22.10 | 4:07.64 | 4:44.76 | 5:19.17 |
| 127 CRANE, JEFF | 16 ROCKY MOUNT FAM, N | 1:09.72 | - | 13 HELMERS, MAGGIE | 17 FAIRFIELD BR, OH | 5:19.75 | 4 |
| 128 WHITTEN, JARED | 18 ROWAN COUNTY, NC | 1:09.98 | - | 31.94 | 1:09.65 | 1:51.70 | 2:33.48 |
| 129 HOPPE, CHRIS | SCHROEDER MIL, WI | 1:10.20 | - | 3:19.10 | 4:05.61 | 4:43.09 | 5:19.75 |
| 130 THILL, GEOFF | 14 STEVENS POINT, WI | 1:10.36 | - | 14 ANDREWS, JAMIE | 16 SOUTHSIDE VIRGINIA | 5:19.83 | 3 |
| 131 SAJESKE, NICK | 15 AURORA FAMILY, IL | 1:10.48 | - | 32.94 | 1:10.58 | 1:50.76 | 2:31.95 |
| 132 PORT, BEN | 16 FAIRFIELD YMCA, CT | 1:10.57 | - | 3:18.44 | 4:05.29 | 4:42.99 | 5:19.83 |
| 133 COOPER, DREW | 18 SO CHESTER CTY, PA | 1:10.86 | - | 15 WETZEL, MIKALA | 18 POWEL CROSLEY, OH | 5:20.35 | 2 |
| 134 SKORDENIS, ANDREW | 17 NW DUPAGE YMCA, IL | 1:10.97 | - | 33.85 | 1:12.36 | 1:54.34 | 2:36.11 |
| 135 VANDERBEKEN, TIM | 18 GTR MANCHESTER, NH | 1:11.06 | - | 3:21.13 | 4:07.43 | 4:44.68 | 5:20.35 |
| 136 RYAN, CHRIS | 18 FAIRFIELD BR, OH | 1:16.10 | - | 16 STONE, DANLEY | 17 RALEIGH, NC | 5:22.96 | 1 |
| | | | | 33.67 | 1:12.05 | 1:55.03 | 2:36.72 |
| | | | | 3:23.24 | 4:11.12 | 4:47.15 | 5:22.96 |

Event 27 Women 400 IM

NATIONAL: * 5:04.62 C. NICHOLSON - ANN ARBOR, MI 08/96

| PL | Name | Age | Team | Finals | Pts |
|----------|-------------------|---------|--------------------|---------|-----|
| * Finals | | | | | |
| 1 | BALLENGER, EMILY | 17 | SPARTANBURG, SC | 5:05.57 | 20 |
| | 32.22 | 1:08.76 | 1:48.45 | 2:29.07 | |
| | 3:12.64 | 3:57.57 | 4:31.89 | 5:05.57 | |
| 2 | MULSHINE, BARB | 18 | M E LYONS YMCA, OH | 5:12.32 | 17 |
| | 33.06 | 1:10.93 | 1:51.36 | 2:31.72 | |
| | 3:15.65 | 4:00.93 | 4:36.52 | 5:12.32 | |
| 3 | BOURGEOIS, AMANDA | 16 | SPARTANBURG, SC | 5:13.89 | 16 |
| | 31.83 | 1:09.31 | 1:50.70 | 2:31.54 | |
| | 3:16.93 | 4:02.98 | 4:38.82 | 5:13.89 | |
| 4 | STAPLETON, EMILY | 15 | SCHROEDER MIL, WI | 5:14.15 | 15 |
| | 33.00 | 1:11.65 | 1:50.79 | 2:29.55 | |
| | 3:15.02 | 4:01.76 | 4:38.63 | 5:14.15 | |

| PL | Name | Age | Team | Prelims | Pts |
|----|-------------------|---------|--------------------|---------|-----|
| 1 | BALLENGER, EMILY | 17 | SPARTANBURG, SC | 5:09.55 | - |
| | 1:10.23 | 2:32.07 | 4:01.27 | 5:09.55 | |
| 2 | MULSHINE, BARB | 18 | M E LYONS YMCA, OH | 5:12.83 | - |
| | 1:10.63 | 2:31.68 | 4:00.29 | 5:12.83 | |
| 3 | BOURGEOIS, AMANDA | 16 | SPARTANBURG, SC | 5:14.06 | - |
| | 1:08.66 | 2:30.35 | 4:02.60 | 5:14.06 | |
| 4 | ROSS, LEAH | 17 | M E LYONS YMCA, OH | 5:16.34 | - |
| | 1:11.15 | 2:33.75 | 4:05.07 | 5:16.34 | |
| 5 | STRUNK, DEANNA | 14 | READING/BERKS, PA | 5:16.93 | - |
| | 1:13.25 | 2:33.01 | 4:06.20 | 5:16.93 | |
| 6 | PEASLEE, EMILY | 16 | NW DUPAGE YMCA, IL | 5:16.98 | - |
| | 1:11.09 | 2:27.88 | 4:03.94 | 5:16.98 | |
| 7 | HUGHES, MARGARET | 15 | WILMINGTON FAM, NC | 5:17.24 | - |
| | 1:10.64 | 2:33.01 | 4:03.15 | 5:17.24 | |

1998 NATIONAL YMCA LONG COURSE
SWIMMING CHAMPIONSHIPS

Complete Meet Results-LC Meters

| | | | | | | | |
|----------------------|------------------------|---------|---------|------------------------|------------------------|---------|---------|
| 8 STAPLETON, EMILY | 15 SCHROEDER MIL, WI | 5:17.93 | - | 35 CRAWFORD, JESSICA | 16 CHESHIRE BR, CT | 5:29.89 | - |
| 1:12.46 | 2:30.10 | 4:03.37 | 5:17.93 | 1:14.24 | 2:41.43 | 4:15.71 | 5:29.89 |
| 9 SPRADLIN, JAMIE | 16 ROANOKE CNTRL, VA | 5:17.97 | - | 36 FEINTHEL, JACKIE | 14 MONTCLAIR YMCA, NJ | 5:30.17 | - |
| 1:10.74 | 2:34.25 | 4:08.14 | 5:17.97 | 1:15.66 | 2:40.45 | 4:19.51 | 5:30.17 |
| 10 RYE, TRICIA | 15 M E LYONS YMCA, OH | 5:18.24 | - | 37 MARCHETTI, SHANA | 17 UPPER MAIN LINE, PA | 5:30.88 | - |
| 1:11.69 | 2:34.16 | 4:02.77 | 5:18.24 | 1:15.20 | 2:44.11 | 4:16.79 | 5:30.88 |
| 11 WETZEL, MIKALA | 18 POWEL CROSLLEY, OH | 5:18.58 | - | 38 HAGEN, KELLY | 14 POWEL CROSLLEY, OH | 5:31.22 | - |
| 1:12.66 | 2:36.38 | 4:05.52 | 5:18.58 | 1:16.42 | 2:44.20 | 4:18.83 | 5:31.22 |
| 12 HELMERS, MAGGIE | 17 FAIRFIELD BR, OH | 5:19.46 | - | 39 ABILDGAARD, CARRIE | 16 HAMDEN/N HAVEN, CT | 5:32.79 | - |
| 1:11.25 | 2:34.29 | 4:06.21 | 5:19.46 | 1:15.74 | 2:42.64 | 4:21.96 | 5:32.79 |
| 13 NICHOLSON, KATIE | 15 NW DUPAGE YMCA, IL | 5:19.86 | - | 40 HEREFORD, SARAH | 15 HUNTINGTON, WV | 5:32.80 | - |
| 1:09.59 | 2:37.21 | 4:07.63 | 5:19.86 | 1:14.68 | 2:37.74 | 4:18.51 | 5:32.80 |
| 14 ANDREWS, JAMIE | 16 SOUTHSIDE VIRGINIA | 5:20.01 | - | 41 MYERS, HEATHER | 18 POWEL CROSLLEY, OH | 5:32.81 | - |
| 1:10.55 | 2:33.57 | 4:07.23 | 5:20.01 | 1:12.61 | 2:43.93 | 4:19.61 | 5:32.81 |
| 15 TOWER, LAUREN | 15 WINSTON-SALEM, NC | 5:20.47 | - | 42 GEISLER, AMANDA | 17 NW DUPAGE YMCA, IL | 5:33.19 | - |
| 1:14.62 | 2:37.50 | 4:05.38 | 5:20.47 | 1:13.89 | 2:39.55 | 4:17.80 | 5:33.19 |
| 16 STONE, DANLEY | 17 RALEIGH, NC | 5:20.82 | - | 43 SMITH, ALICIA | 15 SOUTHSIDE VIRGINIA | 5:33.29 | - |
| 1:12.63 | 2:37.14 | 4:09.91 | 5:20.82 | 1:12.98 | 2:35.19 | 4:16.07 | 5:33.29 |
| 17 BIRD, LAUREN | 16 SPARTANBURG, SC | 5:21.71 | - | 44 WAKEFIELD, S. | 18 M E LYONS YMCA, OH | 5:33.44 | - |
| 1:11.98 | 2:33.57 | 4:09.20 | 5:21.71 | 1:15.59 | 2:39.70 | 4:18.02 | 5:33.44 |
| 18 SOUPPA, KRISTIN | 16 NAPERVILLE AREA, I | 5:21.90 | - | 45 UNDERWOOD, MEGGIE | 13 HENDERSON CO, KY | 5:34.94 | - |
| 1:14.34 | 2:39.51 | 4:08.60 | 5:21.90 | 1:15.03 | 2:40.09 | 4:19.24 | 5:34.94 |
| 19 ORR, MELISSA | 17 SPARTANBURG, SC | 5:21.96 | - | 46 SANDMANN, LEAH | 17 GRAND RAPIDS SE, M | 5:34.99 | - |
| 1:11.20 | 2:36.30 | 4:09.56 | 5:21.96 | 1:14.70 | 2:39.66 | 4:19.60 | 5:34.99 |
| 20 NAGY, BETSY | 17 PLAYGROUND AREA, F | 5:22.10 | - | 47 SHEA, KELLY | 18 NW DUPAGE YMCA, IL | 5:35.92 | - |
| 1:12.11 | 2:32.24 | 4:08.42 | 5:22.10 | 1:15.40 | 2:44.90 | 4:23.14 | 5:35.92 |
| 21 HOCK, LINDSAY | 13 ROANOKE CNTRL, VA | 5:22.50 | - | 48 BROCKMAN, BETSY JO | 14 CLERMONT YMCA, OH | 5:36.76 | - |
| 1:15.03 | 2:38.22 | 4:09.60 | 5:22.50 | 1:18.46 | 2:46.36 | 4:19.48 | 5:36.76 |
| 22 MUSK, LAUREN | 16 M E LYONS YMCA, OH | 5:23.08 | - | 49 SMITH, KIM | 16 COUNTRYSIDE Y, OH | 5:37.57 | - |
| 1:12.98 | 2:37.03 | 4:11.18 | 5:23.08 | 1:15.21 | 2:44.84 | 4:20.42 | 5:37.57 |
| 23 GLOVER, BETHANY | 15 WAYNESBORO FAM, VA | 5:23.27 | - | 50 MARKIN, LINDSAY | 15 NW DUPAGE YMCA, IL | 5:38.24 | - |
| 1:14.52 | 2:37.96 | 4:09.98 | 5:23.27 | 1:15.82 | 2:43.16 | 4:21.60 | 5:38.24 |
| 24 POLLENZ, JAMIE | 17 RALEIGH, NC | 5:23.77 | - | 51 VALLANCE, LIZ | 18 COUNTRYSIDE Y, OH | 5:38.38 | - |
| 1:12.16 | 2:35.25 | 4:08.25 | 5:23.77 | 1:14.99 | 2:44.12 | 4:22.30 | 5:38.38 |
| 25 SZWEDA, MAUREEN | 17 NW DUPAGE YMCA, IL | 5:24.00 | - | 52 ASHENFELTER, LYNNNE | 15 MONTCLAIR YMCA, NJ | 5:38.67 | - |
| 1:07.97 | 4:10.46 | 5:24.00 | 5:24.00 | 1:13.84 | 2:41.70 | 4:22.19 | 5:38.67 |
| 26 OTTENBREIT, KELLY | 15 HAMDEN/N HAVEN, CT | 5:24.35 | - | 53 SMITH, HEATHER | 15 RALEIGH, NC | 5:39.17 | - |
| 1:12.52 | 2:36.17 | 4:12.55 | 5:24.35 | 1:15.40 | 2:41.62 | 4:23.84 | 5:39.17 |
| 27 MOORE, ANNIE | 15 PULASKI-HENSEL, VA | 5:25.29 | - | 54 OLLAYOS, MARJORIE | 14 NW DUPAGE YMCA, IL | 5:41.89 | - |
| 1:16.99 | 2:44.24 | 4:14.36 | 5:25.29 | 1:18.67 | 2:43.77 | 4:23.16 | 5:41.89 |
| 28 KOEPKE, MIRANDA | 16 M E LYONS YMCA, OH | 5:25.61 | - | 55 FLORIO, DANIELLE | 16 MONTCLAIR YMCA, NJ | 5:43.52 | - |
| 1:13.91 | 2:39.10 | 4:11.24 | 5:25.61 | 1:14.90 | 2:42.11 | 4:24.21 | 5:43.52 |
| 29 MCKENZIE, ELLEN | 14 GRAND RAPIDS SE, M | 5:27.23 | - | 56 MCCARTHY, LINDSAY | 14 BEVERLY REGION, MA | 5:45.99 | - |
| 1:14.07 | 2:37.50 | 4:12.27 | 5:27.23 | 1:15.50 | 2:46.82 | 4:30.00 | 5:45.99 |
| 30 HOMAN, CHELSEA | 15 M E LYONS YMCA, OH | 5:28.05 | - | 57 LUCAS, KARA | 13 OAK PARK YMCA, MI | 5:47.02 | - |
| 1:12.32 | 2:37.27 | 4:14.12 | 5:28.05 | 1:21.20 | 2:47.79 | 4:30.70 | 5:47.02 |
| 31 MOORE, BRENNAN | 15 SPARTANBURG, SC | 5:28.82 | - | 58 MOSHER, CHERIE | 16 SOUTHSIDE VIRGINIA | 5:49.53 | - |
| 1:15.47 | 2:36.05 | 4:14.85 | 5:28.82 | 1:15.03 | 2:45.98 | 4:26.12 | 5:49.53 |
| 32 MOFFAT, EMILY | 15 WILTON FAMILY, CT | 5:29.07 | - | 59 MCFERRAN, JESSE | 15 BLUE ASH Y, OH | 5:49.87 | - |
| 1:16.80 | 2:41.85 | 4:16.92 | 5:29.07 | 1:18.83 | 2:48.11 | 4:31.13 | 5:49.87 |
| 33 ROARK, ASHLEY | 15 ANNE ARUNDEL CO, MD | 5:29.28 | - | 60 FISHER, NICOLE | UPPER MONTGOMERY, M | 5:51.99 | - |
| 1:15.55 | 2:36.34 | 4:11.97 | 5:29.28 | 1:18.39 | 2:48.93 | 4:28.45 | 5:51.99 |
| 34 BRUZDA, KATIE | 16 REGIONAL FAMILY, P | 5:29.73 | - | 61 KERIVAN, LAUREN | 15 N SUB BOSTON, MA | 6:00.53 | - |
| 1:12.55 | 2:32.75 | 4:15.07 | 5:29.73 | 1:19.68 | 2:58.47 | 4:39.83 | 6:00.53 |

1998 NATIONAL YMCA LONG COURSE
SWIMMING CHAMPIONSHIPS

Complete Meet Results-LC Meters

- CRAGGS, HOLLY 17 MARION COUNTY, FL DQ
1:13.77 2:40.89 4:19.16 5:30.36
- DECKER, ASHLEE 15 M E LYONS YMCA, OH DQ
- DUGGAN, SHANNON 14 WILTON FAMILY, CT DQ

15 ARBOGAST, TONY 17 NW DUPAGE YMCA, IL 4:53.96 2
30.10 1:06.41 1:44.27 2:22.49
3:04.04 3:46.92 4:20.53 4:53.96
16 JANSZEN, DAVID 14 POWEL CROSLEY, OH 4:57.03 1
31.00 1:06.91 1:45.96 2:24.02
3:06.78 3:50.47 4:24.37 4:57.03

Event 28 Men 400 IM

NATIONAL: * 4:32.23 J. PALTRACO - SPARTANBURG, SC 08/97

| PL | Name | Age | Team | Finals | Pts |
|----|------|-----|------|--------|-----|
|----|------|-----|------|--------|-----|

* Finals

| | | | | | |
|----------------|------------------|----|--------------------|---------------------------------|----|
| 1 | PROFFITT, JORDIE | 16 | HENDERSON CO, KY | 4:40.97 | 20 |
| | | | | 28.26 1:01.98 1:38.04 2:15.15 | |
| | | | | 2:54.69 3:36.24 4:08.18 4:40.97 | |
| 2 | BOATRIGHT, JEFF | 16 | WAYNESBORO FAM, VA | 4:42.49 | 17 |
| | | | | 28.65 1:01.71 1:38.77 2:16.54 | |
| | | | | 2:58.56 3:40.78 4:11.96 4:42.49 | |
| 3 | BAICY, JOE | 18 | RALEIGH, NC | 4:43.69 | 16 |
| | | | | 28.86 1:03.60 1:41.47 2:19.70 | |
| | | | | 2:59.60 3:40.47 4:12.71 4:43.69 | |
| 4 | HEWITT, MIKE | 18 | COUNTRYSIDE Y, OH | 4:44.31 | 15 |
| | | | | 29.61 1:04.19 1:40.48 2:17.48 | |
| | | | | 2:57.89 3:39.13 4:12.41 4:44.31 | |
| 5 | OLSZEWSKI, CHRIS | 17 | NW DUPAGE YMCA, IL | 4:45.10 | 14 |
| | | | | 28.79 1:02.84 1:38.41 2:14.19 | |
| | | | | 2:56.50 3:39.91 4:12.60 4:45.10 | |
| 6 | ATTEBERRY, JEFF | 17 | M E LYONS YMCA, OH | 4:45.36 | 13 |
| | | | | 29.61 1:03.19 1:41.05 2:18.20 | |
| | | | | 3:01.13 3:43.28 4:15.18 4:45.36 | |
| 7 | PERRY, WARREN | 17 | RALEIGH, NC | 4:46.28 | 12 |
| | | | | 28.44 1:02.41 1:40.90 2:18.54 | |
| | | | | 2:59.80 3:41.85 4:14.64 4:46.28 | |
| 8 | KUENDIG, DAVID | 18 | MARION COUNTY, FL | 4:46.41 | 11 |
| | | | | 29.66 1:03.39 1:41.41 2:18.96 | |
| | | | | 3:01.25 3:43.85 4:15.36 4:46.41 | |
| * Consolations | | | | | |
| 9 | MCCRACKEN, AARON | 15 | NAPERVILLE AREA, I | 4:46.09 | 9 |
| | | | | 29.77 1:04.60 1:41.70 2:18.15 | |
| | | | | 2:59.41 3:41.22 4:15.32 4:46.09 | |
| 10 | WEIR, SCOTT | 15 | GRAND RAPIDS SE, M | 4:46.56 | 7 |
| | | | | 30.32 1:04.20 1:41.26 2:18.25 | |
| | | | | 2:59.66 3:41.96 4:15.97 4:46.56 | |
| 11 | CHESSON, WIN | 14 | CHAPEL HL-CARBOR,N | 4:48.75 | 6 |
| | | | | 29.62 1:04.27 1:42.30 2:20.12 | |
| | | | | 3:02.12 3:44.85 4:17.48 4:48.75 | |
| 12 | SZABO, DAVID | 16 | ROANOKE CNTRL, VA | 4:49.78 | 5 |
| | | | | 31.52 1:08.05 1:44.98 2:21.52 | |
| | | | | 3:02.70 3:44.38 4:49.78 4:49.78 | |
| 13 | TOPITS, JASON | 17 | COUNTRYSIDE Y, OH | 4:51.85 | 4 |
| | | | | 29.69 1:05.00 1:42.46 2:20.17 | |
| | | | | 3:01.66 3:44.71 4:18.85 4:51.85 | |
| 14 | LOEWER, JOSHUA | 15 | SPARTANBURG, SC | 4:52.21 | 3 |
| | | | | 30.38 1:05.88 1:44.18 2:22.25 | |
| | | | | 3:02.78 3:45.50 4:19.00 4:52.21 | |

| PL | Name | Age | Team | Prelims | Pts |
|----|------------------|-----|--------------------|---------------------------------|-----|
| 1 | BOATRIGHT, JEFF | 16 | WAYNESBORO FAM, VA | 4:43.52 | - |
| | | | | 1:02.12 2:16.11 3:40.01 4:43.52 | |
| 2 | HEWITT, MIKE | 18 | COUNTRYSIDE Y, OH | 4:44.17 | - |
| | | | | 1:05.74 2:19.03 3:38.78 4:44.17 | |
| 3 | BAICY, JOE | 18 | RALEIGH, NC | 4:44.86 | - |
| | | | | 1:04.28 2:20.74 3:41.27 4:44.86 | |
| 4 | PERRY, WARREN | 17 | RALEIGH, NC | 4:45.73 | - |
| | | | | 1:03.46 2:18.67 3:39.80 4:45.73 | |
| 5 | KUENDIG, DAVID | 18 | MARION COUNTY, FL | 4:46.82 | - |
| | | | | 1:04.56 2:19.52 3:43.78 4:46.82 | |
| 6 | OLSZEWSKI, CHRIS | 17 | NW DUPAGE YMCA, IL | 4:46.91 | - |
| | | | | 1:04.83 2:16.83 3:42.08 4:46.91 | |
| 7 | PROFFITT, JORDIE | 16 | HENDERSON CO, KY | 4:47.13 | - |
| | | | | 1:03.21 2:18.39 3:39.37 4:47.13 | |
| 8 | ATTEBERRY, JEFF | 17 | M E LYONS YMCA, OH | 4:47.86 | - |
| | | | | 1:04.08 2:19.28 3:44.90 4:47.86 | |
| 9 | LOEWER, JOSHUA | 15 | SPARTANBURG, SC | 4:48.68 | - |
| | | | | 1:05.78 2:20.55 3:42.88 4:48.68 | |
| 10 | MCCRACKEN, AARON | 15 | NAPERVILLE AREA, I | 4:49.21 | - |
| | | | | 1:04.54 2:20.04 3:41.48 4:49.21 | |
| 11 | SZABO, DAVID | 16 | ROANOKE CNTRL, VA | 4:50.91 | - |
| | | | | 1:08.06 2:21.85 3:45.07 4:50.91 | |
| 12 | TOPITS, JASON | 17 | COUNTRYSIDE Y, OH | 4:50.94 | - |
| | | | | 1:06.32 2:21.41 3:44.04 4:50.94 | |
| 13 | CHESSON, WIN | 14 | CHAPEL HL-CARBOR,N | 4:52.79 | - |
| | | | | 1:05.56 2:24.10 3:49.30 4:52.79 | |
| 14 | WEIR, SCOTT | 15 | GRAND RAPIDS SE, M | 4:52.85 | - |
| | | | | 1:04.84 2:19.99 3:44.04 4:52.85 | |
| 15 | ARBOGAST, TONY | 17 | NW DUPAGE YMCA, IL | 4:53.56 | - |
| | | | | 1:07.37 2:23.42 3:46.31 4:53.56 | |

1998 NATIONAL YMCA LONG COURSE
SWIMMING CHAMPIONSHIPS

Complete Meet Results-LC Meters

| | | | | | | | |
|-----------------------|-----------------------|---------|---|--------------------|-----------------------|---------|---------|
| 16 JANSZEN, DAVID | 14 POWEL CROSLEY, OH | 4:54.31 | - | 34 ROBINSON, BEN | 15 READING/BERKS, PA | 5:07.77 | - |
| 1:07.64 | 2:23.56 | 3:50.15 | | 1:07.86 | 2:30.96 | 3:56.45 | 5:07.77 |
| 17 JANSZEN, JOHN | 16 POWEL CROSLEY, OH | 4:54.43 | - | 35 WELSH, BRYAN | 15 HAMILTON AREA, NJ | 5:09.02 | - |
| 1:06.10 | 2:21.27 | 3:48.69 | | 1:08.18 | 2:28.67 | 3:56.76 | 5:09.02 |
| 18 HELVEY, DEREK | 16 NW DUPAGE YMCA, IL | 4:54.79 | - | 36 TOREN, JARED | 17 WESTERN MONMOUTH,N | 5:09.86 | - |
| 1:04.80 | 2:21.53 | 3:45.91 | | 1:07.85 | 2:25.90 | 3:54.75 | 5:09.86 |
| 19 THROCKMORTON, RUSS | 16 PULASKI-HENSEL, VA | 4:55.74 | - | 37 FREEDMAN, COURT | 15 ROANOKE CNTRL, VA | 5:11.11 | - |
| 1:04.70 | 2:22.98 | 3:51.17 | | 1:09.82 | 5:11.11 | 5:11.11 | |
| 20 HUNTER, CHARLIE | 16 ROANOKE CNTRL, VA | 4:57.10 | - | 38 STRICHER, ERIC | 16 FARMINGTON BR, MI | 5:12.36 | - |
| 1:03.73 | 2:16.30 | 3:46.13 | | 1:09.71 | 2:29.65 | 4:00.84 | 5:12.36 |
| 21 RODKEY, MATTHEW | 14 RAPPAHANNOCK, VA | 4:57.20 | - | 39 KRING, ADAM | 17 FRANKFORT Y, KY | 5:13.66 | - |
| 1:07.24 | 2:21.12 | 3:47.10 | | 1:10.31 | 2:31.18 | 4:01.41 | 5:13.66 |
| 22 EDELL, STEVE | 17 SOMERSET HILLS, NJ | 4:57.26 | - | 40 HILL, JUSTIN | 15 OAK PARK YMCA, MI | 5:15.79 | - |
| 1:08.17 | 2:21.58 | 3:48.54 | | 1:14.00 | 2:34.62 | 4:00.68 | 5:15.79 |
| 23 WATKINS, GEORGE | 16 MONTGOMERY YMCA, A | 4:57.39 | - | 41 MATSON, JOHN | 16 CHAPEL HL-CARBOR,N | 5:18.43 | - |
| 1:06.50 | 2:26.47 | 3:51.05 | | 1:09.80 | 2:33.65 | 4:06.08 | 5:18.43 |
| 24 MAMMANO, JOE | 15 FLUSHING YMCA, NY | 4:58.24 | - | 42 PETERS, ANDY | 16 RALEIGH, NC | 5:19.05 | - |
| 1:07.20 | 2:24.27 | 3:51.75 | | 1:09.99 | 2:32.41 | 4:07.63 | 5:19.05 |
| 25 NEWCOMB, ROBERT | 17 PULASKI-HENSEL, VA | 4:59.44 | - | 43 LASEKE, IAN | 17 GAMBLE-NIPPERT, OH | 5:19.17 | - |
| 1:04.71 | 2:20.35 | 3:48.99 | | 1:11.34 | 2:34.54 | 4:05.59 | 5:19.17 |
| 26 LYNCH, ADAM | 18 GAMBLE-NIPPERT, OH | 5:02.80 | - | 44 BURER, ANTHONY | 16 FLUSHING YMCA, NY | 5:20.40 | - |
| 1:06.70 | 2:27.31 | 3:54.44 | | 1:11.08 | 2:34.27 | 4:10.14 | 5:20.40 |
| 27 DESANDRE, ROBERT | 16 HAMILTON AREA, NJ | 5:03.62 | - | 45 MULDER, DERRICK | 15 PIEDMONT FAMILY, V | 5:22.12 | - |
| 1:07.55 | 2:28.09 | 3:53.80 | | 1:11.03 | 2:33.17 | 4:06.92 | 5:22.12 |
| 28 SWIGON, MICHAEL | 17 ROWAN COUNTY, NC | 5:04.73 | - | - DESORBO, ANDREW | 16 ROWAN COUNTY, NC | DQ | - |
| 1:05.78 | 2:27.22 | 3:54.80 | | 1:05.16 | 2:19.17 | 3:43.76 | 4:52.65 |
| 29 RAUEN, GREG | 15 M E LYONS YMCA, OH | 5:05.87 | - | | | | |
| 1:10.66 | 2:29.93 | 4:00.38 | | | | | |
| 30 ANDERSON, LUKE | 16 PIEDMONT FAMILY, V | 5:06.68 | - | | | | |
| 1:05.69 | 2:23.52 | 3:56.21 | | | | | |
| 31 MOSHER, COREY | 18 SOUTHSIDE VIRGINIA | 5:06.93 | - | | | | |
| 1:07.99 | 2:22.91 | 3:56.85 | | | | | |
| 32 RINK, CHRISTOPHR | 15 WILTON FAMILY, CT | 5:07.02 | - | | | | |
| 1:10.78 | 2:27.68 | 4:00.10 | | | | | |
| 33 GRAVLEY, GRAHAM | 19 PULASKI-HENSEL, VA | 5:07.12 | - | | | | |
| 1:08.58 | 2:27.85 | 3:59.84 | | | | | |

Results are available at:
www.ymca.net/d/10/2.html

1998 NATIONAL YMCA LONG COURSE
SWIMMING CHAMPIONSHIPS

Complete Meet Results-LC Meters

=====
Event 29 Women 400 R-Medley
NATIONAL: * 4:25.59 GRAND RAPIDS, MI 08/94

| PL | Name | Team | Finals | Pts |
|----------------|----------------------|-----------------------|---------------------------------|-----|
| * Finals | | | | |
| 1 | Y1843 | NW DUPAGE YMCA, IL | 4:31.58 | 40 |
| | MILLER, SHANNON-15 | BEAN, JENNI-16 | | |
| | NICHOLSON, KATIE-15 | SZWEDA, MAUREEN-17 | | |
| | | | 32.94 1:09.95 1:45.55 2:27.58 | |
| | | | 2:56.90 3:32.23 3:59.86 4:31.58 | |
| 2 | Y4817 | M E LYONS YMCA, OH | 4:32.44 | 34 |
| | TOMES, MEGAN-13 | MULSHINE, BARB-18 | | |
| | ROSS, LEAH-17 | KEYES, SARAH-18 | | |
| | | | 33.88 1:10.90 1:45.34 2:25.49 | |
| | | | 2:56.08 3:30.97 3:59.67 4:32.44 | |
| 3 | Y1840 | NAPERVILLE AREA, I | 4:33.74 | 32 |
| | BUHRANDT, MOLLY-16 | SOUPPA, KRISTIN-16 | | |
| | O'FALLON, SARA-17 | WARE, MAGGIE-15 | | |
| | | | 32.82 1:08.92 1:45.02 2:25.99 | |
| | | | 2:56.02 3:33.01 4:01.35 4:33.74 | |
| 4 | Y5023 | SO COMM FAM BR, OH | 4:33.94 | 30 |
| | BARRENTINE, HOLLY-14 | JONES, KELLY-15 | | |
| | GEOROFF, ANDREA-15 | FIDEN, SARAH-17 | | |
| | | | 34.16 1:13.44 1:48.98 2:28.46 | |
| | | | 2:58.51 3:33.56 4:02.42 4:33.94 | |
| 5 | Y7125 | SCHROEDER MIL, WI | 4:33.98 | 28 |
| | RUTKOWSKI, SARA-18 | PURVIS, MEGHAN-18 | | |
| | KELLEY, HEATHER-17 | PETRIC, SARA-14 | | |
| | | | 32.66 1:08.55 1:45.54 2:28.46 | |
| | | | 2:58.65 3:34.29 4:02.47 4:33.98 | |
| 6 | Y2583 | ANNE ARUNDEL CO, MD | 4:37.11 | 26 |
| | KAVETSKY, ANNA-14 | SCHAPPER, SARAH-14 | | |
| | FRYER, KATHRYN-18 | SCHAPPER, SARAH E.-16 | | |
| | | | 33.48 1:08.52 1:46.33 2:28.96 | |
| | | | 2:59.55 3:35.46 4:04.55 4:37.11 | |
| 7 | Y3791 | MONTCLAIR YMCA, NJ | 4:37.92 | 24 |
| | DOLANSKY, LISA-17 | SAKOLSKY, JENNA-13 | | |
| | FABIANO, LAURA-13 | ASHENFELTER, LYNNE-15 | | |
| | | | 31.66 1:06.47 1:43.18 2:26.18 | |
| | | | 2:57.61 3:35.09 4:04.02 4:37.92 | |
| 8 | Y4256 | FLUSHING YMCA, NY | 4:38.90 | 22 |
| | TOMM, CHRISTIE-14 | DELMUNDO, MARIA-14 | | |
| | MADONIA, REGAN-18 | GERBER, STEFANIE-13 | | |
| | | | 34.67 1:13.78 1:49.13 2:29.75 | |
| | | | 3:00.43 3:37.71 4:07.04 4:38.90 | |
| * Consolations | | | | |
| 9 | Y4622 | WILMINGTON FAM, NC | 4:33.22 | 18 |
| | GOTTSCALK, ERIN-13 | HUGHES, MARGARET-15 | | |
| | CURRAN, CAROLINE-17 | MURCHISON, SARAH-14 | | |
| | | | 33.54 1:07.81 1:44.27 2:25.82 | |
| | | | 2:56.47 3:32.87 4:01.44 4:33.22 | |
| 10 | SPARTANBURG, SC | SPARTANBURG, SC | 4:34.68 | 14 |

| | | | | |
|----|-----------------------|---------------------|---------------------------------|----|
| | BARONKIN, LESLIE-16 | BOURGOIS, AMANDA-16 | | |
| | ORR, MELISSA-17 | CHAPMAN, JANE-18 | | |
| | | | 34.03 1:10.23 1:46.23 2:27.43 | |
| | | | 2:58.24 3:34.13 4:02.27 4:34.68 | |
| 11 | Y3915 | SOMERSET HILLS, NJ | 4:39.53 | 12 |
| | GALE, ALEXA-16 | SKODA, ALEXIS-15 | | |
| | CHAN, IRENE-16 | SCHEPPKE, KATE-18 | | |
| | | | 34.09 1:09.59 1:45.28 2:26.11 | |
| | | | 2:58.65 3:37.97 4:07.58 4:39.53 | |
| 12 | Y1025 | WILTON FAMILY, CT | 4:39.77 | 10 |
| | DUDLEY, LAUREN-17 | DUGGAN, SHANNON-14 | | |
| | TAFT, LAUREN-14 | MOFFAT, EMILY-15 | | |
| | | | 34.74 1:11.70 1:48.08 2:29.81 | |
| | | | 3:01.52 3:38.47 4:08.27 4:39.77 | |
| 13 | Y2365 | CENTRAL KENTUCKY | 4:40.86 | 8 |
| | THOMAS, DEANNE-17 | FAHS, STEPHANIE-14 | | |
| | ALLEN, AMY-14 | DUFFY, MEGHAN-16 | | |
| | | | 33.79 1:10.95 1:48.99 2:32.05 | |
| | | | 3:02.26 3:38.92 4:08.71 4:40.86 | |
| 14 | Y5637 | WEST SHORE YMCA, P | 4:41.02 | 6 |
| | WHITE, MEGAN-13 | BIANCO, LIANE-13 | | |
| | NONEMAKER, JESSICA-14 | GROVER, MOLLIE-17 | | |
| | | | 33.93 1:12.16 1:47.26 2:29.30 | |
| | | | 3:01.13 3:39.38 4:08.72 4:41.02 | |
| 15 | Y5025 | COUNTRYSIDE Y, OH | 4:41.73 | 4 |
| | KEEVER, BRANDY-15 | SMITH, KIM-16 | | |
| | SEVERSON, KATIE-16 | FRENCH, MEREDITH-14 | | |
| | | | 32.55 1:08.29 1:46.01 2:31.13 | |
| | | | 3:02.56 3:38.70 4:08.29 4:41.73 | |
| 16 | Y1205 | PLAYGROUND AREA, F | 4:44.46 | 2 |
| | NAGY, BETSY-17 | RASOR, HEATHER-15 | | |
| | RASOR, TONYA-16 | MILLER, MAI LI-16 | | |
| | | | 33.89 1:10.21 1:47.76 2:31.99 | |
| | | | 3:02.34 3:39.39 4:09.51 4:44.46 | |

| PL | Name | Team | Prelims | Pts |
|----|---------------------|-----------------------|---------------------------------|-----|
| 1 | Y1843 | NW DUPAGE YMCA, IL | 4:35.36 | - |
| | PEASLEE, EMILY-16 | BEAN, JENNI-16 | | |
| | NICHOLSON, KATIE-15 | SZWEDA, MAUREEN-17 | | |
| | | | 1:10.60 2:29.84 3:35.57 4:35.36 | |
| 2 | Y1840 | NAPERVILLE AREA, I | 4:35.73 | - |
| | BUHRANDT, MOLLY-16 | SELNER, STEPH-14 | | |
| | O'FALLON, SARA-17 | WARE, MAGGIE-15 | | |
| | | | 1:10.38 2:27.89 3:34.56 4:35.73 | |
| 3 | Y4817 | M E LYONS YMCA, OH | 4:36.53 | - |
| | TOMES, MEGAN-13 | MULSHINE, BARB-18 | | |
| | ROSS, LEAH-17 | KEYES, SARAH-18 | | |
| | | | 1:11.87 2:27.60 3:34.24 4:36.53 | |
| 4 | Y2583 | ANNE ARUNDEL CO, MD | 4:36.79 | - |
| | KAVETSKY, ANNA-14 | SCHAPPER, SARAH-14 | | |
| | FRYER, KATHRYN-18 | SCHAPPER, SARAH E.-16 | | |
| | | | 1:08.79 2:28.55 3:35.50 4:36.79 | |
| 5 | Y3791 | MONTCLAIR YMCA, NJ | 4:37.39 | - |

1998 NATIONAL YMCA LONG COURSE
SWIMMING CHAMPIONSHIPS

Complete Meet Results-LC Meters

| | | | | | | | |
|----|-----------------------|------------------------|--------------------|---------|-----------------------|-----------------------|---|
| | DOLANSKY, LISA-17 | SAKOLSKY, JENNA-13 | 1:10.06 | 2:31.61 | 3:39.91 | 4:43.44 | |
| | FABIANO, LAURA-13 | ASHENFELTER, LYNNE-15 | 19 Y0118 | | MONTGOMERY YMCA, A | 4:43.59 | - |
| | 1:07.24 | 2:26.86 | 3:34.95 | 4:37.39 | MCCOY, APRIL-14 | WHEATLEY, AMY-13 | |
| 6 | Y5023 | SO COMM FAM BR, OH | 4:37.80 | - | FIGH, LEIGH-17 | BURNETT, M.C.-16 | |
| | FIDEN, SARAH-17 | JONES, KELLY-15 | 1:12.43 | 2:33.85 | 3:41.59 | 4:43.59 | |
| | GEOROFF, ANDREA-15 | WOESSNER, SUSAN-17 | 20 Y6795 | | ROANOKE CNTRL, VA | 4:44.45 | - |
| | 1:13.25 | 2:29.39 | 3:34.79 | 4:37.80 | MENKEDICK, KRISTA-14 | NEIGHBORS, ASHLEY-15 | |
| 7 | Y4256 | FLUSHING YMCA, NY | 4:37.89 | - | SPRADLIN, JAMIE-16 | MCGUIRE, BERNETTA-14 | |
| | TOMM, CHRISTIE-14 | DELMUNDO, MARIA-14 | 1:13.71 | 2:32.25 | 3:41.83 | 4:44.45 | |
| | MADONIA, REGAN-18 | GERBER, STEFANIE-13 | 21 Y4827 | | POWEL CROSLLEY, OH | 4:45.33 | - |
| | 1:13.83 | 2:29.28 | 3:36.81 | 4:37.89 | GIESEKER, LISA-17 | BROXTERMAN, CINDY-17 | |
| 8 | Y7125 | SCHROEDER MIL, WI | J4:38.90 | - | REYNOLDS, MICHELLE-15 | WETZEL, MIKALA-18 | |
| | RUTKOWSKI, SARA-18 | PURVIS, MEGHAN-18 | 1:11.97 | 2:33.20 | 3:42.37 | 4:45.33 | |
| | KELLEY, HEATHER-17 | PETRIC, SARA-14 | 22 Y5923 | | REGIONAL FAMILY, P | 4:46.01 | - |
| | 1:08.58 | 2:31.39 | 3:37.66 | 4:38.90 | BRUZDA, KATIE-16 | SUTYAK, JAMIE-13 | |
| 9 | Y4622 | WILMINGTON FAM, NC | J4:38.90 | - | BANKOVICH, BETHANY-15 | WEEKS, ABBY-18 | |
| | GOTTSCHALK, ERIN-13 | HUGHES, MARGARET-15 | 1:06.76 | 2:31.45 | 3:41.50 | 4:46.01 | |
| | HONMA, KRISTEN-16 | CURRAN, CAROLINE-17 | 23 NEWARK YMCA, DE | | NEWARK YMCA, DE | 4:46.99 | - |
| | 1:08.75 | 2:27.50 | 3:37.94 | 4:38.90 | BAILEY, AMBER-16 | KUCZMARSKI, KATIE-14 | |
| 10 | SPARTANBURG, SC | SPARTANBURG, SC | 4:39.27 | - | ANDRUSKIEWICZ, AMY-17 | PLUMMER, MELLISSA-16 | |
| | BARONKIN, LESLIE-16 | BOURBOIS, AMANDA-16 | 1:13.90 | 2:33.43 | 3:43.92 | 4:46.99 | |
| | HOLMAN, MEREDITH-15 | CHAPMAN, JANE-18 | 24 Y3031 | | GRAND RAPIDS SE, M | 4:47.39 | - |
| | 1:10.66 | 2:28.42 | 3:38.64 | 4:39.27 | MCKENZIE, ELLEN-14 | GRAHAM, LARISA-15 | |
| 11 | Y3915 | SOMERSET HILLS, NJ | 4:40.27 | - | SANDMANN, LEAH-17 | HORTON, ALLISON-15 | |
| | GALE, ALEXA-16 | SKODA, ALEXIS-15 | 1:13.03 | 2:34.01 | 3:44.63 | 4:47.39 | |
| | CHAN, IRENE-16 | SCHPEPKKE, KATE-18 | 25 Y6807 | | WAYNESBORO FAM, VA | 4:47.49 | - |
| | 1:10.20 | 2:26.53 | 3:37.78 | 4:40.27 | MATTHEWS, MELANIE-17 | KNOPP, LAURA-14 | |
| 12 | Y1025 | WILTON FAMILY, CT | 4:40.31 | - | SNYDER, AUTUM-16 | GLOVER, BETHANY-15 | |
| | DUDLEY, LAUREN-17 | DUGGAN, SHANNON-14 | 1:11.85 | 1:27.61 | 3:43.30 | 4:47.49 | |
| | TAFT, LAUREN-14 | MOFFAT, EMILY-15 | 26 Y5908 | | BOYERTOWN AREA, PA | 4:47.58 | - |
| | 1:13.01 | 2:30.34 | 3:38.35 | 4:40.31 | TIGAR, SARA-17 | MOATZ, LESLIE-15 | |
| 13 | Y5637 | WEST SHORE YMCA, P | 4:41.50 | - | SCHOCK, MARY-17 | DOLAN, BECKY-17 | |
| | WHITE, MEGAN-13 | BIANCO, LIANE-13 | 1:13.77 | 2:35.17 | 3:44.46 | 4:47.58 | |
| | NONEMAKER, JESSICA-14 | GROVER, MOLLIE-17 | 27 Y1292 | | MARION COUNTY, FL | 4:49.57 | - |
| | 1:11.94 | 2:29.45 | 3:39.96 | 4:41.50 | PERRY, NATASHA-18 | GAPFNEY, LAUREN-14 | |
| 14 | Y5025 | COUNTRYSIDE Y, OH | 4:42.15 | - | CRAGGS, HOLLY-17 | BRUNDAGE, ALLISON-15 | |
| | KEEVER, BRANDY-15 | SMITH, KIM-16 | 1:14.70 | 2:37.65 | 3:48.24 | 4:49.57 | |
| | SEVERSON, KATIE-16 | FRENCH, MEREDITH-14 | 28 HAGERSTOWN, MD | | HAGERSTOWN, MD | 4:49.62 | - |
| | 1:08.60 | 2:32.04 | 3:39.55 | 4:42.15 | BOWER, KATHERINE-18 | GRIFFITH, ALLISON-16 | |
| 15 | Y1205 | PLAYGROUND AREA, F | 4:42.31 | - | CARROLL, EMILY-14 | SAPPEY, LISA-15 | |
| | NAGY, BETSY-17 | RASOR, HEATHER-15 | 1:15.52 | 2:38.51 | 3:45.99 | 4:49.62 | |
| | RASOR, TONYA-16 | MILLER, MAI LI-16 | 29 Y3783 | | METUCHEN-EDISON, N | 4:49.93 | - |
| | 1:09.84 | 2:30.46 | 3:37.43 | 4:42.31 | KENNEDY, KENDRA-14 | PATTERSON, RYAN-14 | |
| 16 | Y2365 | CENTRAL KENTUCKY | 4:42.46 | - | DEPRESE, MICHELLE-17 | VASSALLO, KRISTEN-16 | |
| | THOMAS, DEANNE-17 | FAHS, STEPHANIE-14 | 1:10.84 | 2:33.78 | 3:45.89 | 4:49.93 | |
| | ALLEN, AMY-14 | DUFFY, MEGHAN-16 | 30 Y6712 | | RAPPAHANNOCK, VA | 4:50.64 | - |
| | 1:11.18 | 2:32.30 | 3:39.55 | 4:42.46 | HANSBROUGH, MARIE-17 | FETTER, AMANDA-13 | |
| 17 | Y3765 | HAMILTON AREA, NJ | 4:43.09 | - | SASSER, VIRGINIA-13 | JONES, TAMARA-16 | |
| | PANSINI, CHRISTINA-18 | DEVLIN, ERIN-12 | 1:10.30 | 2:35.02 | 2:50.25 | 4:50.64 | |
| | SWANEY, ANDREA-14 | WILLIAMS, CHRISTINE-16 | 31 FRANKFORT Y, KY | | FRANKFORT Y, KY | 4:51.19 | - |
| | 1:10.40 | 2:32.75 | 3:41.68 | 4:43.09 | LOWE, KRISTEN-15 | FOSTER, ELIZABETH-14 | |
| 18 | RALEIGH, NC | RALEIGH, NC | 4:43.44 | - | ZERHUSEN, MEGAN-18 | MCCAULEY, MEREDITH-17 | |
| | STOCKS, BAKER-17 | STONE, DANLEY-17 | 1:14.30 | 2:39.28 | 3:50.12 | 4:51.19 | |
| | NICHOLS, RUTH-15 | POLLENZ, JAMIE-17 | 32 Y5967 | | UPPER MAIN LINE, PA | 4:51.42 | - |

1998 NATIONAL YMCA LONG COURSE
SWIMMING CHAMPIONSHIPS

Complete Meet Results-LC Meters

| | | | | | |
|----------------------|-----------------------|--------------------|---------------------|-----------------------|-------------------------|
| REED, SARAH-15 | FOGLIZZO, DIANE-14 | 1:13.11 | 2:34.90 | 3:51.80 | 4:58.03 |
| RICE, LESLIE-14 | EDWARDS, SUSAN-16 | 46 KISHWAUKEE, IL | KISHWAUKEE, IL | 4:58.17 | - |
| 1:10.16 | 2:34.29 | 3:48.34 | 4:51.42 | LEGER, SIMONE-15 | EAMES, LEAH-16 |
| 33 Y4628 | WINSTON-SALEM, NC | 4:51.57 | - | ROBISON, KATIE-15 | KOEPCKE, KIRSTEN-15 |
| PLEASANTS, LAUREN-14 | TOWER, LAUREN-15 | 1:15.06 | 2:41.18 | 3:52.50 | 4:58.17 |
| PARKS, CATHERINE-15 | GREENSTREET, TYLER-14 | 47 BLUE ASH Y, OH | BLUE ASH Y, OH | 4:58.61 | - |
| 1:16.89 | 2:35.94 | 3:44.41 | 4:51.57 | URSINI, JILL-15 | HAUSER, PAULA-18 |
| 34 HUNTINGTON, WV | HUNTINGTON, WV | 4:51.60 | - | KAIL, MELANIE-18 | MCFERRAN, JESSE-15 |
| ANDERSON, KELLEY-14 | WEBB, MELLISA-14 | 1:15.50 | 2:36.75 | 3:49.95 | 4:58.61 |
| HEREFORD, SARAH-15 | ANDERSON, ALEXIA-13 | 48 DARIEN YMCA, CT | DARIEN YMCA, CT | 4:59.34 | - |
| 1:13.95 | 2:37.34 | 3:48.83 | 4:51.60 | CLOSE, KAREN-15 | CRAUMER, CAITLIN-15 |
| 35 Y4815 | GAMBLE-NIPPERT, OH | 4:51.69 | - | THELIN, TOREY-13 | GEIMER, LINDSAY-15 |
| SCHOBORG, LIZ-14 | HUNTER, KATIE-15 | 1:17.28 | 2:41.62 | 3:51.72 | 4:59.34 |
| MCHUGH, CAROLYN-15 | GRIFFITH, LAUREN-16 | 49 Y7093 | MASISON WEST, WI | 4:59.40 | - |
| 1:14.71 | 2:35.93 | 3:48.00 | 4:51.69 | LYNAM, COURTNEY-15 | GLAZE, KATE-14 |
| 36 Y2957 | BURMINGHAM FAM, MI | 4:52.36 | - | LIEBMANN, KATIE-15 | DEVRIES, JULIE-14 |
| JOHNSON, SARA-16 | LEBIEDE, KATY-16 | 1:18.78 | 2:39.49 | 3:51.10 | 4:59.40 |
| JOHNSON, AMANDA A-13 | KAZNECKI, LAURA-17 | 50 Y5035 | DEFIANCE AREA, OH | 5:00.16 | - |
| 1:08.67 | 2:35.78 | 3:48.35 | 4:52.36 | BALL, JESSICA-15 | HASSELSCHWERT, MEGAN-15 |
| 37 Y2648 | BEVERLY REGION, MA | 4:52.75 | - | SMITLEY, KYLE-13 | NIESE, LEANNE-17 |
| ZARBA, NICOLE-14 | DICKIE, HANNAH-14 | 1:16.90 | 2:36.44 | 3:53.28 | 5:00.16 |
| ROSEN, RACHEL-16 | BURKE, ERIN-17 | 51 Y5568 | BRANDYWINE BR, PA | 5:01.11 | - |
| 1:14.24 | 2:38.37 | 3:49.70 | 4:52.75 | BARNES, JESSICA-13 | BARNES, KRISTY-17 |
| 38 Y6765 | PULASKI-HENSEL, VA | 4:53.05 | - | TRAVAGLINI, SHEENA-15 | JOHN, KATIE-14 |
| HATFIELD, LEXI-15 | GARRATT, BETSY-17 | 1:11.92 | 2:38.69 | 3:54.57 | 5:01.11 |
| DELAGARZA, LORENA-12 | MOORE, ANNIE-15 | 52 Y5995 | YORK & YORK CO, PA | 5:01.77 | - |
| 1:15.40 | 2:35.36 | 3:49.51 | 4:53.05 | MANN, ALEXA-13 | CROUSE, ERIN-15 |
| 39 Y6749 | SOUTHSIDE VIRGINIA | 4:53.44 | - | SMITH, AMANDA-15 | WILLIAMS, JENNIFER-16 |
| SMITH, ALICIA-15 | ANDREWS, JAMIE-16 | 1:15.25 | 2:36.34 | 3:54.38 | 5:01.77 |
| PINKSTON, LAUREN-13 | VINSON, JESSICA-14 | 53 Y5907 | READING/BERKS, PA | 5:02.18 | - |
| 1:11.95 | 2:33.34 | 3:47.55 | 4:53.44 | NEVEL, LAURA-15 | STRUNK, JESSIKA-15 |
| 40 NEW CANAAN, CT | NEW CANAAN, CT | 4:55.68 | - | STRUNK, DEANNA-14 | BAYLIFF, TORI-14 |
| PITTMAN, JENNIFER-13 | CANNELL, DEIRDRE-13 | 1:16.31 | 2:42.00 | 3:56.75 | 5:02.18 |
| FAUGHNAN, MEG-14 | CONDON, MEG-14 | 54 Y5265 | BEAVERCREEK Y, OH | 5:02.90 | - |
| 1:13.13 | 2:38.00 | 3:52.72 | 4:55.68 | PATTERSON, JENNY-17 | BUCK, MICHELLE-16 |
| 41 Y0398 | PALISADES MALIBU, C | 4:56.22 | - | ERWIN, SARAH-15 | VOGEL, KAREN-13 |
| JOHNSON, LAURA-13 | GIBSON, HAYLEY-12 | 1:15.06 | 2:40.70 | 3:56.07 | 5:02.90 |
| GABAYAN, SHARON-16 | DAVIDOFF, CARA-12 | 55 ANDOVER, MA | ANDOVER, MA | 5:03.67 | - |
| 1:17.80 | 2:37.18 | 3:52.05 | 4:56.22 | HARLOW, LAUREN-13 | NIZINSKI, JULIA-12 |
| 42 Y7061 | GTR GREEN BAY, WI | 4:56.80 | - | DEMERS, SARAH-12 | HINDS, HOLLY-13 |
| BRAGER, LAURA-15 | GRAMS, ERIN-13 | 1:16.55 | 2:43.98 | 3:58.23 | 5:03.67 |
| WEBB, ERIN-16 | SCHLEIS, ELIZABETH-17 | 56 Y2601 | WSTN/CATONSVILLE, M | 5:04.86 | - |
| 1:10.55 | 2:36.06 | 3:51.73 | 4:56.80 | KUZIEL, NINA-13 | SHEPARD, MEAGHAN-18 |
| 43 Y6682 | PIEDMONT FAMILY, V | 4:57.10 | - | IRBY, JENNIFER-15 | KUZIEL, SOPHIA-15 |
| SIMONS, JORDAN-16 | POSPIESZALSKA, M.-13 | 1:16.37 | 2:42.84 | 4:00.47 | 5:04.86 |
| LEGG, KATE-13 | MCDONALD, RACHEL-14 | 57 Y4510 | CHAPEL HL-CARBOR, N | 5:05.07 | - |
| 1:12.62 | 2:38.81 | 3:49.63 | 4:57.10 | BANNING-ARNDT, B.-13 | ALBERT, MANDIE-14 |
| 44 CHESHIRE BR, CT | CHESHIRE BR, CT | 4:57.91 | - | RESETAR, LORRI-17 | MILLER, ALYSSA-12 |
| MARTIN, KATIE-16 | STANGO, MELISSA-14 | 1:16.28 | 2:44.88 | 3:58.60 | 5:05.07 |
| FRANCIS, LISA-17 | MCLELLAN, ASHLEY-13 | 58 FOND DU LAC, WI | FOND DU LAC, WI | 5:05.67 | - |
| 1:13.51 | 2:37.16 | 3:51.61 | 4:57.91 | KOEHN, ASHLEY-14 | BAUS, ANNE-14 |
| 45 Y2597 | TOWSON BRANCH, MD | 4:58.03 | - | OSTMAN, PETRA-15 | HINKE, TARA-14 |
| COSTA, JODY-18 | PANG, ERICA-13 | 1:13.85 | 2:33.96 | 3:55.19 | 5:05.67 |
| DIANDERAS, SYLVIA-16 | GORSKI, REBECCA-15 | 59 Y6663 | GTR BURLINGTON, VT | 5:06.21 | - |

1998 NATIONAL YMCA LONG COURSE
SWIMMING CHAMPIONSHIPS

Complete Meet Results-LC Meters

| | | | | | | | |
|--------------------|-----------------------|---------------------|-------------------|---------|-------------------------|------------------------|---------|
| | COWIE, MEREDITH-15 | REED, ELIZABETH-14 | 1:14.21 | 2:46.41 | 4:04.65 | 5:15.54 | |
| | WRIGHT, KELLY-16 | ARONSSON, LAURA-12 | 73 Y5949 | | ALLEGHENY VAL, PA | 5:15.61 | - |
| | 1:14.16 | 2:40.32 | 3:56.67 | 5:06.21 | IRVIN, CHELSEA-13 | SUJANSKY, DIANE-13 | |
| 60 Y5231 | SO TOLEDO BR, OH | 5:06.48 | - | | VOYTKO, LISA-18 | LESLIE, ABBY-15 | |
| | STILES, KATIE-16 | WIMMER, JILL-16 | | 1:21.23 | 2:46.44 | 4:07.57 | 5:15.61 |
| | ARMSTRONG, JAIMI-17 | POWELL, ASHLEIGH-13 | 74 Y3586 | | GTR MANCHESTER, NH | 5:17.41 | - |
| | 1:22.75 | 2:49.50 | 3:59.53 | 5:06.48 | SARGENT, BRIANNA-18 | CLAIRBORN, KATY-18 | |
| 61 Y2353 | TRI-CITY FAM, KY | 5:07.94 | - | | VANDERBEKEN, KATHRYN-16 | BERTHELETTE, AMANDA-15 | |
| | TOMKINS, HOLLY-15 | MELVILLE, ERIN-16 | | 1:19.40 | 2:45.24 | 4:07.96 | 5:17.41 |
| | SNYDER, STEPHANIE-13 | O'GORMAN, EMILY-14 | 75 Y7073 | | LA CROSSE AREA, WI | 5:17.56 | - |
| | 1:20.44 | 2:44.87 | 4:00.95 | 5:07.94 | TIERNEY, ERIN-14 | TIERNEY, LIZ-17 | |
| 62 Y1551 | AURORA FAMILY, IL | 5:07.95 | - | | FLUEKIGER, LINDSEY-14 | RIBERICH, CHANDRA-16 | |
| | BROMANN, AMY-12 | WANTOCH, HEATHER-17 | | 1:22.72 | 2:48.85 | 4:12.98 | 5:17.56 |
| | NOWAK, MARY-15 | DUNHAM, MELODY-15 | 76 OLD COLONY, MA | | OLD COLONY, MA | 5:18.16 | - |
| | 1:16.91 | 2:45.12 | 4:01.44 | 5:07.95 | BOURDAN, JILLIAN-16 | EATON, PAMELA-17 | |
| 63 Y4618 | ROWAN COUNTY, NC | 5:08.37 | - | | GINSBURG, ALIZA-15 | CENTOFANTI, LAURA-17 | |
| | OH, JENNY-13 | RIBELIN, NETTIE-16 | | 1:17.10 | 2:48.31 | 4:09.03 | 5:18.16 |
| | HUFF, AMANDA-14 | SWIGON, BETHANY-13 | 77 Y7169 | | STEVENS POINT, WI | 5:18.39 | - |
| | 1:19.66 | 2:48.26 | 4:00.61 | 5:08.37 | JACOBS, MARIE-16 | GOLLA, MEGAN-13 | |
| 64 Y5938 | STATE COLLEGE, PA | 5:09.62 | - | | HERDER, RACHEL-16 | POTTER, ELIZABETH-15 | |
| | COLE, BECKY-15 | CRNIC, ALLISON-15 | | 1:20.14 | 2:50.85 | 4:10.75 | 5:18.39 |
| | WHITTAM, ELIZABETH-15 | WILD, ERICA-14 | - Y1561 | | OAK PARK YMCA, IL | DQ | - |
| | 1:16.64 | 2:49.90 | 4:03.66 | 5:09.62 | NORTON, MAGGIE-14 | BOBLICK, KATE-13 | |
| 65 Y2575 | HARFORD COUNTY, MD | 5:10.70 | - | | MADONIA, MICHELLE-17 | GLANCY, CRISTIN-15 | |
| | RUBEOR, RENEE-15 | EYLER, KRISTI-15 | | 1:18.02 | 2:45.76 | 3:57.72 | 5:05.05 |
| | BALAGUER, BETSY-13 | KOPAJTIC, LAUREN-16 | - OLEAN YMCA, NY | | OLEAN YMCA, NY | DQ | - |
| | 1:19.58 | 2:47.44 | 4:01.26 | 5:10.70 | RAIMONDI, JENNY-14 | SWETZTER, SARAH-14 | |
| 66 LAKE COUNTY, IL | LAKE COUNTY, IL | 5:11.39 | - | | HORSLEY, ERIN-15 | MEYERS, AMANDA-15 | |
| | PICHOTTA, KATIE-16 | HEWITT, KATIE-14 | | 1:18.42 | 2:45.31 | 4:04.34 | 5:11.99 |
| | HALL, TANYA-16 | TIPPET, MELISSA-16 | - FLINT YMCA, MI | | FLINT YMCA, MI | DQ | - |
| | 1:16.66 | 2:46.52 | 4:06.70 | 5:11.39 | SHALLA, AMBER-13 | COWEN, ABBEY-17 | |
| 67 Y5973 | WASHINGTON Y, PA | 5:11.53 | - | | KORSEDAL, LIZ-15 | SWEEZEA, KATRINA-14 | |
| | NADER, JENNA-14 | KRETZ, JESSICA-13 | | 1:14.52 | 2:40.16 | 3:52.03 | 4:57.52 |
| | KRETZ, LAUREN-15 | DLUGONSKI, DEE-15 | | | | | |
| | 1:19.46 | 2:48.14 | 4:08.10 | 5:11.53 | | | |
| 68 Y3067 | OAK PARK YMCA, MI | 5:13.03 | - | | | | |
| | RAPP, EMILY-17 | LAPINSKI, EMILY-18 | | | | | |
| | MAYERCAK, NIKI-17 | VOSS, LINDSAY-14 | | | | | |
| | 1:22.51 | 2:46.31 | 4:06.58 | 5:13.03 | | | |
| 69 Y2687 | N SUB BOSTON, MA | 5:14.10 | - | | | | |
| | LOVEJOY, LIZ-13 | KERIVAN, LAUREN-15 | | | | | |
| | MEHRINGER, STACEY-14 | DRISCOLL, KATY-14 | | | | | |
| | 1:20.34 | 2:52.60 | 4:06.57 | 5:14.10 | | | |
| 70 Y2849 | SO SHORE QUINCY, MA | 5:14.43 | - | | | | |
| | MCLAUGHLIN, JULIA-15 | AHERN, REBECCA-17 | | | | | |
| | JOHNSON, ALISSA-14 | HARKNESS, SARAH-15 | | | | | |
| | 1:13.96 | 2:43.77 | 4:04.44 | 5:14.43 | | | |
| 71 Y7155 | OSHKOSH COMM, WI | 5:15.37 | - | | | | |
| | ALTMANN, JENNIFER-16 | BRADLEY, SARAH-17 | | | | | |
| | DEMUNCK, SONYA-16 | JANSSEN, ERICA-16 | | | | | |
| | 1:20.71 | 2:47.51 | 4:08.94 | 5:15.37 | | | |
| 72 Y2901 | GTR WESTFIELD, MA | 5:15.54 | - | | | | |
| | PLACZEK, HILARY-18 | CRUM, CARRIE-17 | | | | | |
| | PION, NICOLE-16 | HERMAN, JESSICA-14 | | | | | |

1998 NATIONAL YMCA LONG COURSE
SWIMMING CHAMPIONSHIPS

Complete Meet Results-LC Meters

Event 30 Men 400 R-Medley
NATIONAL: * 4:00.37 SPARTANBURG, SC 08/91
QUAL METER: ! 4:52.69 08/98
QUAL YARD: # 4:15.51 08/98

| PL | Name | Team | Finals | Pts |
|----------------|---------------------|-----------------------|----------|-----|
| * Finals | | | | |
| 1 | Y1843 | NW DUPAGE YMCA, IL | 4:01.23# | 40 |
| | OLSZEWSKI, CHRIS-17 | TRAUTVETTER, ERIC-17 | | |
| | GRAVES, JAMES-16 | WUENSCH, AARON-14 | | |
| | 29.32 1:00.26 | 1:32.28 2:10.89 | | |
| | 2:37.19 3:07.51 | 3:32.79 4:01.23 | | |
| 2 | RALEIGH, NC | RALEIGH, NC | 4:04.45# | 34 |
| | DEAN, JOHN-16 | BAICY, JOE-18 | | |
| | PERRY, WARREN-17 | MILLS, JON-16 | | |
| | 30.43 1:02.96 | 1:34.31 2:10.66 | | |
| | 2:37.02 3:08.63 | 3:34.85 4:04.45 | | |
| 3 | Y4817 | M E LYONS YMCA, OH | 4:04.61# | 32 |
| | FOSTER, ERIC-17 | KAUSCHER, ROB-15 | | |
| | RUSSO, WILL-18 | HAUSLANDEN, DOUG-16 | | |
| | 30.64 1:03.02 | 1:34.49 2:11.92 | | |
| | 2:38.67 3:10.70 | 3:35.75 4:04.61 | | |
| 4 | Y5023 | SO COMM FAM BR, OH | 4:06.74# | 30 |
| | GROSS, MICHAEL-18 | FIDEN, DREW-18 | | |
| | BROWN, RYAN-18 | NICHOLAS, BRIAN-16 | | |
| | 29.81 1:01.71 | 1:33.28 2:10.05 | | |
| | 2:37.23 3:10.84 | 3:36.95 4:06.74 | | |
| 5 | Y1840 | NAPERVILLE AREA, I | 4:07.83# | 28 |
| | SIMCOCK, MATT-16 | MCCRACKEN, AARON-15 | | |
| | SLOUF, ERICH-18 | KNIPPENBERG, BRADY-16 | | |
| | 31.85 1:05.59 | 1:36.66 2:13.41 | | |
| | 2:40.29 3:10.56 | 3:38.20 4:07.83 | | |
| 6 | Y4815 | GAMBLE-NIPPERT, OH | 4:09.25# | 26 |
| | ENSE, MATT-18 | JACOB, PAUL-16 | | |
| | THOMAS, GREG-17 | RANSENBERG, SCOTT-16 | | |
| | 31.06 1:04.27 | 1:36.70 2:14.67 | | |
| | 2:42.23 3:13.69 | 3:40.02 4:09.25 | | |
| 7 | Y5025 | COUNTRYSIDE Y, OH | 4:11.00# | 24 |
| | GATES, GREG-17 | BURNS, BRETT-16 | | |
| | HEWITT, MIKE-18 | SEVERSON, ERIC-18 | | |
| | 30.37 1:04.31 | 1:36.03 2:12.42 | | |
| | 2:41.45 3:14.35 | 3:40.83 4:11.00 | | |
| 8 | FRANKFORT Y, KY | FRANKFORT Y, KY | 4:11.23# | 22 |
| | DADE, SHAWN-17 | FOSTER, ROBBIE-17 | | |
| | PERKINS, DEREK-19 | DUNN, JARED-17 | | |
| | 31.78 1:04.77 | 1:36.60 2:13.49 | | |
| | 2:41.71 3:15.50 | 3:42.04 4:11.23 | | |
| * Consolations | | | | |
| 9 | Y6795 | ROANOKE CNTRL, VA | 4:09.86# | 18 |
| | HUNTER, CHARLIE-16 | RHINESMITH, DAVID-15 | | |
| | MCLEOD, GEOFF-16 | SMITH, MATT A-16 | | |
| | 30.84 1:03.17 | 1:35.58 2:14.55 | | |

| | | | | |
|----|----------------------|--------------------|----------|----|
| 10 | Y4827 | POWEL CROSLLEY, OH | 4:11.60# | 14 |
| | JANSZEN, DAVID-14 | HUBER, TOM-18 | | |
| | JANSZEN, JOHN-16 | HOSTERMAN, PHIL-18 | | |
| | 30.46 1:03.55 | 1:34.82 2:12.37 | | |
| | 2:41.60 3:16.57 | 3:42.36 4:11.60 | | |
| 11 | Y4256 | FLUSHING YMCA, NY | 4:12.03# | 12 |
| | DELLAGIOVANNA, B.-16 | MARK, RUSSELL-18 | | |
| | CASTILLO, MATTHEW-15 | MARK, DOUGLAS-17 | | |
| | 30.98 1:05.07 | 1:37.00 2:14.60 | | |
| | 2:41.96 3:14.87 | 3:42.01 4:12.03 | | |
| 12 | Y5907 | READING/BERKS, PA | 4:12.40# | 10 |
| | BOXER, ERIC-16 | MAURER, CHRIS-17 | | |
| | HENLY, MARK-16 | ROBINSON, BEN-15 | | |
| | 30.98 1:06.22 | 1:37.38 2:13.67 | | |
| | 2:41.75 3:14.30 | 3:41.88 4:12.40 | | |
| 13 | BLUE ASH Y, OH | BLUE ASH Y, OH | 4:14.40# | 8 |
| | RAPPERTY, TJ-16 | NEUBAUER, IAN-17 | | |
| | FUNCH, MATT-16 | PIERCE, BRANDON-16 | | |
| | 32.48 1:06.03 | 1:37.77 2:14.72 | | |
| | 2:43.67 3:19.23 | 3:45.07 4:14.40 | | |
| 14 | Y6712 | RAPPAHANNOCK, VA | 4:14.78# | 6 |
| | LOVERDI, JASON-17 | RODKEY, DREW-16 | | |
| | RODKEY, MATTHEW-14 | LANG, ALEX-18 | | |
| | 29.90 1:01.96 | 1:35.62 2:15.55 | | |
| | 2:43.45 3:17.84 | 3:44.49 4:14.78 | | |
| 15 | Y5637 | WEST SHORE YMCA, P | 4:15.09# | 4 |
| | HERMAN, BRIAN-18 | COLLINS, ADAM-17 | | |
| | WHITE, CHAD-15 | SLACK, TIM-17 | | |
| | 30.45 1:02.78 | 1:35.87 2:16.47 | | |
| | 2:44.67 3:17.88 | 3:44.92 4:15.09 | | |
| 16 | Y3791 | MONTCLAIR YMCA, NJ | 4:16.09! | 2 |
| | FEINTHEL, CHRIS-17 | HARTKE, MATTHEW-15 | | |
| | D'AMORE, CARL-17 | KRATSON, MARK-21 | | |
| | 31.44 1:03.58 | 1:36.87 2:16.09 | | |
| | 2:45.43 3:20.02 | 3:46.96 4:16.09 | | |

| PL | Name | Team | Prelims | Pts |
|----|---------------------|----------------------|----------|-----|
| 1 | RALEIGH, NC | RALEIGH, NC | 4:05.45# | - |
| | DEAN, JOHN-16 | BAICY, JOE-18 | | |
| | PERRY, WARREN-17 | MILLS, JON-16 | | |
| | 1:03.51 2:11.21 | 3:09.51 4:05.45 | | |
| 2 | Y4817 | M E LYONS YMCA, OH | 4:05.63# | - |
| | FOSTER, ERIC-17 | KAUSCHER, ROB-15 | | |
| | PINNEY, NATE-17 | HAUSLANDEN, DAVID-18 | | |
| | 1:03.04 2:12.21 | 3:11.61 4:05.63 | | |
| 3 | Y1843 | NW DUPAGE YMCA, IL | 4:06.38# | - |
| | OLSZEWSKI, CHRIS-17 | TRAUTVETTER, ERIC-17 | | |
| | GRAVES, JAMES-16 | WUENSCH, AARON-14 | | |
| | 1:02.11 2:13.76 | 3:11.76 4:06.38 | | |
| 4 | Y5023 | SO COMM FAM BR, OH | 4:07.01# | - |
| | GROSS, MICHAEL-18 | FIDEN, DREW-18 | | |
| | BROWN, RYAN-18 | NICHOLAS, BRIAN-16 | | |

1998 NATIONAL YMCA LONG COURSE
SWIMMING CHAMPIONSHIPS

Complete Meet Results-LC Meters

| | | | | | |
|---------------------------------|------------------------------|----------|---|---------------------------------|------------------------------|
| 1:01.92 2:09.88 3:11.07 4:07.01 | | | | CLARK, IAN-13 | IPPOLITI, CHRISTOPHR-14 |
| 5 FRANKFORT Y, KY | FRANKFORT Y, KY | 4:08.53# | - | SIEBERT, MARK-17 | SCANLAN, JOHN-18 |
| DADE, SHAWN-17 | FOSTER, ROBBIE-17 | | | 1:05.65 2:21.02 3:21.73 4:16.54 | |
| PERKINS, DEREK-19 | DUNN, JARED-17 | | | 19 Y3031 | GRAND RAPIDS SE, M 4:17.83! |
| 1:02.80 2:11.59 3:13.06 4:08.53 | | | | WEIR, SCOTT-15 | GUSTAFSON, MIKE-15 |
| 6 Y4815 | GAMBLE-NIPPERT, OH 4:09.12# | | - | LANSER, CASEY-17 | PENNINGA, A.J.-17 |
| ENSE, MATT-18 | JACOB, PAUL-16 | | | 1:03.99 2:18.28 3:19.15 4:17.83 | |
| THOMAS, GREG-17 | RANSENBERG, SCOTT-16 | | | 20 CHESHIRE BR, CT | CHESHIRE BR, CT 4:18.74! |
| 1:03.55 2:14.54 3:13.68 4:09.12 | | | | CARROLL, JUSTIN-16 | DRULLARD, IAN-16 |
| 7 Y1840 | NAPERVILLE AREA, I 4:10.95# | | - | NORMAN, KEVIN-16 | BUDRIS, KEVIN-16 |
| SIMCOCK, MATT-16 | MCCRACKEN, AARON-15 | | | 1:05.60 2:19.93 3:23.23 4:18.74 | |
| SLOUF, ERICH-18 | KNIPPENBERG, BRADY-16 | | | 21 Y7031 | CHAMBERS MEM Y, WV 4:19.10! |
| 1:06.51 2:15.36 3:14.02 4:10.95 | | | | ENGLE, ANDREW-17 | PAPPAS, THERON-17 |
| 8 Y5025 | COUNTRYSIDE Y, OH 4:11.82# | | - | TUCKER, ROBERT-17 | CASHELL, ELIOT-16 |
| GATES, GREG-17 | BURNS, BRETT-16 | | | 1:04.78 2:14.83 3:18.55 4:19.10 | |
| HEWITT, MIKE-18 | SEVERSON, ERIC-18 | | | 22 GTR HOLYOKE, MA | GTR HOLYOKE, MA 4:19.90! |
| 1:04.47 2:13.59 3:15.22 4:11.82 | | | | MUSIAK, MATTHEW-16 | KILRAIN, BRENDAN-18 |
| 9 Y4827 | POWEL CROSLLEY, OH 4:11.92# | | - | REED, KYLE-15 | TILLMAN, JEREMY-15 |
| JANSZEN, DAVID-14 | HUBER, TOM-18 | | | 1:04.61 2:17.85 3:25.56 4:19.90 | |
| JANSZEN, JOHN-16 | HOSTERMAN, PHIL-18 | | | 23 Y4510 | CHAPEL HL-CARBOR, N 4:21.08! |
| 1:03.24 2:12.48 3:17.18 4:11.92 | | | | HOYLE, JON-15 | STARK, DAN-15 |
| 10 Y6795 | ROANOKE CNTRL, VA 4:13.33# | | - | CHESSON, WIN-14 | BARRETT, DEVIN-15 |
| HUNTER, CHARLIE-16 | RHINESMITH, DAVID-15 | | | 1:06.15 2:19.95 3:22.86 4:21.08 | |
| MCLEOD, GEOFF-16 | SMITH, MATT A-16 | | | 24 Y0118 | MONTGOMERY YMCA, A 4:21.43! |
| 1:03.84 2:15.58 3:16.98 4:13.33 | | | | FIGH, MATTHEW-15 | PRIDGEN, BRENT-17 |
| 11 Y4256 | FLUSHING YMCA, NY 4:14.44# | | - | WEIMER, BRAXTON-18 | WATKINS, GEORGE-16 |
| DELLAGIOVANNA, B.-16 | MARK, RUSSELL-18 | | | 1:04.26 2:19.31 3:23.99 4:21.43 | |
| CASTILLO, MATTHEW-15 | MARK, DOUGLAS-17 | | | 25 Y7061 | GTR GREEN BAY, WI 4:22.57! |
| 1:06.24 2:15.57 3:16.63 4:14.44 | | | | RYAN, MIKE-15 | ADELMEYER, BRYAN-15 |
| 12 Y5637 | WEST SHORE YMCA, P 4:15.96! | | - | RICHARD, MATT-16 | BEAUMIER, BILL-16 |
| HERMAN, BRIAN-18 | COLLINS, ADAM-17 | | | 1:13.68 2:24.16 3:25.57 4:22.57 | |
| WHITE, CHAD-15 | SLACK, TIM-17 | | | 26 Y6765 | PULASKI-HENSEL, VA 4:22.69! |
| 1:03.25 2:16.35 3:18.57 4:15.96 | | | | NEWCOMB, ROBERT-17 | DICKENSON, TRAVIS-17 |
| 13 Y5907 | READING/BERKS, PA 4:16.01! | | - | GRAVLEY, GRAHAM-19 | THROCKMORTON, RUSS-16 |
| BOXER, ERIC-16 | MAURER, CHRIS-17 | | | 1:05.34 2:20.91 3:25.21 4:22.69 | |
| HENLY, MARK-16 | ROBINSON, BEN-15 | | | 27 Y3783 | METUCHEN-EDISON, N 4:22.88! |
| 1:07.43 2:15.31 3:16.79 4:16.01 | | | | GIARRATANO, JAMES-16 | BURSTEIN, SETH-17 |
| 14 BLUE ASH Y, OH | BLUE ASH Y, OH 4:16.21! | | - | KOZYRA, NICK-16 | KLEINERT, MIKE-17 |
| RAFFERTY, TJ-16 | NEUBAUER, IAN-17 | | | 1:07.94 2:21.77 3:21.54 4:22.88 | |
| FUNCH, MATT-16 | PIERCE, BRANDON-16 | | | 28 Y2365 | CENTRAL KENTUCKY 4:22.96! |
| 1:06.55 2:15.71 3:20.14 4:16.21 | | | | SPITTLER, FELIX-14 | GUSKEY, MICHAEL-16 |
| 15 Y6712 | RAPPAHANNOCK, VA 4:16.25! | | - | THOMPSON, ROBBIE-16 | HOWARD, JARED-15 |
| LOVERDI, JASON-17 | RODKEY, DREW-16 | | | 1:09.97 2:19.40 3:22.39 4:22.96 | |
| RODKEY, MATTHEW-14 | CHEWNING, RYAN-15 | | | 29 SPARTANBURG, SC | SPARTANBURG, SC 4:23.94! |
| 1:02.56 2:16.40 3:18.38 4:16.25 | | | | PULSKAMP, BENJAMIN-15 | CORBIN, NATE-16 |
| 16 Y3791 | MONTCLAIR YMCA, NJ 4:16.35! | | - | PELL, DAVID-17 | PULSKAMP, ANDREW-17 |
| FEINTHEL, CHRIS-17 | HARTKE, MATTHEW-15 | | | 1:07.70 2:22.87 3:25.88 4:23.94 | |
| D'AMORE, CARL-17 | KRATSON, MARK-21 | | | 30 Y2849 | SO SHORE QUINCY, MA 4:25.33! |
| 1:03.24 2:15.75 3:19.89 4:16.35 | | | | SCHNEIDER, JEFFREY-15 | WHALEY-TOBIN, ADAM-15 |
| 17 Y3915 | SOMERSET HILLS, NJ 4:16.42! | | - | MONAGHAN, MICHAEL-17 | PEPE, NICK-14 |
| EDELL, STEVE-17 | CHIOU, STEVE-15 | | | 1:06.90 2:22.76 3:26.50 4:25.33 | |
| BARFUSS, RICHARD-17 | ARMSTRONG, SCOTT-18 | | | 31 Y1139 | UPPER MONTGOMERY, M 4:25.36! |
| 1:04.95 2:18.23 3:21.23 4:16.42 | | | | MILLER, JOHN-17 | MERRILL, DANIEL-17 |
| 18 Y5967 | UPPER MAIN LINE, PA 4:16.54! | | - | RINEHART, BILLY-15 | ROUSSIL, COLIN-16 |

1998 NATIONAL YMCA LONG COURSE
SWIMMING CHAMPIONSHIPS

Complete Meet Results-LC Meters

| | | | | | | | |
|-------------------|----------------------|---------|----------------------|----------|--------------------|-----------------------|----------------------|
| | 1:09.54 | 2:22.24 | 3:26.89 | 4:25.36 | | BAZYLEWICZ, MIKE-16 | LINDMARK, SHAWN-16 |
| 32 Y6749 | | | SOUTHSIDE VIRGINIA | 4:25.70! | - | DIMICHELE, ANDREW-15 | RANTA, MARK-14 |
| | MOSHER, COREY-18 | | GAULDING, ROBERT-16 | | | 1:09.30 | 2:26.92 |
| | PINKSTON, BEN-16 | | WALTERS, DANIEL-16 | | | 3:36.09 | 4:36.65 |
| | 1:07.49 | 2:24.42 | 3:30.07 | 4:25.70 | 46 JOLIET AREA, IL | JOLIET AREA, IL | 4:37.44! |
| 33 Y4618 | | | ROWAN COUNTY, NC | 4:25.76! | - | STONEBURG, CHRIS-13 | TOBIN, KEITH-17 |
| | DESORBO, ANDREW-16 | | AGNER, MATTHEW-18 | | | SMOLINSKI, PHIL-17 | COSGROVE, BRAD-18 |
| | SWIGON, MICHAEL-17 | | BAUCOM, KELLY-17 | | | 1:15.99 | 2:30.28 |
| | 1:04.01 | 2:22.53 | 3:27.11 | 4:25.76 | 47 Y1551 | AURORA FAMILY, IL | 4:37.57! |
| 34 Y3765 | | | HAMILTON AREA, NJ | 4:25.84! | - | ST JULES, TOM-15 | HUNTER, CHRISTIAN-15 |
| | BOTHEM, DAVID-17 | | WELSH, BRYAN-15 | | | SAJESKE, NICK-15 | NEUKIRCH, JOE-16 |
| | SWANEY, DWIGHT-16 | | DESANDRE, ROBERT-16 | | | 1:11.65 | 2:28.80 |
| | 1:06.44 | 2:25.05 | 3:27.46 | 4:25.84 | 48 Y5265 | BEAVERCREEK Y, OH | 4:37.91! |
| 35 Y3689 | | | WESTERN MONMOUTH,N | 4:26.93! | - | BIZZARRO, PAUL-18 | HERZOG, JODY-18 |
| | HYMAN, JASON-16 | | TORNEN, JARED-17 | | | MODIC, AARON-16 | MORTON, TYLER-15 |
| | KANAVAL, JOSEPH-16 | | YOUNG, KEVIN-18 | | | 1:08.46 | 2:25.56 |
| | 1:08.07 | 2:22.40 | 3:28.27 | 4:26.93 | 49 Y5939 | POCONO FAMILY, PA | 4:38.15! |
| 36 Y3067 | | | OAK PARK YMCA, MI | 4:29.23! | - | FISHER, KURT-17 | DUFFY, RORY-16 |
| | DELANEY, BROCK-16 | | HILL, JUSTIN-15 | | | DOWNEY, JEFF-18 | ELLIS, MATT-18 |
| | FISH, JASON-14 | | WILSON, CHAD-15 | | | 1:12.03 | 2:28.64 |
| | 1:07.69 | 1:24.58 | 3:28.91 | 4:29.23 | 50 Y2601 | WSTN/CATONSVILLE,M | 4:38.96! |
| 37 Y3685 | | | FANWOOD/SCOTCH PLN | 4:29.67! | - | YARBROUGH, JUSTIN-14 | WALLACE, TIM-18 |
| | KARELUS, CHRIS-18 | | SWENSON, CHRIS-16 | | | HEIDEMANN, ZACH-15 | JACKSON, WINSTON-18 |
| | WAGNER, JEFF-17 | | CINKEWICZ, MIKE-16 | | | 1:06.72 | 2:21.67 |
| | 1:08.20 | 2:26.60 | 3:28.84 | 4:29.67 | 51 Y2583 | ANNE ARUNDEL CO,MD | 4:39.65! |
| 38 Y5938 | | | STATE COLLEGE, PA | 4:30.11! | - | FONDREN, CHAD-16 | DAVIS, MICHAEL-15 |
| | PRIOR, ANDY-16 | | WHITTAM, BEN-17 | | | TAFT, MICHAEL-15 | CLEMSON, DANIEL-14 |
| | VALETOV, ANATOLI-19 | | BROWN, NICK-16 | | | 1:07.56 | 2:29.57 |
| | 1:08.43 | 2:19.90 | 3:31.67 | 4:30.11 | 52 Y5927 | GTR SCRANTON, PA | 4:40.02! |
| 39 Y5923 | | | REGIONAL FAMILY, P | 4:30.38! | - | HAYDEN, TIMOTHY-13 | ARMBRUSTER, JAMES-16 |
| | LESKO, GEORGE-14 | | SELLERS, JAY-15 | | | STRIEPECK, WILLIAM-16 | PRYE, DAVID-17 |
| | HARVEY, TODD-18 | | ATKINS, JAY-15 | | | 1:13.30 | 2:27.13 |
| | 1:09.88 | 2:28.57 | 3:31.41 | 4:30.38 | 53 LAKE COUNTY, IL | LAKE COUNTY, IL | 4:43.21! |
| 40 KISHWAUKEE, IL | | | KISHWAUKEE, IL | 4:33.07! | - | BELANGER, TYLER-16 | LONDONO, DANNY-13 |
| | CHAMBERS, MATTHEW-13 | | ROBISON, ZACH-18 | | | LONDONO, LEO-15 | BEAMAN, JAMES-15 |
| | HIGHAM, LANCE-16 | | GRESHOLDT, MARK-16 | | | 1:09.44 | 2:34.66 |
| | 1:11.58 | 2:25.73 | 3:34.23 | 4:33.07 | 54 Y5566 | SO CHESTER CTY, PA | 4:45.59! |
| 41 Y2575 | | | HARFORD COUNTY, MD | 4:33.72! | - | MAKI, BOB-16 | FEDEROFF, JON-17 |
| | GARBACK, BEN-14 | | TRIONFO, FRANK-16 | | | COOPER, DREW-18 | FEDEROFF, JOSH-14 |
| | MILLER, ERIC-16 | | MARRIPODI, BEN-16 | | | 1:09.02 | 2:29.09 |
| | 1:12.81 | 2:26.85 | 3:30.60 | 4:33.72 | 55 Y3586 | GTR MANCHESTER, NH | 4:50.59! |
| 42 Y5973 | | | WASHINGTON Y, PA | 4:34.19! | - | MELNICK, DAN-17 | VARIAVA, DARCY-16 |
| | HITCHCOCK, JIM-18 | | SMITHNOSKY, JESSE-16 | | | VANDERBEKEN, TIM-18 | DIONNE, LANCE-17 |
| | JUCHA, BRIAN-16 | | LEONARDI, TIM-17 | | | 1:12.25 | 2:36.76 |
| | 1:12.77 | 2:28.32 | 3:37.33 | 4:34.19 | - Y1205 | PLAYGROUND AREA, F | DQ |
| 43 Y0931 | | | FAIRFIELD YMCA, CT | 4:35.56! | - | PIOWATY, JOHN-18 | BUTEAU, GOEFFREY-15 |
| | TIERNEY, SEAN-14 | | BROPHY, SEAN-15 | | | LIPPERT, CAMERON-15 | DIEBOLD, RICHARD-15 |
| | MORRISON, JAMIE-15 | | KINNEY, CHRIS-16 | | | 1:12.38 | 2:33.81 |
| | 1:13.12 | 2:29.57 | 3:31.96 | 4:35.56 | - Y1025 | WILTON FAMILY, CT | DQ |
| 44 Y4628 | | | WINSTON-SALEM, NC | 4:36.06! | - | RINK, CHRISTOPHR-15 | BAUER, ADAM-15 |
| | HUMPHREY, BEN-14 | | BOYER, TIM-16 | | | KUNST, KANE-15 | PEREZ, CHRISTOPHR-14 |
| | WILLARD, BRAD-16 | | BRADFORD, PATRICK-16 | | | 1:07.38 | 2:21.01 |
| | 1:13.04 | 2:31.07 | 3:36.45 | 4:36.06 | - NEW CANAAN, CT | NEW CANAAN, CT | DQ |
| 45 Y2648 | | | BEVERLY REGION, MA | 4:36.65! | - | MITCHELL, NEVILLE-13 | KARABIN, DAVID-13 |
| | | | | | | LAPRINO, MATT-17 | MCBRIDE, JEFF-18 |

1998 NATIONAL YMCA LONG COURSE
SWIMMING CHAMPIONSHIPS

Complete Meet Results-LC Meters

| | | | | | |
|---------|--------------------|---------|--------------------|---------|----|
| | 1:07.42 | 2:26.62 | 3:31.16 | 4:25.78 | |
| - Y7169 | | | STEVENS POINT, WI | | DQ |
| | PRINCE, COREY-16 | | BART, DAVE-38 | | |
| | THILL, GEOFF-14 | | BURANT, RYAN-18 | | |
| | 1:12.14 | 2:32.22 | 3:43.33 | 4:44.46 | |
| - Y7125 | | | SCHROEDER MIL, WI | | DQ |
| | HAAR, GREG-15 | | BARTELL, BEN- | | |
| | WHITCOMB, COLIN-16 | | PETRIC, STEVEN-16 | | |
| | 1:04.61 | 2:14.66 | 3:14.64 | 4:10.59 | |
| - Y7073 | | | LA CROSSE AREA, WI | | DQ |
| | KLOS, CAMERON-14 | | ANDERSON, ALEX-14 | | |
| | GILL, BEN-14 | | STUHR, ADAM-15 | | |
| | 1:16.03 | 2:36.14 | 3:46.61 | 4:49.82 | |

1998 NATIONAL YMCA LONG COURSE
SWIMMING CHAMPIONSHIPS

Team Rankings For Events 1 - 30
 NATIONAL YMCA LC 08/04/1998 08/07/1998
 Combined

| | | | | |
|----|-----|---------------------|-------|--------|
| 1 | 621 | M E LYONS YMCA, OH | Y4817 | 610.50 |
| 2 | 623 | SO COMM FAM BR, OH | Y5023 | 430.50 |
| 3 | 547 | NAPERVILLE AREA, IL | Y1840 | 357 |
| 4 | 654 | SCHROEDER MIL, WI | Y7125 | 337 |
| 5 | 524 | RALEIGH, NC | Y4598 | 325.50 |
| 6 | 548 | NW DUPAGE YMCA, IL | Y1843 | 322 |
| 7 | 572 | SPARTANBURG, SC | Y6132 | 269 |
| 8 | 564 | GAMBLE-NIPPERT, OH | Y4815 | 237 |
| 9 | 613 | SOMERSET HILLS, NJ | Y3915 | 165 |
| 10 | 622 | POWEL CROSLEY, OH | Y4827 | 153 |
| 11 | 664 | FRANKFORT Y, KY | Y2357 | 148 |
| 12 | 560 | FLUSHING YMCA, NY | Y4256 | 146 |
| 13 | 662 | ROANOKE CNTRL, VA | Y6795 | 130 |
| 14 | 663 | COUNTRYSIDE Y, OH | Y5025 | 126 |
| 15 | 522 | MONTCLAIR YMCA, NJ | Y3791 | 119 |
| 16 | 660 | BURMINGHAM FAM, MI | Y2957 | 114 |
| 17 | 574 | WAYNESBORO FAM, VA | Y6807 | 88 |
| 18 | 533 | WEST SHORE YMCA, PA | Y5637 | 87 |
| 19 | 569 | READING/BERKS, PA | Y5907 | 78 |
| 20 | 518 | GRAND RAPIDS SE, MI | Y3031 | 74 |
| 21 | 656 | MARION COUNTY, FL | Y1292 | 69 |
| 22 | 642 | UPPER MAIN LINE, PA | Y5967 | 68 |
| 23 | 619 | BLUE ASH Y, OH | Y4805 | 67 |
| 24 | 545 | NEWARK YMCA, DE | Y1105 | 60 |
| 25 | 504 | HAMDEN/N HAVEN, CT | Y1005 | 54 |
| 26 | 521 | METUCHEN-EDISON, NJ | Y3783 | 52 |
| 27 | 617 | ROWAN COUNTY, NC | Y4618 | 45 |
| 28 | 595 | CENTRAL KENTUCKY | Y2365 | 38 |
| 29 | 610 | HAMILTON AREA, NJ | Y3765 | 35.50 |
| 30 | 650 | GTR GREEN BAY, WI | Y7061 | 24.50 |
| 31 | 527 | FAIRFIELD BR, OH | Y5065 | 23 |

1998 NATIONAL YMCA LONG COURSE
SWIMMING CHAMPIONSHIPS

Team Rankings For Events 1 - 30
NATIONAL YMCA LC 08/04/1998 08/07/1998
Men

| PL | ID | Team Name-Abbrev | Points |
|----|-----|----------------------|--------|
| 1 | 621 | M E LYONS YMCA, OH | 332 |
| 2 | 524 | RALEIGH, NC | 248.50 |
| 3 | 547 | NAPERVILLE AREA, IL | 198 |
| 3 | 548 | NW DUPAGE YMCA, IL | 198 |
| 5 | 623 | SO COMM FAM BR, OH | 178 |
| 6 | 564 | GAMBLE-NIPPERT, OH | 177 |
| 7 | 664 | FRANKFORT Y, KY | 130 |
| 8 | 622 | POWEL CROSLEY, OH | 89 |
| 9 | 654 | SCHROEDER MIL, WI | 81 |
| 10 | 560 | FLUSHING YMCA, NY | 79 |
| 11 | 663 | COUNTRYSIDE Y, OH | 77 |
| 12 | 613 | SOMERSET HILLS, NJ | 72 |
| 13 | 573 | RAPPAHANNOCK, VA | 70 |
| 14 | 518 | GRAND RAPIDS SE, MI | 66 |
| 15 | 569 | READING/BERKS, PA | 64 |
| 15 | 642 | UPPER MAIN LINE, PA | 64 |
| 17 | 662 | ROANOKE CNTRL, VA | 63 |
| 18 | 574 | WAYNESBORO FAM, VA | 60 |
| 19 | 660 | BURMINGHAM FAM, MI | 51 |
| 20 | 521 | METUCHEN-EDISON, NJ | 47 |
| 21 | 656 | MARION COUNTY, FL | 45 |
| 22 | 513 | HENDERSON CO, KY | 41 |
| 23 | 577 | GENEVA LAKES, WI | 40 |
| 24 | 504 | HAMDEN/N HAVEN, CT | 39 |
| 25 | 516 | GTR HOLYOKE, MA | 33 |
| 26 | 630 | INDIANA COUNTY, PA | 32 |
| 27 | 617 | ROWAN COUNTY, NC | 30 |
| 27 | 507 | UPPER MONTGOMERY, MD | 30 |
| 29 | 533 | WEST SHORE YMCA, PA | 29 |
| 29 | 549 | OLD TOWN-ORONO, ME | 29 |
| 29 | 619 | BLUE ASH Y, OH | 29 |
| 32 | 539 | PARKERSBURG, WV | 27 |
| 33 | 595 | CENTRAL KENTUCKY | 23 |
| 34 | 575 | CHAMBERS MEM Y, WV | 22.50 |
| 35 | 545 | NEWARK YMCA, DE | 16 |
| 35 | 523 | GOLDSBORO YMCA, NC | 16 |
| 35 | 561 | CHAPEL HL-CARBOR, NC | 16 |
| 38 | 522 | MONTCLAIR YMCA, NJ | 15 |
| 39 | 572 | SPARTANBURG, SC | 14 |
| 40 | 650 | GTR GREEN BAY, WI | 9 |
| 40 | 544 | NEW CANAAN, CT | 9 |
| 42 | 610 | HAMILTON AREA, NJ | 8 |
| 43 | 584 | CHESHIRE BR, CT | 7 |
| 43 | 527 | FAIRFIELD BR, OH | 7 |
| 45 | 551 | WSTN/CATONSVILLE, MD | 5 |
| 46 | 638 | STATE COLLEGE, PA | 4 |
| 47 | 637 | SHENANGO VAL, PA | 1 |
| 47 | 537 | PIEDMONT FAMILY, VA | 1 |
| 47 | 593 | MICHIANA INC, IN | 1 |

1998 NATIONAL YMCA LONG COURSE
SWIMMING CHAMPIONSHIPS

Team Rankings For Events 1 - 30
NATIONAL YMCA LC 08/04/1998 08/07/1998
Women

| PL | ID | Team Name-Abbrev | Points |
|----|-----|---------------------|--------|
| 1 | 621 | M E LYONS YMCA, OH | 278.50 |
| 2 | 654 | SCHROEDER MIL, WI | 256 |
| 3 | 572 | SPARTANBURG, SC | 255 |
| 4 | 623 | SO COMM FAM BR, OH | 252.50 |
| 5 | 562 | WILMINGTON FAM, NC | 163.50 |
| 6 | 547 | NAPERVILLE AREA, IL | 159 |
| 7 | 505 | WILTON FAMILY, CT | 138 |
| 8 | 548 | NW DUPAGE YMCA, IL | 124 |
| 9 | 522 | MONTCLAIR YMCA, NJ | 104 |
| 10 | 613 | SOMERSET HILLS, NJ | 93 |
| 11 | 524 | RALEIGH, NC | 77 |
| 12 | 662 | ROANOKE CNTRL, VA | 67 |
| 12 | 560 | FLUSHING YMCA, NY | 67 |
| 14 | 622 | POWEL CROSLEY, OH | 64 |
| 15 | 660 | BURMINGHAM FAM, MI | 63 |
| 16 | 564 | GAMBLE-NIPPERT, OH | 60 |
| 17 | 533 | WEST SHORE YMCA, PA | 58 |
| 18 | 563 | WINSTON-SALEM, NC | 55 |
| 19 | 514 | ANNE ARUNDEL CO,MD | 53 |
| 20 | 663 | COUNTRYSIDE Y, OH | 49 |
| 21 | 597 | HAGERSTOWN, MD | 46 |
| 22 | 545 | NEWARK YMCA, DE | 44 |
| 23 | 536 | REGIONAL FAMILY, PA | 39 |
| 24 | 619 | BLUE ASH Y, OH | 38 |
| 25 | 580 | MONTGOMERY YMCA, AL | 29 |
| 26 | 574 | WAYNESBORO FAM, VA | 28 |
| 27 | 610 | HAMILTON AREA, NJ | 27.50 |
| 28 | 656 | MARION COUNTY, FL | 24 |
| 29 | 535 | BOYERTOWN AREA, PA | 18 |
| 29 | 664 | FRANKFORT Y, KY | 18 |
| 31 | 570 | WASHINGTON Y, PA | 16 |
| 31 | 527 | FAIRFIELD BR, OH | 16 |
| 33 | 650 | GTR GREEN BAY, WI | 15.50 |
| 34 | 504 | HAMDEN/N HAVEN, CT | 15 |
| 34 | 648 | SOUTHSIDE VIRGINIA | 15 |
| 34 | 595 | CENTRAL KENTUCKY | 15 |
| 34 | 617 | ROWAN COUNTY, NC | 15 |
| 38 | 569 | READING/BERKS, PA | 14 |
| 39 | 582 | STRATFORD YMCA, CT | 13 |
| 39 | 542 | STEVENS POINT, WI | 13 |
| 41 | 673 | HUNTINGTON, WV | 10 |
| 42 | 518 | GRAND RAPIDS SE, MI | 8 |
| 43 | 538 | PULASKI-HENSEL, VA | 7 |
| 44 | 521 | METUCHEN-EDISON, NJ | 5 |
| 45 | 628 | CHAMBERSBURG, PA | 4 |
| 45 | 642 | UPPER MAIN LINE,PA | 4 |
| 45 | 546 | PLAYGROUND AREA, FL | 4 |
| 48 | 526 | DEFIANCE AREA, OH | 3 |
| 49 | 655 | LIMA FAMILY, OH | 1.50 |
| 50 | 636 | RIDLEY AREA, PA | 1 |

Correction:

**Page 2 of Wednesday's
Final Results is printed on
the back of this page.**

1998 NATIONAL YMCA LONG COURSE
SWIMMING CHAMPIONSHIPS


Complete Meet Results-LC Meters

| | | | |
|---|---|---|---|
| 1:05.98 2:15.05 | | 1:05.49 2:18.04 | |
| 34 HECKINGER, JESSICA 15 NW DUPAGE YMCA, IL 2:15.07 | - | 61 LIEBMANN, KATIE 15 MASISON WEST, WI 2:18.06 | - |
| 1:05.14 2:15.07 | | 1:07.46 2:18.06 | |
| 35 STRONG, HILLARY 16 M E LYONS YMCA, OH 2:15.21 | - | 62 GALE, ALEXA 16 SOMERSET HILLS, NJ 2:18.07 | - |
| 1:06.87 2:15.21 | | 1:07.61 2:18.07 | |
| 36 GERBER, STEFANIE 13 FLUSHING YMCA, NY 2:15.31 | - | 63 MCLAIN, AMBER 18 MARION COUNTY, FL 2:18.28 | - |
| 1:06.23 2:15.31 | | 1:05.87 2:18.28 | |
| 37 SANDER, ERIN 15 GAMBLE-NIPPERT, OH 2:15.46 | - | 64 BARBA, LIZ 14 MEADVILLE YMCA, PA 2:18.38 | - |
| 1:05.33 2:15.46 | | 1:07.98 2:18.38 | |
| 38 PETRIC, SARA 14 SCHROEDER MIL, WI 2:15.57 | - | 65 BURNETT, M.C. 16 MONTGOMERY YMCA, A 2:18.48 | - |
| 1:04.24 2:15.57 | | 1:06.72 2:18.48 | |
| 38 WARE, MAGGIE 15 NAPERVILLE AREA, I 2:15.57 | - | 65 BAILEY, AMBER 16 NEWARK YMCA, DE 2:18.48 | - |
| 1:03.78 2:15.57 | | 1:06.87 2:18.48 | |
| 40 SPARKS, NICOLE 15 WILTON FAMILY, CT 2:15.64 | - | 67 DECKER, ASHLEE 15 M E LYONS YMCA, OH 2:18.50 | - |
| 1:05.51 2:15.64 | | 1:06.93 2:18.50 | |
| 41 LEONARD, LEANNA 14 SPARTANBURG, SC 2:15.80 | - | 68 HEREFORD, SARAH 15 HUNTINGTON, WV 2:18.55 | - |
| 1:05.73 2:15.80 | | 1:06.79 2:18.55 | |
| 42 MARTIN, KATIE 16 CHESHIRE BR, CT 2:15.97 | - | 69 FRENCH, MEREDITH 14 COUNTRYSIDE Y, OH 2:18.65 | - |
| 1:04.81 2:15.97 | | 1:05.81 2:18.65 | |
| 43 GEISLER, AMANDA 17 NW DUPAGE YMCA, IL 2:16.17 | - | 70 BURKE, ERIN 17 BEVERLY REGION, MA 2:18.69 | - |
| 1:05.46 2:16.17 | | 1:06.83 2:18.69 | |
| 44 LAKAMP, LESLIE 16 M E LYONS YMCA, OH 2:16.49 | - | 70 GIESEKER, LISA 17 POWEL CROSLY, OH 2:18.69 | - |
| 1:05.95 2:16.49 | | 1:06.34 2:18.69 | |
| 45 MCHUGH, CAROLYN 15 GAMBLE-NIPPERT, OH 2:16.61 | - | 72 ASHENFELTER, LYNNE 15 MONTCLAIR YMCA, NJ 2:18.74 | - |
| 1:05.40 2:16.61 | | 1:07.34 2:18.74 | |
| 46 NEVEL, LAURA 15 READING/BERKS, PA 2:16.62 | - | 73 MORRISON, AUDREY 15 COUNTRYSIDE Y, OH 2:18.80 | - |
| 1:06.11 2:16.62 | | 1:06.67 2:18.80 | |
| 47 KNOPP, LAURA 14 WAYNESBORO FAM, VA 2:16.80 | - | 74 FUNK, KRISTEN 14 MARIETTA FAM, OH 2:19.10 | - |
| 1:07.05 2:16.80 | | 1:06.70 2:19.10 | |
| 48 GREENAWALT, ANNE 13 WEST SHORE YMCA, P 2:16.91 | - | 75 HAYES, KATIE 17 PIEDMONT FAMILY, V 2:19.11 | - |
| 1:05.28 2:16.91 | | 1:06.87 2:19.11 | |
| 49 DUFFY, MEGHAN 16 CENTRAL KENTUCKY 2:16.98 | - | 76 BRYM, SOPHIE 14 MANSFIELD AREA, OH 2:19.29 | - |
| 1:06.25 2:16.98 | | 1:06.60 2:19.29 | |
| 50 LORIDAS, KRISTIN 13 FARMINGTON BR, MI 2:17.00 | - | 77 BENSON, BRITA 15 LA CROSSE AREA, WI 2:19.32 | - |
| 1:06.94 2:17.00 | | 1:06.78 2:19.32 | |
| 51 PLUMMER, MELLISSA 16 NEWARK YMCA, DE 2:17.07 | - | 78 ORR, CHRISTY 15 SPARTANBURG, SC 2:19.47 | - |
| 1:06.31 2:17.07 | | 1:07.66 2:19.47 | |
| 52 CONDON, MEG 14 NEW CANAAN, CT 2:17.13 | - | 79 DUDLEY, KATHERINE 13 WILTON FAMILY, CT 2:19.52 | - |
| 1:06.88 2:17.13 | | 1:06.88 2:19.52 | |
| 53 JONES, TAMARA 16 RAPPAHANNOCK, VA 2:17.22 | - | 80 KAIL, MELANIE 18 BLUE ASH Y, OH 2:19.58 | - |
| 1:04.48 2:17.22 | | 1:08.03 2:19.58 | |
| 54 WETZEL, MIKALA 18 POWEL CROSLY, OH 2:17.26 | - | 81 BECKER, ROBIN 15 NAPERVILLE AREA, I 2:19.61 | - |
| 1:06.25 2:17.26 | | 1:06.72 2:19.61 | |
| 55 WOYTOWYCH, DEEDEE 16 NAPERVILLE AREA, I 2:17.43 | - | 82 BANKOVICH, BETHANY 15 REGIONAL FAMILY, P 2:19.62 | - |
| 1:06.50 2:17.43 | | 1:05.40 2:19.62 | |
| 56 FISHER, KARI 15 WILTON FAMILY, CT 2:17.61 | - | 83 SAPPEY, LISA 15 HAGERSTOWN, MD 2:19.69 | - |
| 1:07.37 2:17.61 | | 1:06.91 2:19.69 | |
| 57 SMITH, JESSICA 16 RIDLEY AREA, PA 2:17.65 | - | 84 MCCAULEY, MEREDITH 17 FRANKFORT Y, KY 2:19.92 | - |
| 1:05.40 2:17.65 | | 1:06.20 2:19.92 | |
| 58 MUSK, LAUREN 16 M E LYONS YMCA, OH 2:17.97 | - | 85 KAPELEWSKI, C. 14 ANNE ARUNDEL CO, MD 2:19.96 | - |
| 1:07.96 2:17.97 | | 1:07.84 2:19.96 | |
| 59 FISHER, SARAH 13 WEST SHORE YMCA, P 2:18.02 | - | 86 HORTON, ALLISON 15 GRAND RAPIDS SE, M 2:20.04 | - |
| 1:07.60 2:18.02 | | 1:06.79 2:20.04 | |
| 60 VASSALLO, KRISTEN 16 METUCHEN-EDISON, N 2:18.04 | - | 87 BEALS, KIM 15 BIRMINGHAM FAM, MI 2:20.05 | - |

FINAL RESULTS

Friday, August 7

100 M Free - 200 M Back - 200 M Breast - 50 M Fly - 400 M Free Rel. - 1500 M Free



YMCA

**YMCA NATIONAL LONG COURSE
SWIMMING CHAMPIONSHIP**

**NASHVILLE, TENNESSEE
August 4 - 7, 1998**

1998 NATIONAL YMCA LONG COURSE
SWIMMING CHAMPIONSHIPS

Complete Meet Results-LC Meters

Event 31 Women 100 Free
NATIONAL: * 58.41 W. HENSEN - SPARTANBURG, SC 08/94

| PL | Name | Age | Team | Finals | Pts |
|----------------|--------------------|-----|--------------------|---------|------|
| * Finals | | | | | |
| 1 | GEOROFF, ANDREA | 15 | SO COMM FAM BR, OH | 58.74 | 20 |
| 2 | NICHOLS, RUTH | 15 | RALEIGH, NC | 59.41 | 17 |
| 3 | BRUNDAGE, ALLISON | 15 | MARION COUNTY, FL | 59.71 | 16 |
| 4 | CURRAN, CAROLINE | 17 | WILMINGTON FAM, NC | 1:00.43 | 15 |
| 5 | FIDEN, SARAH | 17 | SO COMM FAM BR, OH | 1:00.57 | 14 |
| 6 | SZWEDA, MAUREEN | 17 | NW DUPAGE YMCA, IL | 1:00.58 | 12.5 |
| 6 | SKODA, ALEXIS | 15 | SOMERSET HILLS, NJ | 1:00.58 | 12.5 |
| 8 | PETRIC, SARA | 14 | SCHROEDER MIL, WI | 1:00.71 | 11 |
| * Consolations | | | | | |
| 9 | ZERHUSEN, MEGAN | 18 | FRANKFORT Y, KY | 1:00.40 | 9 |
| 10 | RASOR, TONYA | 16 | PLAYGROUND AREA, F | 1:00.41 | 7 |
| 11 | MCGUIRE, BERNETTA | 14 | ROANOKE CNTRL, VA | 1:00.90 | 6 |
| 12 | WARE, MAGGIE | 15 | NAPERVILLE AREA, I | 1:00.97 | 5 |
| 13 | WILLIAMS, C. | 16 | HAMILTON AREA, NJ | 1:01.31 | 4 |
| 14 | SEVERSON, KATIE | 16 | COUNTRYSIDE Y, OH | 1:01.53 | 3 |
| 15 | GROVER, MOLLIE | 17 | WEST SHORE YMCA, P | 1:01.67 | 2 |
| 16 | ESCHENBURG, KINSEY | 18 | SCHROEDER MIL, WI | 1:01.91 | 1 |

| PL | Name | Age | Team | Prelims | Pts |
|----|--------------------|-----|--------------------|---------|-----|
| 1 | GEOROFF, ANDREA | 15 | SO COMM FAM BR, OH | 59.37 | - |
| 2 | BRUNDAGE, ALLISON | 15 | MARION COUNTY, FL | 59.88 | - |
| 3 | NICHOLS, RUTH | 15 | RALEIGH, NC | 1:00.18 | - |
| 4 | CURRAN, CAROLINE | 17 | WILMINGTON FAM, NC | 1:00.55 | - |
| 5 | SKODA, ALEXIS | 15 | SOMERSET HILLS, NJ | 1:00.58 | - |
| 6 | SZWEDA, MAUREEN | 17 | NW DUPAGE YMCA, IL | 1:00.71 | - |
| 7 | PETRIC, SARA | 14 | SCHROEDER MIL, WI | 1:00.97 | - |
| 8 | FIDEN, SARAH | 17 | SO COMM FAM BR, OH | 1:01.04 | - |
| 9 | RASOR, TONYA | 16 | PLAYGROUND AREA, F | 1:01.08 | - |
| 10 | ZERHUSEN, MEGAN | 18 | FRANKFORT Y, KY | 1:01.19 | - |
| 11 | SEVERSON, KATIE | 16 | COUNTRYSIDE Y, OH | 1:01.28 | - |
| 12 | WARE, MAGGIE | 15 | NAPERVILLE AREA, I | 1:01.34 | - |
| 13 | MCGUIRE, BERNETTA | 14 | ROANOKE CNTRL, VA | 1:01.39 | - |
| 14 | WILLIAMS, C. | 16 | HAMILTON AREA, NJ | 1:01.42 | - |
| 15 | GROVER, MOLLIE | 17 | WEST SHORE YMCA, P | 1:01.43 | - |
| 16 | ESCHENBURG, KINSEY | 18 | SCHROEDER MIL, WI | 1:01.50 | - |
| 17 | MURCHISON, SARAH | 14 | WILMINGTON FAM, NC | 1:01.54 | - |
| 18 | SCHWANHAUSSER, L. | 14 | WILTON FAMILY, CT | 1:01.55 | - |
| 19 | MCHUGH, CAROLYN | 15 | GAMBLE-NIPPERT, OH | 1:01.57 | - |
| 20 | JONES, TAMARA | 16 | RAPPAHANNOCK, VA | 1:01.61 | - |
| 21 | GERBER, STEFANIE | 13 | FLUSHING YMCA, NY | 1:01.73 | - |
| 22 | HANSBROUGH, MARIE | 17 | RAPPAHANNOCK, VA | 1:01.75 | - |
| 23 | WETZEL, MIKALA | 18 | POWEL CROSLEY, OH | 1:02.02 | - |
| 24 | SANDER, KRISTIN | 18 | GAMBLE-NIPPERT, OH | 1:02.17 | - |
| 25 | KEEVER, BRANDY | 15 | COUNTRYSIDE Y, OH | 1:02.20 | - |
| 26 | DUDLEY, LAUREN | 17 | WILTON FAMILY, CT | 1:02.26 | - |
| 27 | SCHAPPER, SARAH E. | 16 | ANNE ARUNDEL CO,MD | 1:02.30 | - |

| | | | | | |
|----|--------------------|----|---------------------|---------|---|
| 28 | BEAN, JENNI | 16 | NW DUPAGE YMCA, IL | 1:02.32 | - |
| 29 | BUHRANDT, MOLLY | 16 | NAPERVILLE AREA, I | 1:02.37 | - |
| 30 | KAZNECKI, LAURA | 17 | BURMINGHAM FAM, MI | 1:02.56 | - |
| 31 | KELLEY, HEATHER | 17 | SCHROEDER MIL, WI | 1:02.59 | - |
| 32 | HECKINGER, JESSICA | 15 | NW DUPAGE YMCA, IL | 1:02.62 | - |
| 33 | TOMES, MEGAN | 13 | M E LYONS YMCA, OH | 1:02.71 | - |
| 34 | URSINI, JILL | 15 | BLUE ASH Y, OH | 1:02.79 | - |
| 34 | WRAY, KRISTA | 13 | COUNTRYSIDE Y, OH | 1:02.79 | - |
| 36 | BRODERSON, LORI | 18 | CRESCENTA-CANADA, C | 1:02.84 | - |
| 37 | THOMASSON, DIANE | 14 | ANNE ARUNDEL CO,MD | 1:02.90 | - |
| 38 | POSTER, ELIZABETH | 14 | FRANKFORT Y, KY | 1:02.91 | - |
| 39 | MYERS, HEATHER | 18 | POWEL CROSLEY, OH | 1:02.93 | - |
| 40 | BANKOVICH, BETHANY | 15 | REGIONAL FAMILY, P | 1:02.95 | - |
| 41 | KENNEDY, KERRY | 15 | WILTON FAMILY, CT | 1:03.00 | - |
| 41 | REED, SARAH | 15 | UPPER MAIN LINE, PA | 1:03.00 | - |
| 41 | FRENCH, MEREDITH | 14 | COUNTRYSIDE Y, OH | 1:03.00 | - |
| 44 | CROUCH, SARAH | 17 | CHAMBERS MEM Y, WV | 1:03.02 | - |
| 45 | GRIFFITH, LAUREN | 16 | GAMBLE-NIPPERT, OH | 1:03.04 | - |
| 46 | WOYTOWYCH, DEEDEE | 16 | NAPERVILLE AREA, I | 1:03.10 | - |
| 47 | BURNETT, M.C. | 16 | MONTGOMERY YMCA, A | 1:03.11 | - |
| 48 | LADKY, CAROLINE | 17 | SCHROEDER MIL, WI | 1:03.16 | - |
| 49 | WOESSNER, SUSAN | 17 | SO COMM FAM BR, OH | 1:03.20 | - |
| 50 | DLUGONSKI, DEE | 15 | WASHINGTON Y, PA | 1:03.25 | - |
| 51 | SWANEY, ANDREA | 14 | HAMILTON AREA, NJ | 1:03.26 | - |
| 52 | DOLAN, BECKY | 17 | BOYERTOWN AREA, PA | 1:03.29 | - |
| 52 | CONDON, MEG | 14 | NEW CANAAN, CT | 1:03.29 | - |
| 54 | PIETRAS, MELISSA | 16 | GRAND RAPIDS SE, M | 1:03.34 | - |
| 55 | SANDER, ERIN | 15 | GAMBLE-NIPPERT, OH | 1:03.35 | - |
| 56 | BRYM, SOPHIE | 14 | MANSFIELD AREA, OH | 1:03.36 | - |
| 57 | MCCONNELL, BARNET | 17 | WILTON FAMILY, CT | 1:03.39 | - |
| 58 | KEYES, SARAH | 18 | M E LYONS YMCA, OH | 1:03.40 | - |
| 59 | VASSALLO, KRISTEN | 16 | METUCHEN-EDISON, N | 1:03.42 | - |
| 60 | EDWARDS, SUSAN | 16 | UPPER MAIN LINE, PA | 1:03.46 | - |
| 61 | TERVEER, ABBIGAIL | 13 | LIMA FAMILY, OH | 1:03.51 | - |
| 62 | SPARKS, NICOLE | 15 | WILTON FAMILY, CT | 1:03.52 | - |
| 63 | BEATTIE, BLAIRE | 16 | COUNTRYSIDE Y, OH | 1:03.55 | - |
| 64 | HONMA, KRISTEN | 16 | WILMINGTON FAM, NC | 1:03.57 | - |
| 65 | PEASLEE, EMILY | 16 | NW DUPAGE YMCA, IL | 1:03.61 | - |
| 65 | NEVEL, LAURA | 15 | READING/BERKS, PA | 1:03.61 | - |
| 67 | BECKER, ROBIN | 15 | NAPERVILLE AREA, I | 1:03.65 | - |
| 68 | DAVIDOFF, CARA | 12 | PALISADES MALIBU, C | 1:03.68 | - |
| 69 | BARBA, LIZ | 14 | MEADVILLE YMCA, PA | 1:03.69 | - |
| 70 | PARKS, CATHERINE | 15 | WINSTON-SALEM, NC | 1:03.71 | - |
| 71 | THELIN, TOREY | 13 | DARIEN YMCA, CT | 1:03.72 | - |
| 72 | HORTON, ALLISON | 15 | GRAND RAPIDS SE, M | 1:03.78 | - |
| 73 | SEXTON, KELLY | 16 | GRAND RAPIDS SE, M | 1:03.80 | - |
| 74 | HUGHES, MEGHAN | 16 | SPARTANBURG, SC | 1:03.85 | - |
| 75 | MICKLAS, MELANIE | 17 | COUNTRYSIDE Y, OH | 1:03.86 | - |
| 76 | LORIDAS, KRISTIN | 13 | FARMINGTON BR, MI | 1:03.94 | - |
| 77 | PITTMAN, JENNIFER | 13 | NEW CANAAN, CT | 1:03.98 | - |
| 78 | KORSEDAL, LIZ | 15 | FLINT YMCA, MI | 1:04.10 | - |
| 79 | HUIZENGA, KELLY | 17 | M E LYONS YMCA, OH | 1:04.13 | - |
| 80 | GILKISON, EMILY | 18 | M E LYONS YMCA, OH | 1:04.22 | - |
| 81 | KROH, COURTNEY | 16 | BOYERTOWN AREA, PA | 1:04.30 | - |

1998 NATIONAL YMCA LONG COURSE
SWIMMING CHAMPIONSHIPS

Complete Meet Results-LC Meters

| | | | | | | | |
|------------------------|-----------------------|---------|---|------------------------|-----------------------|---------|---|
| 82 ASHENFELTER, LYNNE | 15 MONTCLAIR YMCA, NJ | 1:04.32 | - | 134 WALCZAK, BECKY | 15 REGIONAL FAMILY, P | 1:05.55 | - |
| 83 MILLER, ALYSSA | 12 CHAPEL HL-CARBOR,N | 1:04.33 | - | 135 WILD, ERICA | 14 STATE COLLEGE, PA | 1:05.57 | - |
| 83 SAPPEY, LISA | 15 HAGERSTOWN, MD | 1:04.33 | - | 136 WALTERS, VIRGINIA | 14 SOUTHSIDE VIRGINIA | 1:05.60 | - |
| 85 BENSON, BRITA | 15 LA CROSSE AREA, WI | 1:04.40 | - | 136 JENGELESKI, T. | 16 CHAMBERSBURG, PA | 1:05.60 | - |
| 85 BEALS, KIM | 15 BIRMINGHAM FAM, MI | 1:04.40 | - | 136 GAMBLE, KATHERINE | 13 CENTRAL KENTUCKY | 1:05.60 | - |
| 87 SHALLA, ELAINE | 13 FLINT YMCA, MI | 1:04.44 | - | 139 DRISCOLL, COURTNEY | 16 MARION COUNTY, FL | 1:05.64 | - |
| 88 TIGAR, SARA | 17 BOYERTOWN AREA, PA | 1:04.48 | - | 139 BLASIAK, LEAH | 16 CHAPEL HL-CARBOR,N | 1:05.64 | - |
| 89 SCHEPPKE, KATE | 18 SOMERSET HILLS, NJ | 1:04.50 | - | | | | |
| 90 BROXTERMAN, AMY | 15 POWEL CROSLY, OH | 1:04.54 | - | 141 BORDONE, LINDSEY | 17 WESTERN MONMOUTH,N | 1:05.66 | - |
| 91 SPRINGER, TRISTAN | 17 OLD TOWN-ORONO, ME | 1:04.55 | - | | | | |
| 92 LEONARD, LEANNA | 14 SPARTANBURG, SC | 1:04.58 | - | 142 PERRY, NATASHA | 18 MARION COUNTY, FL | 1:05.69 | - |
| 93 SNYDER, AUTUM | 16 WAYNESBORO FAM, VA | 1:04.59 | - | 143 NAVITSKY, E. | 13 WEST SHORE YMCA, P | 1:05.70 | - |
| 94 BREWER, SHANNON | 14 CATAWBA VALLEY, NC | 1:04.64 | - | 144 OWENS, CAITLIN | 13 PALISADES MALIBU,C | 1:05.75 | - |
| 95 NAGY, CHRISTINA | 16 COUNTRYSIDE Y, OH | 1:04.68 | - | 144 DELLAGIOVANNA, D. | 17 FLUSHING YMCA, NY | 1:05.75 | - |
| 96 WANDELOSKI, LISA | 16 GTR WESTFIELD, MA | 1:04.76 | - | | | | |
| 96 POSPIESZALSKA, M. | 13 PIEDMONT FAMILY, V | 1:04.76 | - | 146 VINSON, JESSICA | 14 SOUTHSIDE VIRGINIA | 1:05.77 | - |
| 98 LIEBMANN, KATIE | 15 MASISON WEST, WI | 1:04.77 | - | 146 HUNT, SARAH | 13 GOLDSBORO YMCA, NC | 1:05.77 | - |
| 99 NOWAK, MARY | 15 AURORA FAMILY, IL | 1:04.79 | - | 148 BANK, KEELY | 15 NW DUPAGE YMCA, IL | 1:05.80 | - |
| 99 STAFFORD, NICOLE | 17 SO COMM FAM BR, OH | 1:04.79 | - | 149 FLETCHER, KRISTIN | 17 POWEL CROSLY, OH | 1:05.84 | - |
| 101 RICHARDSON, LACY | 12 ROANOKE CNTRL, VA | 1:04.81 | - | 149 LYNAM, COURTNEY | 15 MASISON WEST, WI | 1:05.84 | - |
| 102 SCHOCK, MARY | 17 BOYERTOWN AREA, PA | 1:04.82 | - | 151 FITZPATRICK, KATIE | 16 SCHROEDER MIL, WI | 1:05.86 | - |
| 103 KAPELEWSKI, C. | 14 ANNE ARUNDEL CO,MD | 1:04.84 | - | 151 CHAPLIN, LACEY | 15 YAKIMA FAMILY, WA | 1:05.86 | - |
| 104 SCHOBOG, LIZ | 14 GAMBLE-NIPPERT, OH | 1:04.88 | - | 153 BROWN, MELISSA | 18 OAK PARK YMCA, MI | 1:05.88 | - |
| 105 MULSHINE, SARA | 15 COUNTRYSIDE Y, OH | 1:04.92 | - | 153 WOOD, BREANNA | 17 M E LYONS YMCA, OH | 1:05.88 | - |
| 106 SWAFFORD, WESLEY | 13 M E LYONS YMCA, OH | 1:04.95 | - | | | | |
| 107 TIPPET, MELISSA | 16 LAKE COUNTY, IL | 1:04.98 | - | 155 BAYLIFF, TORI | 14 READING/BERKS, PA | 1:05.89 | - |
| 108 RENZENBRINK, A. | 14 GAMBLE-NIPPERT, OH | 1:05.00 | - | 155 CUTRELL, ERIN | 13 LIGONIER VAL, PA | 1:05.89 | - |
| 109 BALLENGER, ALICE | 14 SPARTANBURG, SC | 1:05.04 | - | | | | |
| 110 WILL, ALI | 14 SCHROEDER MIL, WI | 1:05.05 | - | 155 RICE, LESLIE | 14 UPPER MAIN LINE,PA | 1:05.89 | - |
| | | | | | | | |
| | | 1:05.05 | | | | | |
| 111 HOSTETLER, KATIE | 17 CHAMBERSBURG, PA | 1:05.06 | - | 158 O'GORMAN, EMILY | 14 TRI-CITY FAM, KY | 1:05.90 | - |
| 112 RICE, KATHERINE | 15 WILTON FAMILY, CT | 1:05.07 | - | 158 SKROSKI, NICOLE | 15 HAMDEN/N HAVEN, CT | 1:05.90 | - |
| 112 BOWERS, ELIZABETH | 15 POWEL CROSLY, OH | 1:05.07 | - | 160 KAIL, MELANIE | 18 BLUE ASH Y, OH | 1:05.97 | - |
| 112 KUZIEL, SOPHIA | 15 WSTN/CATONSVILLE,M | 1:05.07 | - | 161 MORRISON, AUDREY | 15 COUNTRYSIDE Y, OH | 1:06.09 | - |
| 115 HAGEN, JENNY | 12 POWEL CROSLY, OH | 1:05.13 | - | 162 SCHLEIS, ELIZABETH | 17 GTR GREEN BAY, WI | 1:06.11 | - |
| 116 DUDLEY, KATHERINE | 13 WILTON FAMILY, CT | 1:05.14 | - | 162 REED, LAUREN | 13 RARITAN VALLEY, NJ | 1:06.11 | - |
| 116 FRANCE, KRISTIN | 16 M E LYONS YMCA, OH | 1:05.14 | - | 162 WARRICK, AMANDA | 15 UPPER MAIN LINE,PA | 1:06.11 | - |
| 116 COCHRAN, ERIN | 15 NAPERVILLE AREA, I | 1:05.14 | - | | | | |
| | | 1:05.14 | | 165 MOYER, KATHLEEN | 13 BIRMINGHAM FAM, MI | 1:06.12 | - |
| 119 JOHNSON, LAURA | 13 PALISADES MALIBU,C | 1:05.15 | - | | | | |
| 120 ATKINSON, MICHELLE | 15 RAPPANNOCK, VA | 1:05.16 | - | 166 BUSSE, KATIE | 12 BLUE ASH Y, OH | 1:06.13 | - |
| 121 COLEY, SUSAN | 16 NAPERVILLE AREA, I | 1:05.19 | - | 167 MCDONALD, RACHEL | 14 PIEDMONT FAMILY, V | 1:06.14 | - |
| 122 O'CONNOR, JANEEN | 17 METUCHEN-EDISON, N | 1:05.23 | - | 168 KALATA, LAUREN | 14 WILTON FAMILY, CT | 1:06.16 | - |
| 123 RAIMONDI, JENNY | 14 OLEAN YMCA, NY | 1:05.28 | - | 169 HANNA, KATE | 14 WILMINGTON FAM, NC | 1:06.19 | - |
| 124 ARMSTRONG, JAIMI | 17 SO TOLEDO BR, OH | 1:05.36 | - | | | | |
| 125 RIBERICH, CHANDRA | 16 LA CROSSE AREA, WI | 1:05.38 | - | 170 STOCKWELL, JAMIE | 16 APPLETON Y, WI | 1:06.20 | - |
| 125 NELSON, KATHLEEN | 13 UPPER MAIN LINE,PA | 1:05.38 | - | 171 NONBERG, ARIEL | 15 PALISADES MALIBU,C | 1:06.25 | - |
| 127 MCLELLAN, ASHLEY | 13 CHESHIRE BR, CT | 1:05.39 | - | 172 GABAYAN, SHARON | 16 PALISADES MALIBU,C | 1:06.28 | - |
| 128 GIBNEY, JESSICA | 14 WESTERN MONMOUTH,N | 1:05.40 | - | 173 EAMES, LEAH | 16 KISHWAUKEE, IL | 1:06.30 | - |
| 128 WAGNER, KATIE | 14 ANNE ARUNDEL CO,MD | 1:05.40 | - | 174 ZAP, ADRIEN | 16 NEW CANAAN, CT | 1:06.32 | - |
| 130 COWAN, SHAWN | 12 FLINT YMCA, MI | 1:05.46 | - | 175 MCDONALD, MOLLY | 13 CATAWBA VALLEY, NC | 1:06.34 | - |
| 131 HOWELL O'NEILL, J. | 15 FLUSHING YMCA, NY | 1:05.53 | - | 175 EVERHART, AMBER | 17 RALEIGH, NC | 1:06.34 | - |
| 132 WEEKS, ABBY | 18 REGIONAL FAMILY, P | 1:05.54 | - | 175 KELLEY, MELISSA | 16 SCHROEDER MIL, WI | 1:06.34 | - |
| 132 CROWN, JORDAN | 15 WILTON FAMILY, CT | 1:05.54 | - | 178 BROCKMAN, STACEY | 15 M E LYONS YMCA, OH | 1:06.37 | - |

1998 NATIONAL YMCA LONG COURSE
SWIMMING CHAMPIONSHIPS

Complete Meet Results-LC Meters

| | | | | | | | |
|------------------------|------------------------|---------|---|------------------------|------------------------|---------|---|
| 179 LEGG, KATE | 13 PIEDMONT FAMILY, V | 1:06.38 | - | 217 KUIPER, ANNE | 17 UPPER PENINSULA, M | 1:07.27 | - |
| 180 MAYERCAK, NIKI | 17 OAK PARK YMCA, MI | 1:06.40 | - | 218 CRNIC, ALLISON | 15 STATE COLLEGE, PA | 1:07.31 | - |
| 181 HINDS, HOLLY | 13 ANDOVER, MA | 1:06.41 | - | 219 GEISLER, ELIZABETH | 14 NW DUPAGE YMCA, IL | 1:07.34 | - |
| 181 GILL, MEG | 13 SOUTHSIDE VIRGINIA | 1:06.41 | - | | | 1:07.34 | - |
| 181 GLANCY, CRISTIN | 15 OAK PARK YMCA, IL | 1:06.41 | - | 220 GELDERS, HILARY | 13 SPARTANBURG, SC | 1:07.35 | - |
| 184 KOSS, JESSE | 17 SCHROEDER MIL, WI | 1:06.43 | - | 221 ARCHIDIACONO, K. | 17 N SUB BOSTON, MA | 1:07.37 | - |
| 184 COWEN, ABBEY | 17 FLINT YMCA, MI | 1:06.43 | - | 222 GLOD, EMILY | 15 FAIRFIELD YMCA, CT | 1:07.40 | - |
| 186 HILDEBRAND, DAWN | 17 WM & H CLIPPARD, O | 1:06.46 | - | | | 1:07.40 | - |
| 187 EIRING, TRACY | 15 FLUSHING YMCA, NY | 1:06.48 | - | 223 JOHN, KATIE | 14 BRANDYWINE BR, PA | 1:07.52 | - |
| 187 WILLENBORG, RACHEL | 16 MATTOON AREA, IL | 1:06.48 | - | 223 GUELTIG, HEATHER | 14 SO COMM FAM BR, OH | 1:07.52 | - |
| | | 1:06.48 | - | 225 KUZIEL, NINA | 13 WSTN/CATONSVILLE, M | 1:07.54 | - |
| 187 BOURDAN, JILLIAN | 16 OLD COLONY, MA | 1:06.48 | - | | | 1:07.54 | - |
| 190 HUNTEBRINKER, B. | 13 BLUE ASH Y, OH | 1:06.51 | - | 225 JOHNSON, ALISSA | 14 SO SHORE QUINCY, MA | 1:07.54 | - |
| | | 1:06.51 | - | | | 1:07.54 | - |
| 191 BEST, KRISTEN | 14 CHAPEL HL-CARBOR, N | 1:06.55 | - | 227 VANDERBEKEN, K. | 16 GTR MANCHESTER, NH | 1:07.55 | - |
| | | 1:06.55 | - | 227 COLE, BECKY | 15 STATE COLLEGE, PA | 1:07.55 | - |
| 192 BANNELL, CASSANDRA | 13 WHEELER REGION, CT | 1:06.60 | - | | | 1:07.55 | - |
| 193 KELLY, EDNA | 15 FLUSHING YMCA, NY | 1:06.67 | - | 227 ROTHENBACH, C. | 15 APPLETON Y, WI | 1:07.55 | - |
| | | 1:06.67 | - | | | 1:07.55 | - |
| 194 MORAN, DEVON | 14 PITTSFIELD FAM, MA | 1:06.70 | - | 230 HUBBARD, AMY | 16 COUNTRYSIDE Y, OH | 1:07.61 | - |
| | | 1:06.70 | - | 231 WELSH, KATHRYN | 13 HAMILTON AREA, NJ | 1:07.62 | - |
| 195 O'CONNELL, KELLY | 14 GAMBLE-NIPPERT, OH | 1:06.71 | - | | | 1:07.62 | - |
| 196 NEMETH, PAMILLA | 17 HAMILTON AREA, NJ | 1:06.74 | - | 232 MARKHAM, ANGELA | 16 MIDDLETOWN AREA, OH | 1:07.64 | - |
| 197 SPATZ, HOLLEN | 15 HAMDEN/N HAVEN, CT | 1:06.78 | - | | | 1:07.64 | - |
| 198 ERTEL, LAURIA | 18 COUNTRYSIDE Y, OH | 1:06.80 | - | 233 LEINBACH, ASHLEY | 16 HARRISON CO, WV | 1:07.66 | - |
| | | 1:06.80 | - | | | 1:07.66 | - |
| 199 ORR, CHRISTY | 15 SPARTANBURG, SC | 1:06.81 | - | 234 FENGFISH, SARAH | 13 YORK & YORK CO, PA | 1:07.67 | - |
| 200 KOEPCKE, KIRSTEN | 15 KISHWAUKEE, IL | 1:06.82 | - | | | 1:07.67 | - |
| | | 1:06.82 | - | 235 SNYDER, KIMBERLY | 16 CHAMBERSBURG, PA | 1:07.70 | - |
| 200 OLSZEWSKI, CANDICE | 16 GTR WESTFIELD, MA | 1:06.82 | - | 235 DAVIS, ALLYSON | 15 M E LYONS YMCA, OH | 1:07.70 | - |
| 202 EMERY, AMY | 15 COASTLINE BR SE, C | 1:06.83 | - | | | 1:07.70 | - |
| | | 1:06.83 | - | 237 MAXFIELD, SARA | 16 M E LYONS YMCA, OH | 1:07.71 | - |
| 203 SIMONS, JORDAN | 16 PIEDMONT FAMILY, V | 1:06.86 | - | | | 1:07.71 | - |
| 204 JANSSEN, ERICA | 16 OSHKOSH COMM, WI | 1:06.92 | - | 238 BOUCHER, EILEEN | 16 NW DUPAGE YMCA, IL | 1:07.76 | - |
| | | 1:06.92 | - | | | 1:07.76 | - |
| 205 MURRAY, ALYSSA | 17 GTR GREEN BAY, WI | 1:06.95 | - | 239 DU, CRYSTAL | 13 REGIONAL FAMILY, P | 1:07.77 | - |
| | | 1:06.95 | - | | | 1:07.77 | - |
| 206 SCHOENEMANN, HEIDI | 18 WESTFIELD Y, NJ | 1:07.01 | - | 239 ZUKOWSKI, ALEXIS | 14 FANWOOD/SCOTCH PLN | 1:07.77 | - |
| 206 LINSERMANN, K. | 14 WEST CHESTER, PA | 1:07.01 | - | | | 1:07.77 | - |
| 208 RUSH, REGINA | 13 RARITAN VALLEY, NJ | 1:07.02 | - | 239 KOS, COURTNEY | 13 ANNE ARUNDEL CO, MD | 1:07.77 | - |
| | | 1:07.02 | - | 242 VOSS, LINDSAY | 14 OAK PARK YMCA, MI | 1:07.86 | - |
| 209 GINSBURG, ALIZA | 15 OLD COLONY, MA | 1:07.05 | - | 243 KEPHART, LAURA | 15 STATE COLLEGE, PA | 1:07.87 | - |
| | | 1:07.05 | - | 244 GEIMER, LINDSAY | 15 DARIEN YMCA, CT | 1:07.94 | - |
| 210 NORTON, MAGGIE | 14 OAK PARK YMCA, IL | 1:07.09 | - | 245 RUBEOR, RENEE | 15 HARFORD COUNTY, MD | 1:07.99 | - |
| | | 1:07.09 | - | | | 1:07.99 | - |
| 211 ALBERT, MANDIE | 14 CHAPEL HL-CARBOR, N | 1:07.11 | - | 246 TEMPLE, AMANDA | 16 CHAPEL HL-CARBOR, N | 1:08.01 | - |
| 212 KRISTENSEN, LAUREN | 16 SOMERSET HILLS, NJ | 1:07.13 | - | | | 1:08.01 | - |
| 213 BARCLAY, DIANNE | 16 MORRIS CENTER, NJ | 1:07.14 | - | 247 KOPAJTIC, LAUREN | 16 HARFORD COUNTY, MD | 1:08.04 | - |
| | | 1:07.14 | - | | | 1:08.04 | - |
| 214 CROUSE, ERIN | 15 YORK & YORK CO, PA | 1:07.17 | - | 248 DESI, MAUREEN | 17 GTR WESTFIELD, MA | 1:08.05 | - |
| | | 1:07.17 | - | 249 BROWN, SARA | 14 NEW CANAAN, CT | 1:08.21 | - |
| 215 BIRD, MARY ALICE | 18 HUNTINGTON, WV | 1:07.22 | - | 250 ECKER, LAURA | 13 WSTN/CATONSVILLE, M | 1:08.28 | - |
| 216 AUSTIN, JENNIFER | 16 WSTN/CATONSVILLE, M | 1:07.26 | - | | | 1:08.28 | - |
| | | 1:07.26 | - | 251 RESTIVO, MICHAELA | 14 FLUSHING YMCA, NY | 1:08.39 | - |

1998 NATIONAL YMCA LONG COURSE
SWIMMING CHAMPIONSHIPS

Complete Meet Results-LC Meters

| | | | | | | | | | |
|------------------------|------------------------|------------|---------------------|---------------------|-----------------------|--------------------|---------------------|---------|-----|
| 1:08.39 | | | | | 5 TILLMAN, JEREMY | 15 GTR HOLYOKE, MA | 54.60 | 14 | |
| 251 GRAPER, KIRA | 14 APPLETON Y, WI | 1:08.39 | - | 6 PROFFITT, JORDIE | 16 HENDERSON CO, KY | 54.90 | 13 | | |
| 253 MEHRINGER, STACEY | 14 N SUB BOSTON, MA | 1:08.47 | - | 7 RANSENBERG, SCOTT | 16 GAMBLE-NIPPERT, OH | 54.97 | 12 | | |
| 1:08.47 | | | | 8 HAUSLANDEN, DAVID | 18 M E LYONS YMCA, OH | 55.18 | 11 | | |
| 254 LEAGUE, MARY | 16 ROCKY MOUNT FAM, N | 1:08.48 | - | * Consolations | | | | | |
| 1:08.48 | | | | 9 RAMSEY, SEAN | 18 PARKERSBURG, WV | 54.83 | 9 | | |
| 255 KRACKE, ASHLEY | 14 SHADES VALLEY, AL | 1:08.49 | - | 10 WUENSCH, AARON | 14 NW DUPAGE YMCA, IL | 54.93 | 7 | | |
| 1:08.49 | | | | 11 PIERCE, BRANDON | 16 BLUE ASH Y, OH | 55.19 | 6 | | |
| 256 MCDONALD, CELESTE | 16 MARION COUNTY, FL | 1:08.61 | - | 12 WEIR, SCOTT | 15 GRAND RAPIDS SE, M | 55.39 | 5 | | |
| 257 WILLIAMS, JENNIFER | 16 YORK & YORK CO, PA | 1:08.63 | - | 13 FIDEN, DREW | 18 SO COMM FAM BR, OH | 55.40 | 4 | | |
| 1:08.63 | | | | 14 MCBRIDE, JEFF | 18 NEW CANAAN, CT | 55.82 | 3 | | |
| 258 PACKARD, LIZ | 17 POWEL CROSLEY, OH | 1:08.65 | - | 15 CROW, TRAVIS | 18 SCHROEDER MIL, WI | 56.07 | 2 | | |
| 1:08.65 | | | | 16 ANDERSON, LUKE | 16 PIEDMONT FAMILY, V | 57.44 | 1 | | |
| 259 WHELTON, LAURA | 14 HOCKOMOCK AREA, MA | 1:08.66 | - | | | | | | |
| 260 CHARLEY, AMY | 13 WAYNESBORO FAM, VA | 1:08.69 | - | PL | Name | Age | Team | Prelims | Pts |
| 1:08.69 | | | | ----- | | | | | |
| 261 MEYERS, AMANDA | 15 OLEAN YMCA, NY | 1:08.73 | - | 1 | VEAZEY, JAMES | 16 | HAMDEN/N HAVEN, CT | 54.08 | - |
| 1:08.73 | | | | 2 | SIEBERT, MARK | 17 | UPPER MAIN LINE, PA | 54.38 | - |
| 262 SWANDBY, MELANIE | 17 MASISON WEST, WI | 1:08.85 | - | 3 | CHENIER, MICHAEL | 17 | GOLDSBORO YMCA, NC | 54.70 | - |
| 263 SWAFFORD, COURTNEY | 15 M E LYONS YMCA, OH | 1:09.01 | - | 4 | MULDER, DERRICK | 15 | PIEDMONT FAMILY, V | 54.80 | - |
| 264 DAVIDSON, JESSICA | 13 BEVERLY REGION, MA | 1:09.17 | - | 5 | TILLMAN, JEREMY | 15 | GTR HOLYOKE, MA | 54.88 | - |
| 1:09.17 | | | | 6 | RANSENBERG, SCOTT | 16 | GAMBLE-NIPPERT, OH | 55.08 | - |
| 265 GOAD, TAYLOR | 15 BURMINGHAM FAM, MI | 1:09.19 | - | 7 | HAUSLANDEN, DAVID | 18 | M E LYONS YMCA, OH | 55.17 | - |
| 1:09.19 | | | | 8 | PROFFITT, JORDIE | 16 | HENDERSON CO, KY | 55.18 | - |
| 266 CAPPARELL, MELISSA | 14 SOMERSET HILLS, NJ | 1:09.26 | - | 9 | WEIR, SCOTT | 15 | GRAND RAPIDS SE, M | 55.18 | - |
| 267 SHEPARD, MEAGHAN | 18 WSTN/CATONSVILLE, M | 1:09.33 | - | 10 | RAMSEY, SEAN | 18 | PARKERSBURG, WV | 55.24 | - |
| 1:09.33 | | | | 11 | ANDERSON, LUKE | 16 | PIEDMONT FAMILY, V | 55.33 | - |
| 268 LARSON, ERIKA | 13 NAPERVILLE AREA, I | 1:09.44 | - | 12 | WUENSCH, AARON | 14 | NW DUPAGE YMCA, IL | 55.36 | - |
| 269 LESLIE, ABBY | 15 ALLEGHENY VAL, PA | 1:09.48 | - | 13 | CROW, TRAVIS | 18 | SCHROEDER MIL, WI | 55.46 | - |
| 1:09.48 | | | | 14 | FIDEN, DREW | 18 | SO COMM FAM BR, OH | 55.48 | - |
| 270 BELLIVEAU, A. | 14 GTR HOLYOKE, MA | 1:09.59 | - | 15 | MCBRIDE, JEFF | 18 | NEW CANAAN, CT | 55.57 | - |
| 1:09.59 | | | | 16 | PIERCE, BRANDON | 16 | BLUE ASH Y, OH | 55.65 | - |
| 271 CLAIRBORN, KATY | 18 GTR MANCHESTER, NH | 1:09.88 | - | 17 | SARGENT, WILLIAM | 17 | BURMINGHAM FAM, MI | 55.69 | - |
| 1:09.88 | | | | 18 | THOMAS, JASON | 15 | OLD TOWN-ORONO, ME | 55.73 | - |
| 272 SMITLEY, KYLE | 13 DEFIANCE AREA, OH | 1:09.93 | - | 19 | BARFUSS, RICHARD | 17 | SOMERSET HILLS, NJ | 55.80 | - |
| 1:09.93 | | | | 20 | MURPHY, TIM | 18 | M E LYONS YMCA, OH | 55.84 | - |
| 273 HITCHNER, CHRISTA | 16 CENTRAL KENTUCKY | 1:09.98 | - | 21 | WALTERS, DANIEL | 16 | SOUTHSIDE VIRGINIA | 55.84 | - |
| 274 MILLER, MAI LI | 16 PLAYGROUND AREA, F | 1:10.02 | - | 22 | HOSTERMAN, PHIL | 18 | POWEL CROSLEY, OH | 55.93 | - |
| 275 GIFFING, BLAIR | 16 SO CHESTER CTY, PA | 1:10.06 | - | 23 | PETRIC, STEVEN | 16 | SCHROEDER MIL, WI | 56.03 | - |
| 276 DEMUNCK, SONYA | 16 OSHKOSH COMM, WI | 1:11.22 | - | 24 | ALLISON, NEVILLE | 17 | PIEDMONT FAMILY, V | 56.04 | - |
| 1:11.22 | | | | 25 | ARMSTRONG, SCOTT | 18 | SOMERSET HILLS, NJ | 56.09 | - |
| - MOORE, ANNIE | 15 PULASKI-HENSEL, VA | DQ | - | 26 | COLLINS, MIKE | 16 | NW DUPAGE YMCA, IL | 56.22 | - |
| - HALEY, MEG | 14 SO COMM FAM BR, OH | DQ | - | 27 | GUSTAFSON, ADAM | 17 | ROANOKE CNTRL, VA | 56.23 | - |
| | | | | 28 | SLOUF, ERICH | 18 | NAPERVILLE AREA, I | 56.26 | - |
| | | | | 29 | KEYES, BRET | 16 | M E LYONS YMCA, OH | 56.28 | - |
| | | | | 30 | WERA, TIM | 16 | M E LYONS YMCA, OH | 56.29 | - |
| | | | | 31 | BUDRIS, KEVIN | 16 | CHESHIRE BR, CT | 56.31 | - |
| | | | | 32 | SAMPLE, JEREMY | 17 | SHENANGO VAL, PA | 56.44 | - |
| | | | | 33 | SCANLAN, JOHN | 18 | UPPER MAIN LINE, PA | 56.51 | - |
| | | | | 34 | BEAUMIER, BILL | 16 | GTR GREEN BAY, WI | 56.53 | - |
| | | | | 35 | RE, JOE | 16 | GAMBLE-NIPPERT, OH | 56.58 | - |
| | | | | 36 | RUSSO, WILL | 18 | M E LYONS YMCA, OH | 56.61 | - |
| | | | | 37 | BELANGER, TYLER | 16 | LAKE COUNTY, IL | 56.63 | - |
| | | | | 37 | LYNCH, ADAM | 18 | GAMBLE-NIPPERT, OH | 56.63 | - |
| ===== | | | | | | | | | |
| Event 32 | Men 100 Free | | | | | | | | |
| NATIONAL: | * 52.88 | K. SPENSER | - ANN ARBOR, MI | 08/96 | | | | | |
| PL | Name | Age | Team | Finals | Pts | | | | |
| ----- | | | | | | | | | |
| * Finals | | | | | | | | | |
| 1 | SIEBERT, MARK | 17 | UPPER MAIN LINE, PA | 53.94 | 20 | | | | |
| 2 | VEAZEY, JAMES | 16 | HAMDEN/N HAVEN, CT | 53.97 | 17 | | | | |
| 3 | MULDER, DERRICK | 15 | PIEDMONT FAMILY, V | 54.09 | 16 | | | | |
| 4 | CHENIER, MICHAEL | 17 | GOLDSBORO YMCA, NC | 54.52 | 15 | | | | |

1998 NATIONAL YMCA LONG COURSE
SWIMMING CHAMPIONSHIPS

Complete Meet Results-LC Meters

| | | | | | | | |
|----------------------|-----------------------|-------|---|------------------------|-----------------------|---------|---|
| 39 SOUCIE, JIM | 15 OLD TOWN-ORONO, ME | 56.68 | - | 93 CRAIG, JEREMY | 15 PIEDMONT FAMILY, V | 58.63 | - |
| 40 SMITH, MATT A | 16 ROANOKE CNTRL, VA | 56.69 | - | 94 DELLAGIOVANNA, B. | 16 FLUSHING YMCA, NY | 58.67 | - |
| 41 DUNN, JARED | 17 FRANKFORT Y, KY | 56.78 | - | 95 GRAVES, RUSTY | 16 NW DUPAGE YMCA, IL | 58.68 | - |
| 42 HAUSLANDEN, DOUG | 16 M E LYONS YMCA, OH | 56.90 | - | 96 FINN, JOEY | 14 SOUTHSIDE VIRGINIA | 58.84 | - |
| 43 ENGLE, ANDREW | 17 CHAMBERS MEM Y, WV | 56.94 | - | 97 LUCHNER, RYAN | 14 MONTGOMERY YMCA, A | 58.85 | - |
| 44 NEUKIRCH, JOE | 16 AURORA FAMILY, IL | 56.95 | - | 98 DEAN, JOHN | 16 RALEIGH, NC | 58.89 | - |
| 45 BROWN, RYAN | 18 SO COMM FAM BR, OH | 56.98 | - | 99 HYMAN, JASON | 16 WESTERN MONMOUTH,N | 58.92 | - |
| 46 RODKEY, DREW | 16 RAPPAHANNOCK, VA | 57.05 | - | 100 SANDERS, STEPHEN | 14 RALEIGH, NC | 58.93 | - |
| 47 SIMCOCK, MATT | 16 NAPERVILLE AREA, I | 57.14 | - | 100 PRIOR, ANDY | 16 STATE COLLEGE, PA | 58.93 | - |
| 48 LEONARDI, TIM | 17 WASHINGTON Y, PA | 57.17 | - | 102 JUCHA, BRIAN | 16 WASHINGTON Y, PA | 58.97 | - |
| 49 CARROLL, JUSTIN | 16 CHESHIRE BR, CT | 57.19 | - | 103 BIANCHINI, ANTHONY | 17 GTR WESTFIELD, MA | 59.04 | - |
| 50 MORENUS, JESSE | 16 MARION COUNTY, FL | 57.22 | - | 104 BETZ, BEN | 16 KISHWAUKEE, IL | 59.05 | - |
| 51 OLSZEWSKI, CHRIS | 17 NW DUPAGE YMCA, IL | 57.23 | - | 105 BERTKE, MATT | 15 M E LYONS YMCA, OH | 59.08 | - |
| 52 BRUORTON, JEFF | 17 GOLDSBORO YMCA, NC | 57.26 | - | 106 ROLLINS, JONATHAN | 16 COASTAL GEORGIA,GA | 59.17 | - |
| 53 BLUSIEWICZ, A.J. | 14 AURORA FAMILY, IL | 57.29 | - | 107 MILLER, ERIC | 16 HARFORD COUNTY, MD | 59.21 | - |
| 54 PEREZ, CHRISTOPHR | 14 WILTON FAMILY, CT | 57.33 | - | 108 KRUEGER, JEFF | 18 M E LYONS YMCA, OH | 59.27 | - |
| 55 LOVERDI, JASON | 17 RAPPAHANNOCK, VA | 57.34 | - | 108 BIZZARRO, PAUL | 18 BEAVERCREEK Y, OH | 59.27 | - |
| 55 SEVERSON, ERIC | 18 COUNTRYSIDE Y, OH | 57.34 | - | 110 COOPER, DERON | 15 HAMDEN/N HAVEN, CT | 59.33 | - |
| 57 RICHARD, MATT | 16 GTR GREEN BAY, WI | 57.37 | - | 111 FARROW, JAMIE | 16 WILMINGTON FAM, NC | 59.34 | - |
| 58 PENNINGA, A.J. | 17 GRAND RAPIDS SE, M | 57.42 | - | 112 PERRY, ANDREW | 15 RALEIGH, NC | 59.47 | - |
| 58 KRATSON, MARK | 21 MONTCLAIR YMCA, NJ | 57.42 | - | 113 ANDERSSON, TONY | 16 MARION FAMILY, OH | 59.48 | - |
| 60 REINIG, CHRIS | 17 SOMERSET HILLS, NJ | 57.44 | - | 114 YOUNG, KEVIN | 18 WESTERN MONMOUTH,N | 59.53 | - |
| 61 GRESHOLDT, MARK | 16 KISHWAUKEE, IL | 57.46 | - | 115 HUCKABEE, RYAN | 15 CHAPEL HL-CARBOR,N | 59.54 | - |
| 61 PERKINS, DEREK | 19 FRANKFORT Y, KY | 57.46 | - | 115 MOORE, CAMERON | 15 SO COMM FAM BR, OH | 59.54 | - |
| 63 WILLARD, BRAD | 16 WINSTON-SALEM, NC | 57.50 | - | 117 BROPHY, SEAN | 15 FAIRFIELD YMCA, CT | 59.55 | - |
| 64 KILRAIN, BRENDAN | 18 GTR HOLYOKE, MA | 57.75 | - | 118 BOXER, ERIC | 16 READING/BERKS, PA | 59.56 | - |
| 65 ROUSSIL, COLIN | 16 UPPER MONTGOMERY,M | 57.77 | - | 119 MATSON, JOHN | 16 CHAPEL HL-CARBOR,N | 59.58 | - |
| 66 BAUCOM, KELLY | 17 ROWAN COUNTY, NC | 57.87 | - | 120 ATKINS, JAY | 15 REGIONAL FAMILY, P | 59.62 | - |
| 67 ZICCARDI, ANDREW | 14 MONTCLAIR YMCA, NJ | 57.89 | - | 121 CROW, KYLE | 15 SCHROEDER MIL, WI | 59.63 | - |
| 68 RAFFERTY, TJ | 16 BLUE ASH Y, OH | 57.90 | - | 122 MCCOY, KURT | 17 HAMILTON AREA, NJ | 59.67 | - |
| 69 MILLER, JOHN | 17 UPPER MONTGOMERY,M | 57.91 | - | 122 IPPOLITI, C. | 14 UPPER MAIN LINE,PA | 59.67 | - |
| 70 MURPHY, BRENDAN | 17 GAMBLE-NIPPERT, OH | 57.92 | - | 124 BARTZ, JOSH | 17 NW DUPAGE YMCA, IL | 59.78 | - |
| 71 HESS, JOEY | 17 RAPPAHANNOCK, VA | 58.05 | - | 125 STANCZYK, ERIC | 14 NW DUPAGE YMCA, IL | 59.79 | - |
| 72 MILLS, JON | 16 RALEIGH, NC | 58.09 | - | 126 LAPRINO, MATT | 17 NEW CANAAN, CT | 59.81 | - |
| 73 GREEN, WILLIAM | 15 NW DUPAGE YMCA, IL | 58.15 | - | 127 SWIGON, MICHAEL | 17 ROWAN COUNTY, NC | 59.82 | - |
| 73 BOTHEM, DAVID | 17 HAMILTON AREA, NJ | 58.15 | - | 128 MUMFORD, GREG | 17 GAMBLE-NIPPERT, OH | 59.86 | - |
| 75 TOMES, MARTIN | 14 M E LYONS YMCA, OH | 58.21 | - | 129 MORRISON-MCKELL, T | 16 SO COMM FAM BR, OH | 59.89 | - |
| 75 MORRISON, JAMIE | 15 FAIRFIELD YMCA, CT | 58.21 | - | 129 CHIOU, STEVE | 15 SOMERSET HILLS, NJ | 59.89 | - |
| 77 DEHNE, ADAM | 15 GAMBLE-NIPPERT, OH | 58.25 | - | 131 SCHOBORG, JIM | 16 GAMBLE-NIPPERT, OH | 59.94 | - |
| 78 ROWLANDS, TREVOR | SCHROEDER MIL, WI | 58.30 | - | 131 WEIMER, BRAXTON | 18 MONTGOMERY YMCA, A | 59.94 | - |
| 79 PAPPAS, THERON | 17 CHAMBERS MEM Y, WV | 58.31 | - | 133 MARTORANO, ANDREW | 15 SO SHORE QUINCY,MA | 59.98 | - |
| 80 BROWN, NICK | 16 STATE COLLEGE, PA | 58.33 | - | 134 DAIL, ZACH | 15 FRANKFORT Y, KY | 1:00.09 | - |
| 81 ALEXANDER, ANDY | 17 M E LYONS YMCA, OH | 58.34 | - | 1:00.09 | | | |
| 82 SZWEDA, BRAD | 15 NW DUPAGE YMCA, IL | 58.42 | - | 134 CULP, GEOFF | 16 GENEVA LAKES, WI | 1:00.09 | - |
| 82 LEASSNER, MAX | 15 BLUE ASH Y, OH | 58.42 | - | 136 HALDEMAN, CLIFFORD | 15 WESTFIELD Y, NJ | 1:00.10 | - |
| 84 BLOHM, MARK | 17 COUNTRYSIDE Y, OH | 58.45 | - | 137 BOYD, JOSH | 15 SPARTANBURG, SC | 1:00.14 | - |
| 85 BOYER, TIM | 16 WINSTON-SALEM, NC | 58.46 | - | 138 JONES, CHRIS | 14 HAZLETON YMCA, PA | 1:00.21 | - |
| 86 TIEMEIER, BRIAN | 13 POWEL CROSLY, OH | 58.49 | - | 139 VILLALON, ANDREW | 16 FLUSHING YMCA, NY | 1:00.24 | - |
| 86 PEPE, NICK | 14 SO SHORE QUINCY,MA | 58.49 | - | 139 ARTHUR, JONATHAN | 17 PULASKI-HENSEL, VA | 1:00.24 | - |
| 86 CRADDOCK, BRIAN | 14 PIEDMONT FAMILY, V | 58.49 | - | 141 LOCKWOOD, TREVOR | 16 HIGH POINT CNTL,OH | 1:00.25 | - |
| 89 SLACK, TIM | 17 WEST SHORE YMCA, P | 58.53 | - | 142 NENADICH, ANDREW | 17 FLUSHING YMCA, NY | 1:00.29 | - |
| 90 AGNER, MATTHEW | 18 ROWAN COUNTY, NC | 58.56 | - | 143 JONES, DAVID | 18 MONTGOMERY YMCA, A | 1:00.32 | - |
| 91 PARKER, KEITH | 16 RAPPAHANNOCK, VA | 58.58 | - | 144 BOWMAN, HUGH | 13 MONTGOMERY YMCA, A | 1:00.41 | - |
| 92 HAAR, GREG | 15 SCHROEDER MIL, WI | 58.62 | - | 145 MEEKER, JOSEPH | 14 WILTON FAMILY, CT | 1:00.42 | - |

1998 NATIONAL YMCA LONG COURSE
SWIMMING CHAMPIONSHIPS

Complete Meet Results-LC Meters

| | | | | | |
|-----|--------------------|----|---------------------|---------|---|
| 146 | BASEHEART, JOSH | 15 | SCHROEDER MIL, WI | 1:00.47 | - |
| 147 | HOGAN, TIMOTHY | 17 | FLUSHING YMCA, NY | 1:00.48 | - |
| 148 | BRADFORD, PATRICK | 16 | WINSTON-SALEM, NC | 1:00.53 | - |
| 149 | REED, KYLE | 15 | GTR HOLYOKE, MA | 1:00.55 | - |
| 150 | POOLE, BRAD | 13 | SPARTANBURG, SC | 1:00.62 | - |
| 150 | KERN, MIKE | 18 | BARTLESVILLE, OK | 1:00.62 | - |
| 152 | MARTIN, JASON | 17 | MONTGOMERY YMCA, A | 1:00.65 | - |
| 153 | HENKEL, JONATHAN | 13 | POWEL CROSLY, OH | 1:00.75 | - |
| 154 | HUBER, CHARLIE | 14 | POWEL CROSLY, OH | 1:00.76 | - |
| 155 | HWAN, PETER | 18 | GTR SCRANTON, PA | 1:00.79 | - |
| 156 | HOPPE, CHRIS | | SCHROEDER MIL, WI | 1:00.80 | - |
| 156 | VALETOV, ANATOLI | 19 | STATE COLLEGE, PA | 1:00.80 | - |
| 158 | BALL, STEVE | 16 | M E LYONS YMCA, OH | 1:00.84 | - |
| 158 | CARDY, DANIEL | 15 | UPPER MONTGOMERY, M | 1:00.84 | - |
| | | | | 1:00.84 | |
| 160 | EUBANK, JACOB | 16 | SO TOLEDO BR, OH | 1:00.88 | - |
| 161 | BARABANOV, DMITRIY | 17 | PALISADES MALIBU, C | 1:00.92 | - |
| 162 | HOPKINS, SEAN | 18 | WEST SHORE YMCA, P | 1:00.94 | - |
| 163 | MORTON, TYLER | 15 | BEAVERCREEK Y, OH | 1:01.01 | - |
| 164 | GAULDING, ROBERT | 16 | SOUTHSIDE VIRGINIA | 1:01.10 | - |
| 165 | MAKI, BOB | 16 | SO CHESTER CTY, PA | 1:01.11 | - |
| 166 | ROOD, JOE | 16 | UPPER MONTGOMERY, M | 1:01.12 | - |
| 167 | LAUGHERTY, ROB | 16 | REGIONAL FAMILY, P | 1:01.26 | - |
| 168 | HURST, MATT | 15 | UPPER MAIN LINE, PA | 1:01.28 | - |
| | | | | 1:01.28 | |
| 169 | WINGERT, BRIAN | 16 | CHAMBERSBURG, PA | 1:01.36 | - |
| 170 | HAAS, PAT | 15 | GAMBLE-NIPPERT, OH | 1:01.53 | - |
| 170 | CHURCH, DIRK | 16 | COUNTRYSIDE Y, OH | 1:01.53 | - |
| 172 | SEETH, DAN | 15 | HAMILTON AREA, NJ | 1:01.61 | - |
| 173 | HOYLE, JOSEPH | 16 | CHAPEL HL-CARBOR, N | 1:01.62 | - |
| 174 | CINKEWICZ, MIKE | 16 | FANWOOD/SCOTCH PLN | 1:01.63 | - |
| 175 | THILL, GEOFF | 14 | STEVENS POINT, WI | 1:01.73 | - |
| 176 | MOONEY, JOE | 16 | GAMBLE-NIPPERT, OH | 1:01.80 | - |
| 177 | HUMPHREY, BEN | 14 | WINSTON-SALEM, NC | 1:01.83 | - |
| 178 | KOSCIANSKI, RYAN | 13 | POWEL CROSLY, OH | 1:01.95 | - |
| 179 | DAVIS, MICHAEL | 15 | ANNE ARUNDEL CO, MD | 1:01.99 | - |
| 180 | MESAVAGE, PETER | 15 | STRATFORD YMCA, CT | 1:02.07 | - |
| 181 | LAVOIE, DEREK | 17 | GTR WESTFIELD, MA | 1:02.11 | - |
| 182 | CHAO, RYON | 17 | RALEIGH, NC | 1:02.25 | - |
| 183 | NEUBAUER, QUINTIN | 14 | BLUE ASH Y, OH | 1:02.30 | - |
| 184 | HERRING, PHIL | 14 | NEW CANAAN, CT | 1:02.42 | - |
| 185 | WAGNER, PETER | 16 | OSHKOSH COMM, WI | 1:02.52 | - |
| 186 | GEHMAN, JORDAN | 15 | READING/BERKS, PA | 1:03.13 | - |
| 187 | VANDERBEKEN, TIM | 18 | GTR MANCHESTER, NH | 1:03.26 | - |
| 188 | YOUNG, CALVIN | 15 | CORNING COMM, NY | 1:03.34 | - |
| 189 | JANCO, JOHN | 15 | WASHINGTON Y, PA | 1:06.33 | - |
| | - O'ROURKE, BRIAN | 14 | BIRMINGHAM FAM, MI | DQ | - |
| | - PROTAS, JOHN | 14 | WEST SHORE YMCA, P | DQ | - |
| | - DIONNE, LANCE | 17 | GTR MANCHESTER, NH | DQ | - |
| | - SHARP, JAMES | 16 | WAYNESBORO FAM, VA | DQ | - |

| | | | | | | |
|---|--------------------|---------|---------------------|---------|---------|--|
| ===== | | | | | | |
| Event 33 Women 200 Back | | | | | | |
| NATIONAL: * 2:20.05 B. JACKSON - BLUE ASH, OH 08/92 | | | | | | |
| PL | Name | Age | Team | Finals | Pts | |
| ----- | | | | | | |
| * Finals | | | | | | |
| 1 | BRUZDA, KATIE | 16 | REGIONAL FAMILY, P | 2:21.71 | 20 | |
| | | 32.06 | 1:07.47 | 1:43.84 | 2:21.71 | |
| 2 | PEASLEE, EMILY | 16 | NW DUPAGE YMCA, IL | 2:24.04 | 17 | |
| | | 33.74 | 1:10.19 | 1:47.23 | 2:24.04 | |
| 3 | DOLANSKY, LISA | 17 | MONTCLAIR YMCA, NJ | 2:24.09 | 16 | |
| | | 33.25 | 1:09.83 | 1:47.14 | 2:24.09 | |
| 4 | GOTTSCHALK, ERIN | 13 | WILMINGTON FAM, NC | 2:25.04 | 15 | |
| | | 34.15 | 1:11.12 | 1:48.04 | 2:25.04 | |
| 5 | KAVETSKY, ANNA | 14 | ANNE ARUNDEL CO, MD | 2:26.02 | 14 | |
| | | 34.54 | 1:11.04 | 1:49.09 | 2:26.02 | |
| 6 | O'FALLON, SARA | 17 | NAPERVILLE AREA, I | 2:26.56 | 13 | |
| | | 34.24 | 1:11.63 | 1:49.11 | 2:26.56 | |
| 7 | JOHNSON, SARA | 16 | BIRMINGHAM FAM, MI | 2:26.68 | 12 | |
| | | 34.05 | 1:11.95 | 1:49.95 | 2:26.68 | |
| 8 | KEEVER, BRANDY | 15 | COUNTRYSIDE Y, OH | 2:27.32 | 11 | |
| | | 33.61 | 1:09.75 | 1:47.94 | 2:27.32 | |
| * Consolations | | | | | | |
| 9 | STAPLETON, EMILY | 15 | SCHROEDER MIL, WI | 2:26.22 | 9 | |
| | | 33.72 | 1:10.49 | 1:48.44 | 2:26.22 | |
| 10 | REED, SARAH | 15 | UPPER MAIN LINE, PA | 2:27.09 | 7 | |
| | | 33.57 | 1:10.90 | 1:49.09 | 2:27.09 | |
| 11 | BRODERSON, LORI | 18 | CRESCENTA-CANADA, C | 2:28.93 | 6 | |
| | | 35.28 | 1:13.16 | 1:51.61 | 2:28.93 | |
| 12 | ANDRUSKIEWICZ, AMY | 17 | NEWARK YMCA, DE | 2:29.10 | 5 | |
| | | 34.59 | 1:11.53 | 1:50.12 | 2:29.10 | |
| 13 | ALLEN, AMY | 14 | CENTRAL KENTUCKY | 2:29.24 | 4 | |
| | | 34.97 | 1:12.06 | 1:50.39 | 2:29.24 | |
| 14 | MURCHISON, SARAH | 14 | WILMINGTON FAM, NC | 2:30.59 | 3 | |
| | | 35.22 | 1:13.53 | 1:52.57 | 2:30.59 | |
| 15 | STOCKS, BAKER | 17 | RALEIGH, NC | 2:30.86 | 2 | |
| | | 35.06 | 1:13.06 | 1:51.81 | 2:30.86 | |
| 16 | GIESEKER, LISA | 17 | POWEL CROSLY, OH | 2:32.23 | 1 | |
| | | 35.01 | 1:12.90 | 1:52.62 | 2:32.23 | |
| PL | Name | Age | Team | Prelims | Pts | |
| ----- | | | | | | |
| 1 | BRUZDA, KATIE | 16 | REGIONAL FAMILY, P | 2:23.17 | - | |
| | | 1:08.47 | 2:23.17 | | | |
| 2 | PEASLEE, EMILY | 16 | NW DUPAGE YMCA, IL | 2:25.01 | - | |
| | | 1:11.00 | 2:25.01 | | | |
| 3 | GOTTSCHALK, ERIN | 13 | WILMINGTON FAM, NC | 2:26.35 | - | |
| | | 1:12.92 | 2:26.35 | | | |
| 4 | DOLANSKY, LISA | 17 | MONTCLAIR YMCA, NJ | 2:26.56 | - | |
| | | 1:10.44 | 2:26.56 | | | |
| 5 | JOHNSON, SARA | 16 | BIRMINGHAM FAM, MI | 2:26.84 | - | |
| | | 1:11.71 | 2:26.84 | | | |
| 6 | KEEVER, BRANDY | 15 | COUNTRYSIDE Y, OH | 2:26.99 | - | |
| | | 1:10.50 | 2:26.99 | | | |

1998 NATIONAL YMCA LONG COURSE
SWIMMING CHAMPIONSHIPS

Complete Meet Results-LC Meters

| | | | | | | | |
|-----------------------|-----------------------|---------|---|----------------------|-----------------------|---------|---|
| 7 O'FALLON, SARA | 17 NAPERVILLE AREA, I | 2:27.86 | - | 33 WHITE, MEGAN | 13 WEST SHORE YMCA, P | 2:35.22 | - |
| 1:10.88 | 2:27.86 | | | 1:14.44 | 2:35.22 | | |
| 8 KAVETSKY, ANNA | 14 ANNE ARUNDEL CO,MD | 2:28.05 | - | 35 BRAGER, LAURA | 15 GTR GREEN BAY, WI | 2:35.38 | - |
| 1:11.81 | 2:28.05 | | | 1:13.82 | 2:35.38 | | |
| 9 STAPLETON, EMILY | 15 SCHROEDER MIL, WI | 2:28.13 | - | 36 BARNES, JESSICA | 13 BRANDYWINE BR, PA | 2:35.46 | - |
| 1:10.83 | 2:28.13 | | | 1:14.68 | 2:35.46 | | |
| 10 REED, SARAH | 15 UPPER MAIN LINE,PA | 2:29.39 | - | 37 ROARK, ASHLEY | 15 ANNE ARUNDEL CO,MD | 2:35.55 | - |
| 1:12.48 | 2:29.39 | | | 1:15.51 | 2:35.55 | | |
| 11 MURCHISON, SARAH | 14 WILMINGTON FAM, NC | 2:29.73 | - | 38 MILLER, SHANNON | 15 NW DUPAGE YMCA, IL | 2:36.11 | - |
| 1:13.68 | 2:29.73 | | | 1:16.72 | 2:36.11 | | |
| 12 ALLEN, AMY | 14 CENTRAL KENTUCKY | 2:30.06 | - | 39 MENKEDICK, KRISTA | 14 ROANOKE CNTRL, VA | 2:36.29 | - |
| 1:13.27 | 2:30.06 | | | 1:15.02 | 2:36.29 | | |
| 13 BRODERSON, LORI | 18 CRESCENTA-CANADA,C | 2:30.34 | - | 40 BRADLEY, MAUREEN | 17 NW DUPAGE YMCA, IL | 2:36.43 | - |
| 1:12.10 | 2:30.34 | | | 1:17.06 | 2:36.43 | | |
| 14 GIESEKER, LISA | 17 POWEL CROSLEY, OH | 2:30.42 | - | 41 CLOSE, KAREN | 15 DARIEN YMCA, CT | 2:36.48 | - |
| 1:14.08 | 2:30.42 | | | 1:15.43 | 2:36.48 | | |
| 15 STOCKS, BAKER | 17 RALEIGH, NC | 2:30.71 | - | 42 CROUCH, SARAH | 17 CHAMBERS MEM Y, WV | 2:36.57 | - |
| 1:11.87 | 2:30.71 | | | 1:16.33 | 2:36.57 | | |
| 16 ANDRUSKIEWICZ, AMY | 17 NEWARK YMCA, DE | 2:30.83 | - | 43 MORAN, DEVON | 14 PITTSFIELD FAM, MA | 2:36.66 | - |
| 1:12.96 | 2:30.83 | | | 1:17.01 | 2:36.66 | | |
| 17 RUTKOWSKI, SARA | 18 SCHROEDER MIL, WI | 2:31.04 | - | 44 KENNEDY, KENDRA | 14 METUCHEN-EDISON, N | 2:36.82 | - |
| 1:12.05 | 2:31.04 | | | 1:15.19 | 2:36.82 | | |
| 18 BARONKIN, LESLIE | 16 SPARTANBURG, SC | 2:31.47 | - | 45 THOMAS, DEANNE | 17 CENTRAL KENTUCKY | 2:37.78 | - |
| 1:14.13 | 2:31.47 | | | 1:16.52 | 2:37.78 | | |
| 19 PATTERSON, KATE | 14 SCHROEDER MIL, WI | 2:31.62 | - | 46 BUSH, NICOLE | 16 REGIONAL FAMILY, P | 2:37.81 | - |
| 1:13.59 | 2:31.62 | | | 1:15.34 | 2:37.81 | | |
| 20 NAGY, BETSY | 17 PLAYGROUND AREA, F | 2:31.63 | - | 47 MARTIN, KARA | 15 STEVENS POINT, WI | 2:37.85 | - |
| 1:14.57 | 2:31.63 | | | 1:15.72 | 2:37.85 | | |
| 21 MCCOY, APRIL | 14 MONTGOMERY YMCA, A | 2:32.42 | - | 48 GUSTAFSON, SHANNA | 17 APPLETON Y, WI | 2:38.23 | - |
| 1:14.11 | 2:32.42 | | | 1:16.39 | 2:38.23 | | |
| 22 SMITH, ALICIA | 15 SOUTHSIDE VIRGINIA | 2:33.48 | - | 49 LAKAMP, LESLIE | 16 M E LYONS YMCA, OH | 2:38.29 | - |
| 1:13.73 | 2:33.48 | | | 1:17.17 | 2:38.29 | | |
| 23 PANSINI, CHRISTINA | 18 HAMILTON AREA, NJ | 2:33.55 | - | 50 TOMM, CHRISTIE | 14 FLUSHING YMCA, NY | 2:38.37 | - |
| 1:13.74 | 2:33.55 | | | 1:16.98 | 2:38.37 | | |
| 24 BAILEY, AMBER | 16 NEWARK YMCA, DE | 2:33.59 | - | 51 HICKIN, GRACE | 14 WAYNESBORO FAM, VA | 2:38.50 | - |
| 1:13.86 | 2:33.59 | | | 1:17.91 | 2:38.50 | | |
| 25 MATTHEWS, MELANIE | 17 WAYNESBORO FAM, VA | 2:33.83 | - | 52 FOWLER, ELIZABETH | 16 ANNE ARUNDEL CO,MD | 2:38.68 | - |
| 1:15.05 | 2:33.83 | | | 1:16.55 | 2:38.68 | | |
| 26 BUMGARDNER, RACHEL | 15 RALEIGH, NC | 2:34.03 | - | 53 PEACOCK, ADRIENNE | 14 RALEIGH, NC | 2:38.71 | - |
| 1:15.34 | 2:34.03 | | | 1:16.27 | 2:38.71 | | |
| 27 FABIANO, LAURA | 13 MONTCLAIR YMCA, NJ | 2:34.05 | - | 54 MANCUS, MARISSA | 17 GTR SCRANTON, PA | 2:38.93 | - |
| 1:15.22 | 2:34.05 | | | 1:17.33 | 2:38.93 | | |
| 28 BARBA, LIZ | 14 MEADVILLE YMCA, PA | 2:34.12 | - | 55 ZARBA, NICOLE | 14 BEVERLY REGION, MA | 2:38.97 | - |
| 1:16.25 | 2:34.12 | | | 1:17.30 | 2:38.97 | | |
| 28 MOORE, BRENNAN | 15 SPARTANBURG, SC | 2:34.12 | - | 56 PETRUSKA, KELLY | 17 SPARTANBURG, SC | 2:39.07 | - |
| 1:14.52 | 2:34.12 | | | 1:16.26 | 2:39.07 | | |
| 30 GROVER, MOLLIE | 17 WEST SHORE YMCA, P | 2:34.42 | - | 57 LEGER, SIMONE | 15 KISHWAUKEE, IL | 2:39.13 | - |
| 1:15.63 | 2:34.42 | | | 1:16.76 | 2:39.13 | | |
| 31 LEONARD, LEANNA | 14 SPARTANBURG, SC | 2:35.03 | - | 58 POLLENZ, JAMIE | 17 RALEIGH, NC | 2:39.19 | - |
| 1:16.04 | 2:35.03 | | | 1:16.51 | 2:39.19 | | |
| 32 BUHRANDT, MOLLY | 16 NAPERVILLE AREA, I | 2:35.21 | - | 58 SHALLA, AMBER | 13 FLINT YMCA, MI | 2:39.19 | - |
| 1:14.62 | 2:35.21 | | | 1:17.77 | 2:39.19 | | |
| 33 FIELDS, KIMBERLY | 15 ANNE ARUNDEL CO,MD | 2:35.22 | - | 60 DONKER, TAMMI | 16 GRAND RAPIDS SE, M | 2:39.25 | - |
| 1:13.55 | 2:35.22 | | | 1:17.57 | 2:39.25 | | |

1998 NATIONAL YMCA LONG COURSE
SWIMMING CHAMPIONSHIPS

Complete Meet Results-LC Meters

| | | | | | | | |
|-----------------------|------------------------|---------|---|-----------------------|------------------------|---------|---|
| 61 GALE, ALEXA | 16 SOMERSET HILLS, NJ | 2:39.27 | - | 88 WARRICK, AMANDA | 15 UPPER MAIN LINE, PA | 2:41.33 | - |
| 1:16.31 | 2:39.27 | | | 1:19.09 | 2:41.33 | | |
| 62 CHARLEY, AMY | 13 WAYNESBORO FAM, VA | 2:39.40 | - | 89 LOWE, KRISTEN | 15 FRANKFORT Y, KY | 2:41.34 | - |
| 1:20.70 | 2:39.40 | | | 1:18.22 | 2:41.34 | | |
| 63 KALATA, LAUREN | 14 WILTON FAMILY, CT | 2:39.50 | - | 90 CHUTE, MEGAN | 16 M E LYONS YMCA, OH | 2:41.35 | - |
| 1:16.65 | 2:39.50 | | | 1:20.10 | 2:41.35 | | |
| 64 COWIE, MEREDITH | 15 GTR BURLINGTON, VT | 2:39.75 | - | 91 PATTERSON, JENNY | 17 BEAVERCREEK Y, OH | 2:41.71 | - |
| 1:18.14 | 2:39.75 | | | 1:20.22 | 2:41.71 | | |
| 65 TOWER, LAUREN | 15 WINSTON-SALEM, NC | 2:39.80 | - | 92 JOERG, KIM | 16 SOMERSET HILLS, NJ | 2:41.76 | - |
| 1:19.86 | 2:39.80 | | | 1:17.35 | 2:41.76 | | |
| 66 HARTNEY, SHANNON | 14 WILTON FAMILY, CT | 2:39.83 | - | 93 BARNES, CANDY | 15 ROANOKE CNTRL, VA | 2:41.79 | - |
| 1:18.20 | 2:39.83 | | | 1:19.64 | 2:41.79 | | |
| 67 PLACZEK, HILARY | 18 GTR WESTFIELD, MA | 2:39.85 | - | 94 VLAHOS, ANDREA | 16 BOYERTOWN AREA, PA | 2:41.84 | - |
| 1:16.25 | 2:39.85 | | | 1:19.23 | 2:41.84 | | |
| 68 ERTEL, LAURIA | 18 COUNTRYSIDE Y, OH | 2:39.92 | - | 95 EVERHART, AMBER | 17 RALEIGH, NC | 2:41.97 | - |
| 1:19.13 | 2:39.92 | | | 1:18.60 | 2:41.97 | | |
| 69 PRYJMAK, RENAE | 14 REGIONAL FAMILY, P | 2:40.02 | - | 96 DRISCOLL, COURTNEY | 16 MARION COUNTY, FL | 2:42.03 | - |
| 1:16.42 | 2:40.02 | | | 1:18.63 | 2:42.03 | | |
| 70 MCLAUGHLIN, JULIA | 15 SO SHORE QUINCY, MA | 2:40.07 | - | 97 BOND, SARAH | 15 ANNE ARUNDEL CO, MD | 2:42.13 | - |
| 1:17.52 | 2:40.07 | | | 1:18.61 | 2:42.13 | | |
| 71 KRACKE, ASHLEY | 14 SHADES VALLEY, AL | 2:40.11 | - | 98 BIESTER, CATIE | 16 RIDLEY AREA, PA | 2:42.18 | - |
| 1:17.42 | 2:40.11 | | | 1:17.43 | 2:42.18 | | |
| 72 SEXTON, KELLY | 16 GRAND RAPIDS SE, M | 2:40.14 | - | 99 MCLELLAN, ASHLEY | 13 CHESHIRE BR, CT | 2:42.40 | - |
| 1:16.69 | 2:40.14 | | | 1:19.66 | 2:42.40 | | |
| 73 COSTA, JODY | 18 TOWSON BRANCH, MD | 2:40.25 | - | 100 GIESEKER, PAM | 14 POWEL CROSLEY, OH | 2:42.44 | - |
| 1:18.38 | 2:40.25 | | | 1:19.59 | 2:42.44 | | |
| 74 SWEZEZA, KATRINA | 14 FLINT YMCA, MI | 2:40.30 | - | 101 LUCAS, KARA | 13 OAK PARK YMCA, MI | 2:42.55 | - |
| 1:18.16 | 2:40.30 | | | 1:19.48 | 2:42.55 | | |
| 75 GELDERS, HILARY | 13 SPARTANBURG, SC | 2:40.37 | - | 102 KUZIEL, SOPHIA | 15 WSTN/CATONSVILLE, M | 2:42.68 | - |
| 1:19.26 | 2:40.37 | | | 1:19.58 | 2:42.68 | | |
| 76 PURVIS, KATE | 15 SCHROEDER MIL, WI | 2:40.46 | - | 103 OBERLE, KATIE | 15 GRAND RAPIDS SE, M | 2:42.72 | - |
| 1:19.13 | 2:40.46 | | | 1:19.78 | 2:42.72 | | |
| 77 MCCAULEY, MEREDITH | 17 FRANKFORT Y, KY | 2:40.63 | - | 104 HARLOW, LAUREN | 13 ANDOVER, MA | 2:42.80 | - |
| 1:18.15 | 2:40.63 | | | 1:19.55 | 2:42.80 | | |
| 78 RASOR, TONYA | 16 PLAYGROUND AREA, F | 2:40.73 | - | 105 HALL, MICHELLE | 15 CHAPEL HL-CARBOR, N | 2:43.09 | - |
| 1:15.33 | 2:40.73 | | | 1:19.32 | 2:43.09 | | |
| 79 BOURDAN, JILLIAN | 16 OLD COLONY, MA | 2:40.95 | - | 106 SMITH, HEATHER | 15 RALEIGH, NC | 2:43.21 | - |
| 1:19.01 | 2:40.95 | | | 1:17.91 | 2:43.21 | | |
| 80 MILLS, LAUREN | 14 RALEIGH, NC | 2:41.02 | - | 107 MAEHR, ERIN | 16 CENTRAL KENTUCKY | 2:43.29 | - |
| 1:18.14 | 2:41.02 | | | 1:21.22 | 2:43.29 | | |
| 81 ROSEN, RACHEL | 16 BEVERLY REGION, MA | 2:41.09 | - | 108 GLAZE, KATE | 14 MASISON WEST, WI | 2:43.31 | - |
| 1:19.10 | 2:41.09 | | | 1:20.61 | 2:43.31 | | |
| 82 WILLIAMS, AMANDA | 13 SHADES VALLEY, AL | 2:41.14 | - | 109 SKROSKI, NICOLE | 15 HAMDEN/N HAVEN, CT | 2:43.36 | - |
| 1:18.40 | 2:41.14 | | | 1:20.51 | 2:43.36 | | |
| 83 FAUGHNAN, MEG | 14 NEW CANAAN, CT | 2:41.20 | - | 110 CORNETT, AUTUMN | 18 HUNTINGTON, WV | 2:43.62 | - |
| 1:19.41 | 2:41.20 | | | 1:18.76 | 2:43.62 | | |
| 83 NEVEL, LAURA | 15 READING/BERKS, PA | 2:41.20 | - | 111 BROSENNE, MARY | 14 GOLDSBORO YMCA, NC | 2:43.90 | - |
| 1:19.43 | 2:41.20 | | | 1:20.21 | 2:43.90 | | |
| 85 HANNA, KATE | 14 WILMINGTON FAM, NC | 2:41.24 | - | 112 TAFT, RACHEL | 17 ANNE ARUNDEL CO, MD | 2:44.36 | - |
| 1:19.50 | 2:41.24 | | | 1:19.90 | 2:44.36 | | |
| 86 LIVERIS, CASSIE | 16 NAPERVILLE AREA, I | 2:41.26 | - | 113 CONLON, EMILY | UPPER MONTGOMERY, M | 2:44.58 | - |
| 1:19.14 | 2:41.26 | | | 1:20.86 | 2:44.58 | | |
| 87 SAUMS, PATTY | 17 METUCHEN-EDISON, N | 2:41.31 | - | 114 ULRICH, KRISTY | 15 CHAPEL HL-CARBOR, N | 2:44.86 | - |
| 1:18.00 | 2:41.31 | | | 1:19.98 | 2:44.86 | | |

1998 NATIONAL YMCA LONG COURSE
SWIMMING CHAMPIONSHIPS

Complete Meet Results-LC Meters

| | | | | |
|------------------------|---------|---------------------|---------|---|
| 115 SPATZ, HOLLEN | 15 | HAMDEN/N HAVEN, CT | 2:44.90 | - |
| 1:19.48 | 2:44.90 | | | |
| 116 MANN, ALEXA | 13 | YORK & YORK CO, PA | 2:45.10 | - |
| 1:22.71 | 2:45.10 | | | |
| 117 DUDLEY, KATHERINE | 13 | WILTON FAMILY, CT | 2:45.46 | - |
| 1:19.50 | 2:45.46 | | | |
| 118 SPAULDING, MEGAN | 18 | FLINT YMCA, MI | 2:45.63 | - |
| 1:19.90 | 2:45.63 | | | |
| 119 MCELROY, JANA | 17 | HAMILTON AREA, NJ | 2:45.88 | - |
| 1:21.03 | 2:45.88 | | | |
| 120 BARCLAY, CHRISTINE | 14 | MORRIS CENTER, NJ | 2:46.21 | - |
| 1:21.43 | 2:46.21 | | | |
| 121 PICHOTTA, KATIE | 16 | LAKE COUNTY, IL | 2:46.33 | - |
| 1:19.85 | 2:46.33 | | | |
| 122 EICKMAN, MEAGAN | 13 | SPARTANBURG, SC | 2:46.34 | - |
| 1:19.97 | 2:46.34 | | | |
| 123 MCCAULEY, ERIN | 18 | GENEVA LAKES, WI | 2:46.41 | - |
| 1:19.74 | 2:46.41 | | | |
| 124 BALL, JESSICA | 15 | DEFIANCE AREA, OH | 2:46.49 | - |
| 1:23.26 | 2:46.49 | | | |
| 125 GREENSTREET, TYLER | 14 | WINSTON-SALEM, NC | 2:46.93 | - |
| 1:20.00 | 2:46.93 | | | |
| 126 KOEPCKE, KIRSTEN | 15 | KISHWAUKEE, IL | 2:47.02 | - |
| 1:21.78 | 2:47.02 | | | |
| 127 WAKEFIELD, ANGELA | 18 | M E LYONS YMCA, OH | 2:47.92 | - |
| 1:23.73 | 2:47.92 | | | |
| 128 MCBRIDE, COLLEEN | 14 | NEW CANAAN, CT | 2:48.22 | - |
| 1:19.19 | 2:48.22 | | | |
| 129 GRABOYES, JENNIFER | 17 | PULASKI-HENSEL, VA | 2:48.54 | - |
| 1:20.64 | 2:48.54 | | | |
| 130 DEMPSEY, HADLEY | 17 | ROCKY MOUNT FAM, N | 2:49.49 | - |
| 1:21.19 | 2:49.49 | | | |
| 131 WIDEMAN, MELISSA | 15 | POWEL CROSLEY, OH | 2:49.79 | - |
| 1:22.32 | 2:49.79 | | | |
| 132 KEISER, DARLA | 16 | ENID YMCA, OK | 2:50.69 | - |
| 1:21.28 | 2:50.69 | | | |
| 133 BUCK, MICHELLE | 16 | BEAVERCREEK Y, OH | 2:51.30 | - |
| 1:21.68 | 2:51.30 | | | |
| 134 STILES, KATIE | 16 | SO TOLEDO BR, OH | 2:51.89 | - |
| 1:22.54 | 2:51.89 | | | |
| 135 JOHNSON, ALISSA | 14 | SO SHORE QUINCY, MA | 2:53.35 | - |
| 1:22.69 | 2:53.35 | | | |
| 136 HANCHECK, EMILY | 15 | JOHNSTOWN COMM, PA | 2:53.89 | - |
| 1:23.69 | 2:53.89 | | | |
| - PLEASANTS, LAUREN | 14 | WINSTON-SALEM, NC | DQ | - |
| 1:19.58 | 2:42.68 | | | |
| - TURPIN, KAREN | 16 | HAMILTON AREA, NJ | DQ | - |

| | | | | | |
|---|------------------|-------|--------------------|---------|---------|
| ===== | | | | | |
| Event 34 Men 200 Back | | | | | |
| NATIONAL: * 2:04.59 J. FALTRACO - SPARTANBURG, SC 08/97 | | | | | |
| PL | Name | Age | Team | Finals | Pts |
| ----- | | | | | |
| * Finals | | | | | |
| 1 | OLSZEWSKI, CHRIS | 17 | NW DUPAGE YMCA, IL | 2:10.67 | 20 |
| | | 30.23 | 1:03.30 | 1:37.00 | 2:10.67 |
| 2 | POSTER, ERIC | 17 | M E LYONS YMCA, OH | 2:12.54 | 17 |
| | | 31.75 | 1:04.79 | 1:38.53 | 2:12.54 |
| 3 | HENLY, MARK | 16 | READING/BERKS, PA | 2:14.27 | 16 |
| | | 31.25 | 1:05.42 | 1:40.01 | 2:14.27 |
| 4 | EDELL, STEVE | 17 | SOMERSET HILLS, NJ | 2:14.73 | 15 |
| | | | 2:14.73 | | |
| 5 | HUNTER, CHARLIE | 16 | ROANOKE CNTRL, VA | 2:15.23 | 14 |
| | | 31.85 | 1:06.15 | 1:40.97 | 2:15.23 |
| 6 | FEINTHEL, CHRIS | 17 | MONTCLAIR YMCA, NJ | 2:16.26 | 13 |
| | | 31.76 | 1:06.69 | 1:42.60 | 2:16.26 |
| 7 | UNDERWOOD, ANDY | 16 | HENDERSON CO, KY | 2:16.98 | 12 |
| | | 31.41 | 1:05.82 | 1:41.50 | 2:16.98 |
| 8 | LOVERDI, JASON | 17 | RAPPAHANNOCK, VA | 2:17.08 | 11 |
| | | 30.84 | 1:05.51 | 1:41.22 | 2:17.08 |
| * Consolations | | | | | |
| 9 | ENSE, MATT | 18 | GAMBLE-NIPPERT, OH | 2:16.60 | 9 |
| | | 32.10 | 1:07.42 | 1:41.70 | 2:16.60 |
| 10 | FIGH, MATTHEW | 15 | MONTGOMERY YMCA, A | 2:16.63 | 7 |
| | | 31.43 | 1:06.46 | 1:41.93 | 2:16.63 |
| 11 | HERMAN, BRIAN | 18 | WEST SHORE YMCA, P | 2:17.92 | 6 |
| | | 30.58 | 1:03.98 | 1:39.73 | 2:17.92 |
| 12 | JANSZEN, JOHN | 16 | POWEL CROSLEY, OH | 2:18.14 | 5 |
| | | 32.39 | 1:07.27 | 1:42.66 | 2:18.14 |
| 13 | HEWITT, MIKE | 18 | COUNTRYSIDE Y, OH | 2:18.33 | 4 |
| | | 32.84 | 1:08.75 | 1:43.95 | 2:18.33 |
| 14 | NEWCOMB, ROBERT | 17 | PULASKI-HENSEL, VA | 2:18.57 | 3 |
| | | 31.70 | 1:06.50 | 1:42.42 | 2:18.57 |
| 15 | SOUICIE, DAN | 15 | OLD TOWN-ORONO, ME | 2:18.68 | 2 |
| | | 32.68 | 1:07.53 | 1:42.94 | 2:18.68 |
| 16 | GROSS, MICHAEL | 18 | SO COMM FAM BR, OH | 2:18.69 | 1 |
| | | | 2:18.69 | 2:18.69 | |
| PL | Name | Age | Team | Prelims | Pts |
| ----- | | | | | |
| 1 | OLSZEWSKI, CHRIS | 17 | NW DUPAGE YMCA, IL | 2:13.09 | - |
| | | | 1:04.50 | 2:13.09 | |
| 2 | POSTER, ERIC | 17 | M E LYONS YMCA, OH | 2:14.27 | - |
| | | | 1:06.67 | 2:14.27 | |
| 3 | EDELL, STEVE | 17 | SOMERSET HILLS, NJ | 2:15.36 | - |
| | | | 1:06.95 | 2:15.36 | |
| 4 | HUNTER, CHARLIE | 16 | ROANOKE CNTRL, VA | 2:15.40 | - |
| | | | 1:06.44 | 2:15.40 | |
| 5 | LOVERDI, JASON | 17 | RAPPAHANNOCK, VA | 2:15.96 | - |
| | | | 1:08.19 | 2:15.96 | |
| 6 | FEINTHEL, CHRIS | 17 | MONTCLAIR YMCA, NJ | 2:16.07 | - |
| | | | 1:05.10 | 2:16.07 | |

Results are available at:
www.ymca.net/d/10/2.html

1998 NATIONAL YMCA LONG COURSE
SWIMMING CHAMPIONSHIPS

Complete Meet Results-LC Meters

| | | | | | | | |
|----------------------|------------------------|---------|---|-----------------------|------------------------|---------|---|
| 7 HENLY, MARK | 16 READING/BERKS, PA | 2:16.27 | - | 34 LAZZARA, LARRY | 17 MONTCLAIR YMCA, NJ | 2:23.50 | - |
| 1:06.67 | 2:16.27 | | | 1:07.40 | 2:23.50 | | |
| 8 UNDERWOOD, ANDY | 16 HENDERSON CO, KY | 2:17.16 | - | 35 WHITCOMB, COLIN | 16 SCHROEDER MIL, WI | 2:23.76 | - |
| 1:07.10 | 2:17.16 | | | 1:09.68 | 2:23.76 | | |
| 9 ENSE, MATT | 18 GAMBLE-NIPPERT, OH | 2:17.44 | - | 36 D'AMORE, CARL | 17 MONTCLAIR YMCA, NJ | 2:23.97 | - |
| 1:07.41 | 2:17.44 | | | 1:10.52 | 2:23.97 | | |
| 10 HERMAN, BRIAN | 18 WEST SHORE YMCA, P | 2:17.68 | - | 37 HIGHSTROM, GREG | 16 SCHROEDER MIL, WI | 2:24.00 | - |
| 1:07.27 | 2:17.68 | | | 1:10.18 | 2:24.00 | | |
| 11 GROSS, MICHAEL | 18 SO COMM FAM BR, OH | 2:17.80 | - | 38 HOYLE, JON | 15 CHAPEL HL-CARBOR,N | 2:24.16 | - |
| 1:06.16 | 2:17.80 | | | 1:09.36 | 2:24.16 | | |
| 12 SOUCIE, DAN | 15 OLD TOWN-ORONO, ME | 2:18.14 | - | 39 TOMES, MICHAEL | 14 M E LYONS YMCA, OH | 2:24.28 | - |
| 1:08.39 | 2:18.14 | | | 1:10.15 | 2:24.28 | | |
| 13 NEWCOMB, ROBERT | 17 PULASKI-HENSEL, VA | 2:18.20 | - | 40 MACKOS, RYAN | 16 BLUE ASH Y, OH | 2:24.40 | - |
| 1:06.91 | 2:18.20 | | | 1:10.11 | 2:24.40 | | |
| 14 JANSZEN, JOHN | 16 POWEL CROSLEY, OH | 2:18.69 | - | 41 GREEN, WILLIAM | 15 NW DUPAGE YMCA, IL | 2:24.61 | - |
| 1:07.32 | 2:18.69 | | | 1:10.44 | 2:24.61 | | |
| 15 HEWITT, MIKE | 18 COUNTRYSIDE Y, OH | 2:18.76 | - | 42 KAMPSCHMIDT, KEVIN | 18 GAMBLE-NIPPERT, OH | 2:24.71 | - |
| 1:08.10 | 2:18.76 | | | 1:10.25 | 2:24.71 | | |
| 16 FIGH, MATTHEW | 15 MONTGOMERY YMCA, A | 2:18.77 | - | 43 LAMBERT, CHRIS | 16 PULASKI-HENSEL, VA | 2:24.82 | - |
| 1:10.47 | 2:18.77 | | | 1:08.54 | 2:24.82 | | |
| 17 DUNN, JARED | 17 FRANKFORT Y, KY | 2:18.87 | - | 44 STRICHER, ERIC | 16 FARMINGTON BR, MI | 2:25.12 | - |
| 1:08.15 | 2:18.87 | | | 1:11.37 | 2:25.12 | | |
| 18 ARBOGAST, TONY | 17 NW DUPAGE YMCA, IL | 2:19.18 | - | 45 KOSLOSKY, KEVIN | 13 WILTON FAMILY, CT | 2:25.39 | - |
| 1:09.08 | 2:19.18 | | | 1:10.91 | 2:25.39 | | |
| 19 GRAVES, JAMES | 16 NW DUPAGE YMCA, IL | 2:19.66 | - | 46 PULSKAMP, BENJAMIN | 15 SPARTANBURG, SC | 2:25.55 | - |
| 1:08.05 | 2:19.66 | | | 1:11.76 | 2:25.55 | | |
| 20 MOSHER, COREY | 18 SOUTHSIDE VIRGINIA | 2:19.82 | - | 47 RANTA, MARK | 14 BEVERLY REGION, MA | 2:25.83 | - |
| 1:07.84 | 2:19.82 | | | 1:09.86 | 2:25.83 | | |
| 21 CLARK, IAN | 13 UPPER MAIN LINE, PA | 2:19.86 | - | 48 TOREN, JARED | 17 WESTERN MONMOUTH,N | 2:26.09 | - |
| 1:09.44 | 2:19.86 | | | 1:11.44 | 2:26.09 | | |
| 22 NICHOLAS, BRIAN | 16 SO COMM FAM BR, OH | 2:20.21 | - | 49 KRUEGER, JEFF | 18 M E LYONS YMCA, OH | 2:26.12 | - |
| 1:07.73 | 2:20.21 | | | 1:11.07 | 2:26.12 | | |
| 23 JANSZEN, DAVID | 14 POWEL CROSLEY, OH | 2:20.33 | - | 50 ADCOCK, ZACHARY | 15 GRAND PRAIRIE, TX | 2:26.24 | - |
| 1:09.36 | 2:20.33 | | | 1:12.56 | 2:26.24 | | |
| 24 MUSIAK, MATTHEW | 16 GTR HOLYOKE, MA | 2:20.48 | - | 51 MALMGREN, CLARK | 14 NW DUPAGE YMCA, IL | 2:26.72 | - |
| 1:09.02 | 2:20.48 | | | 1:11.11 | 2:26.72 | | |
| 25 RODKEY, MATTHEW | 14 RAPPAHANNOCK, VA | 2:20.53 | - | 52 SCHNEIDER, JEFFREY | 15 SO SHORE QUINCY, MA | 2:27.41 | - |
| 1:08.21 | 2:20.53 | | | 1:10.57 | 2:27.41 | | |
| 26 BUCKLEY, MATT | 16 NEWARK YMCA, DE | 2:20.64 | - | 53 BAZYLEWICZ, MIKE | 16 BEVERLY REGION, MA | 2:27.58 | - |
| 1:06.93 | 2:20.64 | | | 1:12.09 | 2:27.58 | | |
| 27 RINK, CHRISTOPHR | 15 WILTON FAMILY, CT | 2:20.80 | - | 54 MARTORANO, ANDREW | 15 SO SHORE QUINCY, MA | 2:28.57 | - |
| 1:09.37 | 2:20.80 | | | 1:11.67 | 2:28.57 | | |
| 28 WATSON, ADAM | 16 MARION COUNTY, FL | 2:21.05 | - | 55 PRIOR, ANDY | 16 STATE COLLEGE, PA | 2:29.12 | - |
| 1:08.47 | 2:21.05 | | | 1:12.16 | 2:29.12 | | |
| 29 GATES, GREG | 17 COUNTRYSIDE Y, OH | 2:21.11 | - | 56 BUTEAU, GOEFFREY | 15 PLAYGROUND AREA, F | 2:29.22 | - |
| 1:07.52 | 2:21.11 | | | 1:11.62 | 2:29.22 | | |
| 30 FARROW, JAMIE | 16 WILMINGTON FAM, NC | 2:21.22 | - | 57 GIARRATANO, JAMES | 16 METUCHEN-EDISON, N | 2:29.41 | - |
| 1:07.64 | 2:21.22 | | | 1:13.50 | 2:29.41 | | |
| 31 CHEWNING, RYAN | 15 RAPPAHANNOCK, VA | 2:21.48 | - | 58 HEATH, ERIC | 16 CHESHIRE BR, CT | 2:29.81 | - |
| 1:08.65 | 2:21.48 | | | 1:11.81 | 2:29.81 | | |
| 32 MITCHELL, NEVILLE | 13 NEW CANAAN, CT | 2:23.02 | - | 59 HUCKABEE, RYAN | 15 CHAPEL HL-CARBOR,N | 2:30.02 | - |
| 1:09.97 | 2:23.02 | | | 1:13.80 | 2:30.02 | | |
| 32 CARROLL, JUSTIN | 16 CHESHIRE BR, CT | 2:23.02 | - | 60 POLLENZ, SHAUN | 15 RALEIGH, NC | 2:30.06 | - |
| 1:08.43 | 2:23.02 | | | 1:12.63 | 2:30.06 | | |

1998 NATIONAL YMCA LONG COURSE
SWIMMING CHAMPIONSHIPS

Complete Meet Results-LC Meters

| | | | | | |
|----|------------------|---------|---------------------|---------|---|
| 61 | LIBERTINY, NICK | 14 | NEW CANAAN, CT | 2:30.62 | - |
| | 1:12.58 | 2:30.62 | | | |
| 62 | ROOD, JOE | 16 | UPPER MONTGOMERY, M | 2:30.91 | - |
| | 1:13.26 | 2:30.91 | | | |
| 63 | LESKO, GEORGE | 14 | REGIONAL FAMILY, P | 2:31.24 | - |
| | 1:13.32 | 2:31.24 | | | |
| 64 | VILLALON, ANDREW | 16 | FLUSHING YMCA, NY | 2:31.69 | - |
| | 1:13.57 | 2:31.69 | | | |
| 65 | CAULDER, BRIAN | 16 | WILMINGTON FAM, NC | 2:32.21 | - |
| | 1:13.06 | 2:32.21 | | | |
| 66 | SMITH, HANS | 13 | M E LYONS YMCA, OH | 2:32.32 | - |
| | 1:15.02 | 2:32.32 | | | |
| 67 | TRUMP, MICHAEL | 15 | YORK & YORK CO, PA | 2:32.49 | - |
| | 1:14.02 | 2:32.49 | | | |
| 68 | KLEINERT, MIKE | 17 | METUCHEN-EDISON, N | 2:32.84 | - |
| | 1:13.99 | 2:32.84 | | | |
| 69 | LISTON, GREY | 13 | RALEIGH, NC | 2:33.66 | - |
| | 1:12.99 | 2:33.66 | | | |
| 70 | VIRGO, ERROL | 15 | HUNTINGTON TWP, NY | 2:34.39 | - |
| | 1:14.38 | 2:34.39 | | | |
| 71 | MUMFORD, GREG | 17 | GAMBLE-NIPPERT, OH | 2:37.93 | - |
| | 1:17.21 | 2:37.93 | | | |
| 72 | DAVIDSON, MATT | 14 | BEVERLY REGION, MA | 2:37.98 | - |
| | 1:16.14 | 2:37.98 | | | |
| 73 | HEIM, RICHARD | 15 | ANNE ARUNDEL CO, MD | 2:38.62 | - |
| | 1:17.37 | 2:38.62 | | | |
| 74 | LINDMARK, SHAWN | 16 | BEVERLY REGION, MA | 2:39.79 | - |
| | 1:17.08 | 2:39.79 | | | |
| 75 | HANSBROUGH, ANDY | 15 | RAPPAHANNOCK, VA | 2:42.08 | - |
| | 1:17.35 | 2:42.08 | | | |
| - | ANDERSON, ANDREW | 17 | HAMILTON AREA, NJ | DQ | - |

* Consolations

| | | | | | |
|----|-------------------|---------|--------------------|---------|---|
| 9 | HOCK, LINDSAY | 13 | ROANOKE CNTRL, VA | 2:45.32 | 9 |
| | 37.59 | 1:19.77 | 2:02.81 | 2:45.32 | |
| 10 | MULSHINE, BARB | 18 | M E LYONS YMCA, OH | 2:46.16 | 7 |
| | 38.19 | 1:20.72 | 2:03.45 | 2:46.16 | |
| 11 | NEIGHBORS, ASHLEY | 15 | ROANOKE CNTRL, VA | 2:47.02 | 6 |
| | 37.13 | 1:19.22 | 2:02.66 | 2:47.02 | |
| 12 | SOUPPA, KRISTIN | 16 | NAPERVILLE AREA, I | 2:48.04 | 5 |
| | 37.50 | 1:20.64 | 2:04.35 | 2:48.04 | |
| 13 | MARTIN, KATIE | 16 | CHESHIRE BR, CT | 2:49.47 | 4 |
| | 38.05 | 1:21.67 | 2:04.57 | 2:49.47 | |
| 14 | GRAHAM, LARISA | 15 | GRAND RAPIDS SE, M | 2:50.32 | 3 |
| | 37.77 | 1:21.26 | 2:05.20 | 2:50.32 | |
| 15 | BOURGEOIS, AMANDA | 16 | SPARTANBURG, SC | 2:51.19 | 2 |
| | 37.73 | 1:20.30 | 2:05.54 | 2:51.19 | |
| 16 | HUGHES, MARGARET | 15 | WILMINGTON FAM, NC | 2:52.69 | 1 |
| | 38.00 | 1:20.80 | 2:05.02 | 2:52.69 | |

| PL | Name | Age | Team | Prelims | Pts |
|----|-------------------|---------|---------------------|---------|-----|
| 1 | JONES, KELLY | 15 | SO COMM FAM BR, OH | 2:43.17 | - |
| | 1:18.79 | 2:43.17 | | | |
| 2 | TOWER, LAUREN | 15 | WINSTON-SALEM, NC | 2:44.48 | - |
| | 1:19.54 | 2:44.48 | | | |
| 3 | DELMUNDO, MARIA | 14 | FLUSHING YMCA, NY | 2:44.99 | - |
| | 1:19.26 | 2:44.99 | | | |
| 4 | SELNER, STEPH | 14 | NAPERVILLE AREA, I | 2:45.42 | - |
| | 1:20.52 | 2:45.42 | | | |
| 5 | PLUMMER, MELLISSA | 16 | NEWARK YMCA, DE | 2:45.52 | - |
| | 1:18.66 | 2:45.52 | | | |
| 6 | RYE, TRICIA | 15 | M E LYONS YMCA, OH | 2:45.78 | - |
| | 1:20.06 | 2:45.78 | | | |
| 7 | GIBSON, HAYLEY | 12 | PALISADES MALIBU, C | 2:46.09 | - |
| | 1:21.15 | 2:46.09 | | | |
| 8 | KOZIMER, AUTUMN | 16 | M E LYONS YMCA, OH | 2:47.71 | - |
| | 1:21.00 | 2:47.71 | | | |
| 9 | HOCK, LINDSAY | 13 | ROANOKE CNTRL, VA | 2:47.86 | - |
| | 1:20.45 | 2:47.86 | | | |
| 10 | MARTIN, KATIE | 16 | CHESHIRE BR, CT | 2:48.14 | - |
| | 1:21.94 | 2:48.14 | | | |
| 11 | MULSHINE, BARB | 18 | M E LYONS YMCA, OH | 2:48.39 | - |
| | 1:21.48 | 2:48.39 | | | |
| 12 | NEIGHBORS, ASHLEY | 15 | ROANOKE CNTRL, VA | 2:48.57 | - |
| | 1:21.36 | 2:48.57 | | | |
| 13 | HUGHES, MARGARET | 15 | WILMINGTON FAM, NC | 2:49.23 | - |
| | 1:20.46 | 2:49.23 | | | |
| 14 | BOURGEOIS, AMANDA | 16 | SPARTANBURG, SC | 2:49.33 | - |
| | 1:20.87 | 2:49.33 | | | |
| 15 | SOUPPA, KRISTIN | 16 | NAPERVILLE AREA, I | 2:49.85 | - |
| | 1:21.34 | 2:49.85 | | | |
| 16 | GRAHAM, LARISA | 15 | GRAND RAPIDS SE, M | 2:49.92 | - |
| | 1:20.73 | 2:49.92 | | | |
| 17 | BIANCO, LIANE | 13 | WEST SHORE YMCA, P | 2:49.95 | - |
| | 1:21.92 | 2:49.95 | | | |

Event 35 Women 200 Breast
NATIONAL: * 2:37.44 K. JONES - S.COMMUNITY Y, OH 08/96

| PL | Name | Age | Team | Finals | Pts |
|----------|-------------------|---------|---------------------|---------|-----|
| * Finals | | | | | |
| 1 | JONES, KELLY | 15 | SO COMM FAM BR, OH | 2:41.31 | 20 |
| | 36.77 | 1:18.39 | 1:59.93 | 2:41.31 | |
| 2 | SELNER, STEPH | 14 | NAPERVILLE AREA, I | 2:43.48 | 17 |
| | 38.26 | 1:20.11 | 2:01.75 | 2:43.48 | |
| 3 | PLUMMER, MELLISSA | 16 | NEWARK YMCA, DE | 2:43.65 | 16 |
| | 36.49 | 1:17.65 | 2:00.27 | 2:43.65 | |
| 4 | DELMUNDO, MARIA | 14 | FLUSHING YMCA, NY | 2:43.90 | 15 |
| | 36.31 | 1:17.39 | 1:59.34 | 2:43.90 | |
| 5 | RYE, TRICIA | 15 | M E LYONS YMCA, OH | 2:45.33 | 14 |
| | 38.21 | 1:20.71 | 2:02.20 | 2:45.33 | |
| 6 | TOWER, LAUREN | 15 | WINSTON-SALEM, NC | 2:45.51 | 13 |
| | 37.67 | 1:19.39 | 2:01.80 | 2:45.51 | |
| 7 | GIBSON, HAYLEY | 12 | PALISADES MALIBU, C | 2:47.35 | 12 |
| | 38.24 | 1:20.58 | 2:03.52 | 2:47.35 | |
| 8 | KOZIMER, AUTUMN | 16 | M E LYONS YMCA, OH | 2:48.94 | 11 |
| | 38.43 | 1:20.84 | 2:04.50 | 2:48.94 | |

1998 NATIONAL YMCA LONG COURSE
SWIMMING CHAMPIONSHIPS

Complete Meet Results-LC Meters

| | | | | | | | |
|-----------------------|------------------------|---------|---|----------------------|-----------------------|---------|---|
| 18 BEAN, JENNI | 16 NW DUPAGE YMCA, IL | 2:50.82 | - | 45 FRANCIS, LISA | 17 CHESHIRE BR, CT | 2:57.40 | - |
| 1:21.04 | 2:50.82 | | | 1:24.54 | 2:57.40 | | |
| 19 SAKOLSKY, JENNA | 13 MONTCLAIR YMCA, NJ | 2:51.43 | - | 46 STALEY, ERIKA | 17 SO COMM FAM BR, OH | 2:57.44 | - |
| 1:22.57 | 2:51.43 | | | 1:23.60 | 2:57.44 | | |
| 20 DUGGAN, SHANNON | 14 WILTON FAMILY, CT | 2:51.82 | - | 47 MARQUEZ, MELISSA | 14 UNIONTOWN AREA, PA | 2:57.67 | - |
| 1:21.91 | 2:51.82 | | | 1:26.79 | 2:57.67 | | |
| 21 GLAZE, KATE | 14 MASISON WEST, WI | 2:52.21 | - | 48 WELSCH, SARAH | 16 NW DUPAGE YMCA, IL | 2:57.70 | - |
| 1:24.58 | 2:52.21 | | | 1:22.83 | 2:57.70 | | |
| 22 ANDREWS, JAMIE | 16 SOUTHSIDE VIRGINIA | 2:52.57 | - | 49 HATFIELD, LEXI | 15 PULASKI-HENSEL, VA | 2:57.77 | - |
| 1:23.37 | 2:52.57 | | | 1:23.75 | 2:57.77 | | |
| 23 KNOPP, LAURA | 14 WAYNESBORO FAM, VA | 2:52.59 | - | 50 GARRATT, BETSY | 17 PULASKI-HENSEL, VA | 2:57.94 | - |
| 1:23.26 | 2:52.59 | | | 1:23.39 | 2:57.94 | | |
| 24 SCHAFFER, SARAH | 14 ANNE ARUNDEL CO, MD | 2:52.67 | - | 51 BAILEY, NOELLE | 18 SO COMM FAM BR, OH | 2:58.59 | - |
| 1:22.79 | 2:52.67 | | | 1:23.87 | 2:58.59 | | |
| 25 RASOR, HEATHER | 15 PLAYGROUND AREA, F | 2:52.70 | - | 52 PURVIS, MEGHAN | 18 SCHROEDER MIL, WI | 2:58.95 | - |
| 1:22.33 | 2:52.70 | | | 1:24.96 | 2:58.95 | | |
| 26 MCKENZIE, ELLEN | 14 GRAND RAPIDS SE, M | 2:52.74 | - | 53 SMITH, AMANDA | 15 YORK & YORK CO, PA | 2:58.97 | - |
| 1:23.50 | 2:52.74 | | | 1:25.99 | 2:58.97 | | |
| 27 NICHOLSON, KATIE | 15 NW DUPAGE YMCA, IL | 2:52.85 | - | 54 CRAUMER, CAITLIN | 15 DARIEN YMCA, CT | 2:59.04 | - |
| 1:23.25 | 2:52.85 | | | 1:25.64 | 2:59.04 | | |
| 28 BAUS, ANNE | 14 FOND DU LAC, WI | 2:53.47 | - | 55 MCDONALD, CELESTE | 16 MARION COUNTY, FL | 2:59.18 | - |
| 1:24.20 | 2:53.47 | | | 1:26.67 | 2:59.18 | | |
| 29 HAUSER, PAULA | 18 BLUE ASH Y, OH | 2:54.10 | - | 56 KOEPKE, MIRANDA | 16 M E LYONS YMCA, OH | 2:59.22 | - |
| 1:22.63 | 2:54.10 | | | 1:28.16 | 2:59.22 | | |
| 30 MEIL, KATHLEEN | 13 FARMINGTON BR, MI | 2:54.36 | - | 57 SPARKS, NICOLE | 15 WILTON FAMILY, CT | 2:59.26 | - |
| 1:24.27 | 2:54.36 | | | 1:26.09 | 2:59.26 | | |
| 31 BROCKMAN, BETSY JO | 14 CLERMONT YMCA, OH | 2:54.71 | - | 58 PANG, ERICA | 13 TOWSON BRANCH, MD | 2:59.43 | - |
| 1:24.16 | 2:54.71 | | | 1:29.05 | 2:59.43 | | |
| 32 GAFFNEY, LAUREN | 14 MARION COUNTY, FL | 2:55.27 | - | 59 BRYM, MELISSA | 18 MANSFIELD AREA, OH | 2:59.63 | - |
| 1:23.71 | 2:55.27 | | | 1:27.06 | 2:59.63 | | |
| 33 HUNTER, KATIE | 15 GAMBLE-NIPPERT, OH | 2:55.34 | - | 60 STANGO, MELISSA | 14 CHESHIRE BR, CT | 3:00.00 | - |
| 1:24.76 | 2:55.34 | | | 1:25.96 | 3:00.00 | | |
| 34 KUCZMARSKI, KATIE | 14 NEWARK YMCA, DE | 2:55.40 | - | 61 GRIFFITH, ALLISON | 16 HAGERSTOWN, MD | 3:00.07 | - |
| 1:24.79 | 2:55.40 | | | 1:23.68 | 3:00.07 | | |
| 35 LANGAN, SARAH | 16 MONTCLAIR YMCA, NJ | 2:55.75 | - | 62 MAYFIELD, TIFFANY | 15 MEADVILLE YMCA, PA | 3:00.26 | - |
| 1:24.23 | 2:55.75 | | | 1:26.48 | 3:00.26 | | |
| 36 FAHS, STEPHANIE | 14 CENTRAL KENTUCKY | 2:55.81 | - | 63 DEVLIN, ERIN | 12 HAMILTON AREA, NJ | 3:00.52 | - |
| 1:24.14 | 2:55.81 | | | 1:27.27 | 3:00.52 | | |
| 37 DAVIES, STEPHANIE | 14 WILTON FAMILY, CT | 2:55.93 | - | 64 HARDY, SAUNDRA | 15 ANDOVER, MA | 3:00.79 | - |
| 1:26.05 | 2:55.93 | | | 1:26.42 | 3:00.79 | | |
| 38 KRALJIC, ELIZABETH | 14 MONTCLAIR YMCA, NJ | 2:56.12 | - | 65 MOATZ, LESLIE | 15 BOYERTOWN AREA, PA | 3:01.09 | - |
| 1:24.41 | 2:56.12 | | | 1:26.65 | 3:01.09 | | |
| 39 BOWMAN, TORIE | 15 MONTGOMERY YMCA, A | 2:56.33 | - | 66 FISHER, NICOLE | UPPER MONTGOMERY, M | 3:01.12 | - |
| 1:24.87 | 2:56.33 | | | 1:25.30 | 3:01.12 | | |
| 40 HUGHES, MEGHAN | 16 SPARTANBURG, SC | 2:56.70 | - | 67 POGUE, NATALIE | 15 WILMINGTON FAM, NC | 3:01.34 | - |
| 1:25.41 | 2:56.70 | | | 1:28.88 | 3:01.34 | | |
| 41 RADER, ASHLEY | 16 STRATFORD YMCA, CT | 2:57.16 | - | 68 LAPINSKI, EMILY | 18 OAK PARK YMCA, MI | 3:01.35 | - |
| 1:25.48 | 2:57.16 | | | 1:26.35 | 3:01.35 | | |
| 42 BROXTERMAN, CINDY | 17 POWEL CROSLEY, OH | 2:57.21 | - | 69 MARKIN, LINDSAY | 15 NW DUPAGE YMCA, IL | 3:01.40 | - |
| 1:24.45 | 2:57.21 | | | 1:27.38 | 3:01.40 | | |
| 43 HUFF, AMANDA | 14 ROWAN COUNTY, NC | 2:57.31 | - | 70 WHEATLEY, AMY | 13 MONTGOMERY YMCA, A | 3:01.56 | - |
| 1:22.35 | 2:57.31 | | | 1:24.26 | 3:01.56 | | |
| 44 KROH, COURTNEY | 16 BOYERTOWN AREA, PA | 2:57.33 | - | 71 CLARKE, MELINDA | 17 PULASKI-HENSEL, VA | 3:01.66 | - |
| 1:24.60 | 2:57.33 | | | 1:24.83 | 3:01.66 | | |

1998 NATIONAL YMCA LONG COURSE
SWIMMING CHAMPIONSHIPS

Complete Meet Results-LC Meters

| | | | | | | | |
|-----------------------|-----------------------|---------|---|------------------------|-----------------------|---------|---|
| 72 JOHNSON, KRISTINA | 15 CENTRAL KENTUCKY | 3:01.81 | - | 99 RAMAGE, CASSIDY | 14 TOWN NORTH, TX | 3:04.37 | - |
| 1:26.60 | 3:01.81 | | | 1:29.56 | 3:04.37 | | |
| 73 VOYTKO, LISA | 18 ALLEGHENY VAL, PA | 3:01.83 | - | 100 MCLOUGHLIN, KATE | 16 COUNTRYSIDE Y, OH | 3:04.38 | - |
| 1:27.46 | 3:01.83 | | | 1:29.42 | 3:04.38 | | |
| 74 CANNELL, DEIRDRE | 13 NEW CANAAN, CT | 3:01.91 | - | 101 WHITTAM, ELIZABETH | 15 STATE COLLEGE, PA | 3:04.58 | - |
| 1:27.47 | 3:01.91 | | | 1:30.83 | 3:04.58 | | |
| 75 NG, ANNA | 17 FLUSHING YMCA, NY | 3:02.04 | - | 102 DICKIE, HANNAH | 14 BEVERLY REGION, MA | 3:05.12 | - |
| 1:26.65 | 3:02.04 | | | 1:27.86 | 3:05.12 | | |
| 76 REED, ELIZABETH | 14 GTR BURLINGTON, VT | 3:02.19 | - | 103 DEVRIES, JULIE | 14 MASISON WEST, WI | 3:05.30 | - |
| 1:27.79 | 3:02.19 | | | 1:28.78 | 3:05.30 | | |
| 76 TURNER, TIFFANY | 13 M E LYONS YMCA, OH | 3:02.19 | - | 104 WALL, LESLEY | 15 RAPPAHANNOCK, VA | 3:05.72 | - |
| 1:27.19 | 3:02.19 | | | 1:31.47 | 3:05.72 | | |
| 78 BUSSE, KRIS | 14 BLUE ASH Y, OH | 3:02.31 | - | 105 ROSENDALL, EMILY | 13 GRAND RAPIDS SE, M | 3:05.88 | - |
| 1:25.66 | 3:02.31 | | | 1:29.47 | 3:05.88 | | |
| 79 FENTON, DEIRDRE | 16 METUCHEN-EDISON, N | 3:02.38 | - | 106 BETTS, JENNIFER | 13 POWEL CROSLEY, OH | 3:05.96 | - |
| 1:26.92 | 3:02.38 | | | 1:27.56 | 3:05.96 | | |
| 80 HAMM, KATHLEEN | 13 NEW CANAAN, CT | 3:02.55 | - | 107 FRANCIS, MICHELLE | 14 CHESHIRE BR, CT | 3:06.05 | - |
| 1:27.03 | 3:02.55 | | | 1:30.68 | 3:06.05 | | |
| 81 OWENS, CAITLIN | 13 PALISADES MALIBU,C | 3:02.76 | - | 108 PORTER, RACHEL | 17 MARION COUNTY, FL | 3:06.08 | - |
| 1:28.12 | 3:02.76 | | | 1:29.34 | 3:06.08 | | |
| 82 DWYER, KATIE | 14 PALISADES MALIBU,C | 3:02.84 | - | 109 HINDS, HOLLY | 13 ANDOVER, MA | 3:06.43 | - |
| 1:27.67 | 3:02.84 | | | 1:28.85 | 3:06.43 | | |
| 83 SMITH, KIM | 16 COUNTRYSIDE Y, OH | 3:02.87 | - | 110 COWIE, MEREDITH | 15 GTR BURLINGTON, VT | 3:06.44 | - |
| 1:26.09 | 3:02.87 | | | 1:29.65 | 3:06.44 | | |
| 84 BEARD, SABA | 15 SO COMM FAM BR, OH | 3:02.92 | - | 111 REYNOLDS, COLLEEN | 14 MONTCLAIR YMCA, NJ | 3:06.46 | - |
| 1:26.59 | 3:02.92 | | | 1:28.17 | 3:06.46 | | |
| 84 SHESSLER, TRACY | 16 BEVERLY REGION, MA | 3:02.92 | - | 112 MRAK, NATALIE | 14 FLUSHING YMCA, NY | 3:06.63 | - |
| 1:27.11 | 3:02.92 | | | 1:27.34 | 3:06.63 | | |
| 86 ARNOLD, LIBBY | 16 SCHROEDER MIL, WI | 3:02.94 | - | 113 ADAMSON, ERIN | 18 POWEL CROSLEY, OH | 3:06.68 | - |
| 1:27.65 | 3:02.94 | | | 1:28.85 | 3:06.68 | | |
| 87 CAPPARELL, MELISSA | 14 SOMERSET HILLS, NJ | 3:02.99 | - | 114 MILENKEVICH, S. | 17 VALLEY YMCA, CT | 3:06.98 | - |
| 1:27.78 | 3:02.99 | | | 1:28.47 | 3:06.98 | | |
| 88 LEBIEDE, KATY | 16 BURMINGHAM FAM, MI | 3:03.15 | - | 115 BARTHOLOMEW, K. | 16 WESTFIELD Y, NJ | 3:07.41 | - |
| 1:26.64 | 3:03.15 | | | 1:30.17 | 3:07.41 | | |
| 89 HANN, GILLIAN | 15 NW DUPAGE YMCA, IL | 3:03.21 | - | 116 KINDL, PAIGE | 18 NW DUPAGE YMCA, IL | 3:07.43 | - |
| 1:28.55 | 3:03.21 | | | 1:29.78 | 3:07.43 | | |
| 90 PATTERSON, RYAN | 14 METUCHEN-EDISON, N | 3:03.36 | - | 117 HOLLAND, ALYSSA | 17 SOUTHSIDE VIRGINIA | 3:07.50 | - |
| 1:27.33 | 3:03.36 | | | 1:30.18 | 3:07.50 | | |
| 91 CROWN, JORDAN | 15 WILTON FAMILY, CT | 3:03.46 | - | 118 KRETZ, JESSICA | 13 WASHINGTON Y, PA | 3:07.58 | - |
| 1:28.98 | 3:03.46 | | | 1:30.13 | 3:07.58 | | |
| 91 VARNER, JORDAN | 13 COUNTRYSIDE Y, OH | 3:03.46 | - | 119 DESI, MAUREEN | 17 GTR WESTFIELD, MA | 3:07.95 | - |
| 1:27.84 | 3:03.46 | | | 1:30.96 | 3:07.95 | | |
| 93 SUTYAK, JAMIE | 13 REGIONAL FAMILY, P | 3:03.48 | - | 120 COX, BETH | 16 CENTRAL KENTUCKY | 3:08.11 | - |
| 1:27.09 | 3:03.48 | | | 1:29.83 | 3:08.11 | | |
| 94 OLLAYOS, MARJORIE | 14 NW DUPAGE YMCA, IL | 3:03.50 | - | 121 DILL, JENI | 14 MASISON WEST, WI | 3:08.59 | - |
| 1:27.10 | 3:03.50 | | | 1:32.48 | 3:08.59 | | |
| 95 BAUER, ALISON | 14 COUNTRYSIDE Y, OH | 3:03.57 | - | 122 LEIBY, ALISON | 14 ANNE ARUNDEL CO,MD | 3:08.80 | - |
| 1:27.82 | 3:03.57 | | | 1:30.86 | 3:08.80 | | |
| 96 SUJANSKY, DIANE | 13 ALLEGHENY VAL, PA | 3:03.60 | - | 123 BRADLEY, SARAH | 17 OSHKOSH COMM, WI | 3:09.24 | - |
| 1:31.16 | 3:03.60 | | | 1:28.92 | 3:09.24 | | |
| 97 MOSHER, CHERIE | 16 SOUTHSIDE VIRGINIA | 3:04.06 | - | 124 CHRYSOSTOMIDES, A. | 12 PULASKI-HENSEL, VA | 3:09.52 | - |
| 1:28.74 | 3:04.06 | | | 1:32.24 | 3:09.52 | | |
| 98 SOVERN, ELIZABETH | 15 WILTON FAMILY, CT | 3:04.27 | - | 125 GRAMS, ERIN | 13 GTR GREEN BAY, WI | 3:09.62 | - |
| 1:29.01 | 3:04.27 | | | 1:31.03 | 3:09.62 | | |

1998 NATIONAL YMCA LONG COURSE
SWIMMING CHAMPIONSHIPS

Complete Meet Results-LC Meters

| | | | |
|----------------------|-----------------------|---------|---|
| 126 KEISER, DARLA | 16 ENID YMCA, OK | 3:10.00 | - |
| 1:31.80 | 3:10.00 | | |
| 127 ALBERT, MANDIE | 14 CHAPEL HL-CARBOR,N | 3:10.06 | - |
| 1:31.34 | 3:10.06 | | |
| 128 SNEDIKER, ASHLEY | 13 ANDOVER, MA | 3:10.34 | - |
| 1:33.81 | 3:10.34 | | |
| 129 BARNES, KRISTY | 17 BRANDYWINE BR, PA | 3:10.51 | - |
| 1:29.19 | 3:10.51 | | |
| 130 WRIGHT, MELLISA | 13 ROANOKE CNTRL, VA | 3:10.54 | - |
| 1:30.46 | 3:10.54 | | |
| 131 SPRADLIN, KYNDAL | 12 ROANOKE CNTRL, VA | 3:11.12 | - |
| 1:32.26 | 3:11.12 | | |
| 132 HAYES, KIM | 14 BEVERLY REGION, MA | 3:11.34 | - |
| 1:29.87 | 3:11.34 | | |
| 133 KERIVAN, LAUREN | 15 N SUB BOSTON, MA | 3:12.20 | - |
| 1:33.34 | 3:12.20 | | |
| 134 RIBELIN, NETTIE | 16 ROWAN COUNTY, NC | 3:12.89 | - |
| 1:31.91 | 3:12.89 | | |
| 135 LABERGE, KELSEN | 16 TOWSON BRANCH, MD | 3:13.12 | - |
| 1:31.77 | 3:13.12 | | |
| 136 DU, CRYSTAL | 13 REGIONAL FAMILY, P | 3:13.25 | - |
| 1:32.63 | 3:13.25 | | |
| 137 EYLER, KRISTI | 15 HARFORD COUNTY, MD | 3:16.02 | - |
| 1:30.47 | 3:16.02 | | |
| 138 SWIGON, BETHANY | 13 ROWAN COUNTY, NC | 3:17.33 | - |
| 1:37.06 | 3:17.33 | | |

| | | | |
|----------------------|-----------------------|---------|---------|
| 11 FIDEN, DREW | 18 SO COMM FAM BR, OH | 2:33.46 | 6 |
| 35.09 | 1:15.10 | 1:54.59 | 2:33.46 |
| 12 KUETTLER, JOHN | 18 NW DUPAGE YMCA, IL | 2:33.68 | 5 |
| 33.68 | 1:12.65 | 1:52.79 | 2:33.68 |
| 13 CASTILLO, MATTHEW | 15 FLUSHING YMCA, NY | 2:34.17 | 4 |
| 34.70 | 1:14.28 | 1:54.40 | 2:34.17 |
| 14 SZABO, DAVID | 16 ROANOKE CNTRL, VA | 2:36.52 | 3 |
| 35.14 | 1:15.27 | 1:56.05 | 2:36.52 |
| 15 KAUSCHER, ROB | 15 M E LYONS YMCA, OH | 2:37.47 | 2 |
| 33.85 | 1:13.13 | 1:54.24 | 2:37.47 |
| 16 GRAVES, RUSTY | 16 NW DUPAGE YMCA, IL | 2:39.46 | 1 |
| 35.75 | 1:15.90 | 1:57.94 | 2:39.46 |

| PL | Name | Age | Team | Prelims | Pts |
|----|-------------------|-----|--------------------|---------|---------|
| 1 | MAURER, CHRIS | 17 | READING/BERKS, PA | 2:26.72 | - |
| | | | | 2:26.72 | |
| 2 | BAICY, JOE | 18 | RALEIGH, NC | 2:28.05 | - |
| | | | | 1:11.84 | 2:28.05 |
| 3 | BURNS, BRETT | 16 | COUNTRYSIDE Y, OH | 2:28.64 | - |
| 4 | MCCRACKEN, AARON | 15 | NAPERVILLE AREA, I | 2:30.23 | - |
| | | | | 1:14.09 | 2:30.23 |
| 5 | HUBER, TOM | 18 | POWEL CROSLEY, OH | 2:30.38 | - |
| | | | | 1:11.52 | 2:30.38 |
| 6 | ELLIS, JOSH | 18 | RALEIGH, NC | 2:30.86 | - |
| | | | | 2:30.86 | |
| 7 | NEUBAUER, IAN | 17 | BLUE ASH Y, OH | 2:31.06 | - |
| | | | | 2:31.06 | |
| 8 | SMITH, MATT | 17 | M E LYONS YMCA, OH | 2:31.48 | - |
| | | | | 2:31.48 | |
| 9 | PROFFITT, JORDIE | 16 | HENDERSON CO, KY | 2:31.73 | - |
| | | | | 1:12.35 | 2:31.73 |
| 10 | HEWITT, MIKE | 18 | COUNTRYSIDE Y, OH | 2:33.65 | - |
| | | | | 1:15.73 | 2:33.65 |
| 11 | KAUSCHER, ROB | 15 | M E LYONS YMCA, OH | 2:34.17 | - |
| | | | | 1:12.51 | 2:34.17 |
| 12 | FIDEN, DREW | 18 | SO COMM FAM BR, OH | 2:34.34 | - |
| | | | | 1:13.21 | 2:34.34 |
| 13 | KUETTLER, JOHN | 18 | NW DUPAGE YMCA, IL | 2:34.49 | - |
| 14 | SZABO, DAVID | 16 | ROANOKE CNTRL, VA | 2:34.82 | - |
| 15 | CASTILLO, MATTHEW | 15 | FLUSHING YMCA, NY | 2:35.04 | - |
| | | | | 1:15.20 | 2:35.04 |
| 16 | GRAVES, RUSTY | 16 | NW DUPAGE YMCA, IL | 2:35.21 | - |
| 17 | KOOB, DAVID | 16 | M E LYONS YMCA, OH | 2:35.61 | - |
| | | | | 2:35.61 | |
| 18 | FOSTER, ROBBIE | 17 | FRANKFORT Y, KY | 2:35.87 | - |
| 19 | RIEBEL, MARK | 17 | FAIRFIELD BR, OH | 2:36.65 | - |
| | | | | 1:16.93 | 2:36.65 |
| 20 | HEISS, AARON | 17 | APPLETON Y, WI | 2:37.14 | - |

Event 36 Men 200 Breast

NATIONAL: * 2:19.22 M. HUBBELL - COUNTRYSIDE, OH 08/92

| PL | Name | Age | Team | Finals | Pts | | |
|----------------|------------------|-----|--------------------|---------|---------|---------|---------|
| * Finals | | | | | | | |
| 1 | BAICY, JOE | 18 | RALEIGH, NC | 2:25.49 | 20 | | |
| | | | | 33.60 | 1:10.95 | 1:47.92 | 2:25.49 |
| 2 | BURNS, BRETT | 16 | COUNTRYSIDE Y, OH | 2:26.07 | 17 | | |
| | | | | 33.49 | 1:10.50 | 1:47.66 | 2:26.07 |
| 3 | MAURER, CHRIS | 17 | READING/BERKS, PA | 2:26.18 | 16 | | |
| | | | | 31.99 | 1:08.12 | 1:46.35 | 2:26.18 |
| 4 | MCCRACKEN, AARON | 15 | NAPERVILLE AREA, I | 2:26.93 | 15 | | |
| | | | | 33.14 | 1:10.85 | 1:48.86 | 2:26.93 |
| 5 | ELLIS, JOSH | 18 | RALEIGH, NC | 2:29.60 | 14 | | |
| | | | | 33.73 | 1:12.43 | 1:51.17 | 2:29.60 |
| 6 | HUBER, TOM | 18 | POWEL CROSLEY, OH | 2:30.38 | 13 | | |
| | | | | 33.66 | 1:11.77 | 1:51.41 | 2:30.38 |
| 7 | NEUBAUER, IAN | 17 | BLUE ASH Y, OH | 2:31.18 | 12 | | |
| | | | | 33.83 | 1:12.47 | 1:51.15 | 2:31.18 |
| 8 | SMITH, MATT | 17 | M E LYONS YMCA, OH | 2:33.46 | 11 | | |
| | | | | 34.33 | 1:12.68 | 1:52.47 | 2:33.46 |
| * Consolations | | | | | | | |
| 9 | PROFFITT, JORDIE | 16 | HENDERSON CO, KY | 2:31.05 | 9 | | |
| | | | | 34.81 | 1:13.30 | 1:51.79 | 2:31.05 |
| 10 | HEWITT, MIKE | 18 | COUNTRYSIDE Y, OH | 2:32.14 | 7 | | |
| | | | | 35.88 | 1:15.63 | 1:54.39 | 2:32.14 |

1998 NATIONAL YMCA LONG COURSE
SWIMMING CHAMPIONSHIPS

Complete Meet Results-LC Meters

| | | | | | | | |
|----------------------|------------------------|-----------------|---|-----------------------|------------------------|-----------------|---|
| 21 JACOB, PAUL | 16 GAMBLE-NIPPERT, OH | 2:38.00 | - | 48 STARK, DAN | 15 CHAPEL HL-CARBOR,N | 2:44.92 | - |
| | | 1:14.51 2:37.14 | | | | 1:16.72 2:44.74 | |
| | | 2:38.00 | | | | 1:19.90 2:44.92 | |
| 22 ROGERS, KEVIN | 15 POWEL CROSLEY, OH | 2:38.32 | - | 49 CLARK, IAN | 13 UPPER MAIN LINE,PA | 2:45.44 | - |
| | | | | | | 1:20.88 2:45.44 | |
| 23 MARK, RUSSELL | 18 FLUSHING YMCA, NY | 2:38.52 | - | 50 DICKENSON, TRAVIS | 17 PULASKI-HENSEL, VA | 2:45.79 | - |
| | | 2:38.52 | | | | 2:03.37 | |
| 24 ROBISON, ZACH | 18 KISHWAUKEE, IL | 2:38.61 | - | 51 ROBINSON, BEN | 15 READING/BERKS, PA | 2:45.89 | - |
| | | 1:14.09 2:38.61 | | | | 1:20.10 2:45.89 | |
| 25 BALS, JOHN | 17 MICHIANA INC, IN | 2:38.89 | - | 52 MARQUEZ, DIEGO | 16 UNIONTOWN AREA, PA | 2:45.92 | - |
| | | 1:13.22 2:38.89 | | | | 1:22.37 2:45.92 | |
| 26 TOPITS, JASON | 17 COUNTRYSIDE Y, OH | 2:39.15 | - | 53 SMITHNOSKY, JESSE | 16 WASHINGTON Y, PA | 2:46.00 | - |
| | | 1:17.30 2:39.15 | | | | 1:22.18 2:46.00 | |
| 27 ANDERSON, NICK | 15 M E LYONS YMCA, OH | 2:39.65 | - | 54 JELENC, CHRIS | 15 SCHROEDER MIL, WI | 2:46.45 | - |
| | | | | | | 1:18.34 2:46.45 | |
| 28 BAUER, ADAM | 15 WILTON FAMILY, CT | 2:39.88 | - | 55 WANDELL, SCOTT | 16 FRANKFORT Y, KY | 2:46.66 | - |
| | | | | | | 1:18.68 2:46.66 | |
| 29 TUCKER, ROBERT | 17 CHAMBERS MEM Y, WV | 2:39.90 | - | 56 VALENT, DAVE | 16 COUNTRYSIDE Y, OH | 2:47.42 | - |
| | | | | | | 2:03.80 | |
| 30 WEBBER, LEE | 15 GRAND PRAIRIE, TX | 2:40.04 | - | 57 HUNTER, CHRISTIAN | 15 AURORA FAMILY, IL | 2:47.81 | - |
| | | | | | | 1:18.13 2:47.81 | |
| 31 PAPPAS, THERON | 17 CHAMBERS MEM Y, WV | 2:40.16 | - | 58 SHARP, JAMES | 16 WAYNESBORO FAM, VA | 2:48.15 | - |
| | | | | | | 2:24.72 | |
| 32 RHINESMITH, DAVID | 15 ROANOKE CNTRL, VA | 2:40.40 | - | 59 LANCASTER, ERIC | 16 RIDLEY AREA, PA | 2:48.41 | - |
| | | | | | | | |
| 33 WATKINS, GEORGE | 16 MONTGOMERY YMCA, A | 2:40.76 | - | 60 IPPOLITI, C. | 14 UPPER MAIN LINE,PA | 2:48.49 | - |
| | | 2:40.76 | | | | 1:21.65 2:48.49 | |
| 34 GUSTAFSON, MIKE | 15 GRAND RAPIDS SE, M | 2:41.27 | - | 61 FISH, JASON | 14 OAK PARK YMCA, MI | 2:48.50 | - |
| | | 1:17.04 2:41.27 | | | | 1:19.87 2:48.50 | |
| 35 TRAUTVETTER, ERIC | 17 NW DUPAGE YMCA, IL | 2:41.74 | - | 62 LUX, TIM | 13 WILTON FAMILY, CT | 2:48.58 | - |
| | | 2:43.02 | | | | 1:21.21 2:48.58 | |
| 36 HARTKE, MATTHEW | 15 MONTCLAIR YMCA, NJ | 2:42.21 | - | 63 LINDMARK, SHAWN | 16 BEVERLY REGION, MA | 2:48.67 | - |
| | | 2:15.43 | | | | 1:19.92 2:48.67 | |
| 37 CORBIN, NATE | 16 SPARTANBURG, SC | 2:42.66 | - | 64 SCHRIDER, DANIEL | 13 POWEL CROSLEY, OH | 2:48.87 | - |
| | | 1:18.71 2:42.66 | | | | 1:20.69 2:48.87 | |
| 38 TRIONFO, FRANK | 16 HARFORD COUNTY, MD | 2:42.91 | - | 65 HERZOG, JODY | 18 BEAVERCREEK Y, OH | 2:49.00 | - |
| | | 1:19.61 2:42.91 | | | | 1:18.73 2:49.00 | |
| 39 GUSKEY, MICHAEL | 16 CENTRAL KENTUCKY | 2:43.15 | - | 66 GROW, MIKE | 15 SCHROEDER MIL, WI | 2:49.15 | - |
| | | 1:18.71 2:43.15 | | | | | |
| 40 MITCHELL, ROBERT | 13 WEST SHORE YMCA, P | 2:43.23 | - | 67 SWENSON, CHRIS | 16 FANWOOD/SCOTCH PLN | 2:49.22 | - |
| | | 1:20.38 2:43.23 | | | | 1:21.06 2:49.22 | |
| 41 DICKEY, MATT | 16 UPPER MONTGOMERY, M | 2:43.30 | - | 68 SELLERS, JAY | 15 REGIONAL FAMILY, P | 2:49.41 | - |
| | | 1:16.69 2:43.30 | | | | 1:23.23 2:49.41 | |
| 42 DRULLARD, IAN | 16 CHESHIRE BR, CT | 2:43.35 | - | 69 O'LEARY, JOSEPH | 17 SO SHORE QUINCY, MA | 2:49.44 | - |
| | | 2:09.56 | | | | 1:20.09 2:49.44 | |
| 43 LUCAS, BRIAN | 15 HUNTINGTON TWP, NY | 2:43.70 | - | 70 ROGERS, MICHAEL | 14 GARNER ROAD, NC | 2:49.50 | - |
| | | 1:17.59 2:43.70 | | | | 1:22.10 2:49.50 | |
| 44 ADELMAYER, BRYAN | 15 GTR GREEN BAY, WI | 2:43.93 | - | 71 NEUBERGER, JOHN | 18 METUCHEN-EDISON, N | 2:50.13 | - |
| | | 1:18.91 2:43.93 | | | | 1:21.37 2:50.13 | |
| 45 KILRAIN, BRENDAN | 18 GTR HOLYOKE, MA | 2:44.54 | - | 72 WHALEY-TOBIN, ADAM | 15 SO SHORE QUINCY, MA | 2:50.19 | - |
| | | 1:19.38 2:44.54 | | | | 1:20.10 2:50.19 | |
| 46 PRIDGEN, BRENT | 17 MONTGOMERY YMCA, A | 2:44.64 | - | 73 DELAROSA, RAUL | 17 JOLIET AREA, IL | 2:50.56 | - |
| | | 1:16.85 2:44.64 | | | | 1:20.41 2:50.56 | |
| 47 CHIOU, STEVE | 15 SOMERSET HILLS, NJ | 2:44.74 | - | 74 MEYERS, ERIC | 15 POWEL CROSLEY, OH | 2:50.61 | - |

1998 NATIONAL YMCA LONG COURSE
SWIMMING CHAMPIONSHIPS

Complete Meet Results-LC Meters

| | | | | | |
|----|--------------------|----|--------------------|-----------------|---|
| 75 | THROCKMORTON, COLE | 15 | PULASKI-HENSEL, VA | 2:51.11 | - |
| | | | | 1:22.49 2:50.61 | |
| | | | | 1:20.54 2:51.11 | |
| 76 | DELGOBBO, DAVID | 15 | CHESHIRE BR, CT | 2:51.47 | - |
| | | | | 1:23.79 2:51.47 | |
| 77 | MULDER, DERRICK | 15 | PIEDMONT FAMILY, V | 2:51.52 | - |
| | | | | 1:21.65 2:51.52 | |
| 78 | FARINA, DAVID | 15 | WILTON FAMILY, CT | 2:51.62 | - |
| | | | | 1:22.03 2:51.62 | |
| 79 | FERGUSON, BENJAMIN | 15 | BLUE ASH Y, OH | 2:51.72 | - |
| | | | | 2:15.17 | |
| 80 | GREEN, JUSTIN | 14 | COUNTRYSIDE Y, OH | 2:51.91 | - |
| | | | | 1:21.34 2:51.91 | |
| 81 | WHITTEN, JARED | 18 | ROWAN COUNTY, NC | 2:52.72 | - |
| | | | | 1:23.07 2:52.72 | |
| 82 | MEEKER, JOSEPH | 14 | WILTON FAMILY, CT | 2:53.53 | - |
| | | | | 1:23.46 2:53.53 | |
| 83 | RESTIVO, ZACHARY | 17 | FLUSHING YMCA, NY | 2:53.71 | - |
| | | | | 1:22.84 2:53.71 | |
| 84 | DIEHL, ROBERT | 15 | METUCHEN-EDISON, N | 2:54.18 | - |
| | | | | 1:22.50 2:54.18 | |
| 85 | GAULDING, ROBERT | 16 | SOUTHSIDE VIRGINIA | 2:54.39 | - |
| | | | | 1:23.41 2:54.39 | |
| 86 | HOYLE, JOSEPH | 16 | CHAPEL HL-CARBOR,N | 2:54.49 | - |
| | | | | 1:23.97 2:54.49 | |
| 87 | CLARKE, JAMES | 14 | PULASKI-HENSEL, VA | 2:56.03 | - |
| | | | | 1:24.42 2:56.03 | |
| 88 | ANDERSON, ALEX | 14 | LA CROSSE AREA, WI | 2:57.03 | - |
| | | | | 1:21.34 2:57.03 | |
| 89 | DICKS, BILLY | 15 | RAPPAHANNOCK, VA | 2:57.44 | - |
| | | | | 1:25.60 2:57.44 | |
| 90 | SCOTT, TIMOTHY | 17 | SO SHORE QUINCY,MA | 2:57.60 | - |
| | | | | 1:21.47 2:57.60 | |
| 91 | GILL, BEN | 14 | LA CROSSE AREA, WI | 2:57.62 | - |
| | | | | 1:20.52 2:57.62 | |
| 92 | TOLL, EDDIE | 16 | WILMINGTON FAM, NC | 2:57.76 | - |
| | | | | 1:24.70 2:57.76 | |
| 93 | LI, KELVIN | 15 | METUCHEN-EDISON, N | 2:59.13 | - |
| | | | | 1:24.96 2:59.13 | |
| 94 | PANG, MICHAEL | 17 | TOWSON BRANCH, MD | 3:04.27 | - |
| | | | | 1:27.28 3:04.27 | |
| - | TOBIN, KEITH | 17 | JOLIET AREA, IL | DQ | - |
| - | WHITTAM, BEN | 17 | STATE COLLEGE, PA | DQ | - |
| - | HILL, JUSTIN | 15 | OAK PARK YMCA, MI | DQ | - |
| | | | | 1:15.53 2:37.56 | |

| ===== | | | | | |
|--|--------------------|-----|--------------------|---------|-----|
| Event 37 Women 50 Fly | | | | | |
| NATIONAL: * 28.24 B. KARAICA - PITTSBURGH E., PA 08/94 | | | | | |
| PL | Name | Age | Team | Finals | Pts |
| ----- | | | | | |
| * Finals | | | | | |
| 1 | GEOROFF, ANDREA | 15 | SO COMM FAM BR, OH | 28.80 | 20 |
| 2 | CARROLL, EMILY | 14 | HAGERSTOWN, MD | 29.56 | 17 |
| 3 | HOLMAN, MEREDITH | 15 | SPARTANBURG, SC | 30.17 | 16 |
| 4 | NICHOLSON, KATIE | 15 | NW DUPAGE YMCA, IL | 30.18 | 15 |
| 5 | SZWEDA, MAUREEN | 17 | NW DUPAGE YMCA, IL | 30.23 | 14 |
| 6 | FISHER, SARAH | 13 | WEST SHORE YMCA, P | 30.40 | 13 |
| 7 | FIGH, LEIGH | 17 | MONTGOMERY YMCA, A | 30.44 | 12 |
| 8 | CHAPMAN, JANE | 18 | SPARTANBURG, SC | 30.52 | 11 |
| * Consolations | | | | | |
| 9 | MCGUIRE, BERNETTA | 14 | ROANOKE CNTRL, VA | 30.12 | 9 |
| 10 | BURKE, ERIN | 17 | BEVERLY REGION, MA | 30.30 | 7 |
| 11 | DOLANSKY, LISA | 17 | MONTCLAIR YMCA, NJ | 30.42 | 6 |
| 12 | TAFT, LAUREN | 14 | WILTON FAMILY, CT | 30.54 | 5 |
| 13 | MADONIA, REGAN | 18 | FLUSHING YMCA, NY | 30.67 | 4 |
| 14 | TOMES, EMILY | 16 | M E LYONS YMCA, OH | 30.69 | 3 |
| 15 | HONMA, KRISTEN | 16 | WILMINGTON FAM, NC | 30.82 | 2 |
| 16 | SEVERSON, KATIE | 16 | COUNTRYSIDE Y, OH | 31.08 | 1 |
| PL | Name | Age | Team | Prelims | Pts |
| ----- | | | | | |
| 1 | GEOROFF, ANDREA | 15 | SO COMM FAM BR, OH | 29.42 | - |
| 2 | CARROLL, EMILY | 14 | HAGERSTOWN, MD | 29.99 | - |
| 3 | HOLMAN, MEREDITH | 15 | SPARTANBURG, SC | 30.05 | - |
| 4 | NICHOLSON, KATIE | 15 | NW DUPAGE YMCA, IL | 30.15 | - |
| 5 | FISHER, SARAH | 13 | WEST SHORE YMCA, P | 30.32 | - |
| 5 | SZWEDA, MAUREEN | 17 | NW DUPAGE YMCA, IL | 30.32 | - |
| 7 | FIGH, LEIGH | 17 | MONTGOMERY YMCA, A | 30.35 | - |
| 8 | CHAPMAN, JANE | 18 | SPARTANBURG, SC | 30.42 | - |
| 9 | MCGUIRE, BERNETTA | 14 | ROANOKE CNTRL, VA | 30.45 | - |
| 10 | TOMES, EMILY | 16 | M E LYONS YMCA, OH | 30.46 | - |
| 11 | BURKE, ERIN | 17 | BEVERLY REGION, MA | 30.48 | - |
| 12 | DOLANSKY, LISA | 17 | MONTCLAIR YMCA, NJ | 30.55 | - |
| 13 | MADONIA, REGAN | 18 | FLUSHING YMCA, NY | 30.58 | - |
| 14 | HONMA, KRISTEN | 16 | WILMINGTON FAM, NC | 30.61 | - |
| 15 | TAFT, LAUREN | 14 | WILTON FAMILY, CT | 30.70 | - |
| 16 | SEVERSON, KATIE | 16 | COUNTRYSIDE Y, OH | 30.79 | - |
| 17 | THELIN, TOREY | 13 | DARIEN YMCA, CT | 30.83 | - |
| 18 | NONEMAKER, JESSICA | 14 | WEST SHORE YMCA, P | 30.86 | - |
| 19 | KRAMER, ANNIE | 17 | ANNE ARUNDEL CO,MD | 30.89 | - |
| 20 | KATZ, LAUREN | 15 | FLUSHING YMCA, NY | 30.93 | - |
| 21 | SANDER, KRISTIN | 18 | GAMBLE-NIPPERT, OH | 30.97 | - |
| 22 | SCHOCK, MARY | 17 | BOYERTOWN AREA, PA | 31.00 | - |
| 23 | POSTER, ELIZABETH | 14 | FRANKFORT Y, KY | 31.03 | - |
| 24 | FRYER, KATHRYN | 18 | ANNE ARUNDEL CO,MD | 31.04 | - |
| 25 | DEPREESE, MICHELLE | 17 | METUCHEN-EDISON, N | 31.05 | - |
| 26 | KNOX, SUSANNAH | 14 | MONTCLAIR YMCA, NJ | 31.06 | - |
| 27 | SWANEY, ANDREA | 14 | HAMILTON AREA, NJ | 31.11 | - |
| 28 | AGUIAR, NICOLE | 17 | ANNE ARUNDEL CO,MD | 31.13 | - |

Results are available at:
www.ymca.net/d/10/2.html

1998 NATIONAL YMCA LONG COURSE
SWIMMING CHAMPIONSHIPS

Complete Meet Results-LC Meters

| | | | | | | | |
|-----------------------|------------------------|-------|---|------------------------|------------------------|-------|---|
| 29 NELSON, KATHLEEN | 13 UPPER MAIN LINE, PA | 31.32 | - | 83 VOGEL, KAREN | 13 BEAVERCREEK Y, OH | 32.78 | - |
| 30 HALLETT, ERIN | 13 WEST SHORE YMCA, P | 31.37 | - | 84 NAGY, CHRISTINA | 16 COUNTRYSIDE Y, OH | 32.79 | - |
| 31 REYNOLDS, MICHELLE | 15 POWEL CROSLEY, OH | 31.40 | - | 85 WANDELOSKI, LISA | 16 GTR WESTFIELD, MA | 32.83 | - |
| 32 DOLAN, BECKY | 17 BOYERTOWN AREA, PA | 31.44 | - | 86 STOUFFER, STACIA | 15 HAGERSTOWN, MD | 32.84 | - |
| 32 JONES, SARAH | 16 GAMBLE-NIPPERT, OH | 31.44 | - | 87 BOUCHER, EILEEN | 16 NW DUPAGE YMCA, IL | 32.85 | - |
| 34 BANKOVICH, BETHANY | 15 REGIONAL FAMILY, P | 31.50 | - | 88 HOWELL O'NEILL, J. | 15 FLUSHING YMCA, NY | 32.89 | - |
| 35 KAVETSKY, ANNA | 14 ANNE ARUNDEL CO, MD | 31.57 | - | 89 BAKER, JILLIAN | 14 CENTRAL KENTUCKY | 32.92 | - |
| 36 CHAN, IRENE | 16 SOMERSET HILLS, NJ | 31.59 | - | 90 BERTKE, ALLISON | 14 FAIRFIELD BR, OH | 32.93 | - |
| 37 SMITLEY, KYLE | 13 DEFIANCE AREA, OH | 31.69 | - | 91 DOWNTON, ALISON | 16 BLUE ASH Y, OH | 32.95 | - |
| 37 FISHER, KARI | 15 WILTON FAMILY, CT | 31.69 | - | 92 LEGG, KATE | 13 PIEDMONT FAMILY, V | 32.96 | - |
| 39 WALDBILLIG, S. | 18 POWEL CROSLEY, OH | 31.71 | - | 93 BIRD, MARY ALICE | 18 HUNTINGTON, WV | 33.04 | - |
| 40 PRYJMAK, RENAE | 14 REGIONAL FAMILY, P | 31.72 | - | 94 WEBB, ERIN | 16 GTR GREEN BAY, WI | 33.06 | - |
| 41 HANSBROUGH, MARIE | 17 RAPPAHANNOCK, VA | 31.74 | - | 95 WIMMER, JILL | 16 SO TOLEDO BR, OH | 33.07 | - |
| 42 MEIRS, JULIE | 17 HAMILTON AREA, NJ | 31.78 | - | 95 EMMONS, HEATHER | 15 SO CHESTER CTY, PA | 33.07 | - |
| 43 SNYDER, KIMBERLY | 16 CHAMBERSBURG, PA | 31.80 | - | 97 O'CONNOR, JANEEN | 17 METUCHEN-EDISON, N | 33.08 | - |
| 44 BARRENTINE, HOLLY | 14 SO COMM FAM BR, OH | 31.83 | - | 98 NORTH, JENNA | 13 COUNTRYSIDE Y, OH | 33.09 | - |
| 45 BIVONA, JAMIE | 14 WILTON FAMILY, CT | 31.84 | - | 99 ARMSTRONG, JAIMI | 17 SO TOLEDO BR, OH | 33.10 | - |
| 46 BURNETT, M.C. | 16 MONTGOMERY YMCA, A | 31.87 | - | 99 SLONAKER, ERIN | 15 BOYERTOWN AREA, PA | 33.10 | - |
| 47 AMUNDSEN, KRISTIN | 13 WEST SHORE YMCA, P | 31.92 | - | 101 SCHILGEN, ASHLEY | 14 UPPER MAIN LINE, PA | 33.11 | - |
| 48 GREENSTREET, TYLER | 14 WINSTON-SALEM, NC | 32.03 | - | 102 DIANDERAS, SYLVIA | 16 TOWSON BRANCH, MD | 33.15 | - |
| 49 HARRIS, HEATHER | 15 LA CROSSE AREA, WI | 32.11 | - | 103 PRESTON, LINDSEY | 14 CENTRAL KENTUCKY | 33.19 | - |
| 49 ASHTON, MARY | 15 FLUSHING YMCA, NY | 32.11 | - | 104 GILL, MEG | 13 SOUTHSIDE VIRGINIA | 33.26 | - |
| 51 BLASIAK, LEAH | 16 CHAPEL HL-CARBOR, N | 32.13 | - | 104 CLIFFORD, LACY | 15 OIL CITY YMCA, PA | 33.26 | - |
| 52 IRBY, JENNIFER | 15 WSTN/CATONSVILLE, M | 32.15 | - | 106 TIERNEY, LIZ | 17 LA CROSSE AREA, WI | 33.31 | - |
| 53 DEMERS, SARAH | 12 ANDOVER, MA | 32.16 | - | 107 RANDOLPH, CAROLYN | 17 COUNTRYSIDE Y, OH | 33.33 | - |
| 54 ROBISON, KATIE | 15 KISHWAUKEE, IL | 32.30 | - | 108 ECKER, LAURA | 13 WSTN/CATONSVILLE, M | 33.34 | - |
| 55 SASSER, VIRGINIA | 13 RAPPAHANNOCK, VA | 32.31 | - | 109 JONES, TAMARA | 16 RAPPAHANNOCK, VA | 33.35 | - |
| 56 WILLIAMS, C. | 16 HAMILTON AREA, NJ | 32.32 | - | 109 SCHOENEMANN, HEIDI | 18 WESTFIELD Y, NJ | 33.35 | - |
| 56 DUKE, SUSAN | 15 WEST SHORE YMCA, P | 32.32 | - | 111 NADER, JENNA | 14 WASHINGTON Y, PA | 33.36 | - |
| 58 PETRIC, SARA | 14 SCHROEDER MIL, WI | 32.33 | - | 112 KELLY, KIMBERLY | 16 BRANDYWINE BR, PA | 33.38 | - |
| 59 RESETAR, LORRI | 17 CHAPEL HL-CARBOR, N | 32.34 | - | 113 GILBERT, BETH | 15 MORRIS CENTER, NJ | 33.43 | - |
| 60 MELVILLE, ERIN | 16 TRI-CITY FAM, KY | 32.35 | - | 114 RAKES, MARNI | 16 CENTRAL KENTUCKY | 33.53 | - |
| 61 EMERY, AMY | 15 COASTLINE BR SE, C | 32.37 | - | 115 KEPHART, LAURA | 15 STATE COLLEGE, PA | 33.55 | - |
| 62 FURST, KIM | 16 NILES-BUCHANAN, MI | 32.41 | - | 116 BAYLIFF, TORI | 14 READING/BERKS, PA | 33.58 | - |
| 63 WAGNER, BETH | 16 ROANOKE CNTRL, VA | 32.42 | - | 117 ERWIN, SARAH | 15 BEAVERCREEK Y, OH | 33.59 | - |
| 64 SCHEPPKE, KATE | 18 SOMERSET HILLS, NJ | 32.43 | - | 118 DAVIDOFF, CARA | 12 PALISADES MALIBU, C | 33.61 | - |
| 65 FROMTLING, KITTY | 17 WESTFIELD Y, NJ | 32.44 | - | 119 HALL, AMANDA | 13 CENTRAL KENTUCKY | 33.68 | - |
| 66 RENZENBRINK, A. | 14 GAMBLE-NIPPERT, OH | 32.46 | - | 119 GUSICK, CAROLYN | 13 METUCHEN-EDISON, N | 33.68 | - |
| 67 WHITBECK, PEGGY | 16 MEADVILLE YMCA, PA | 32.47 | - | 121 MEYERS, AMANDA | 15 OLEAN YMCA, NY | 33.71 | - |
| 68 MILLER, ALYSSA | 12 CHAPEL HL-CARBOR, N | 32.48 | - | 122 HERDER, RACHEL | 16 STEVENS POINT, WI | 33.72 | - |
| 69 BURANT, APRIL | 16 STEVENS POINT, WI | 32.57 | - | 123 SCHMITT, JACKLYN | 17 FLUSHING YMCA, NY | 33.75 | - |
| 69 TERVEER, ABBIGAIL | 13 LIMA FAMILY, OH | 32.57 | - | 124 WALDEN, TARA | 15 JOLIET AREA, IL | 33.76 | - |
| 71 MRAK, NATALIE | 14 FLUSHING YMCA, NY | 32.58 | - | 125 SLACK, KRISTEN | 13 WEST SHORE YMCA, P | 33.77 | - |
| 72 TURPIN, KAREN | 16 HAMILTON AREA, NJ | 32.60 | - | 126 KLAINE, SARAH | 17 WM & H CLIPPARD, O | 33.79 | - |
| 72 RAAB, KRISTIN | 12 COUNTRYSIDE Y, OH | 32.60 | - | 127 RIBERICH, CHANDRA | 16 LA CROSSE AREA, WI | 33.80 | - |
| 74 JOHNSON, AMANDA A | 13 BURMINGHAM FAM, MI | 32.61 | - | 128 WILLIAMS, AMANDA | 13 SHADES VALLEY, AL | 33.82 | - |
| 75 CLUKEY, CASEY | 13 M E LYONS YMCA, OH | 32.62 | - | 129 SKODA, NORI | 13 SOMERSET HILLS, NJ | 33.86 | - |
| 76 DELAGARZA, LORENA | 12 PULASKI-HENSEL, VA | 32.68 | - | 129 FISHER, KAYLA | 13 JOHNSTOWN COMM, PA | 33.86 | - |
| 77 ATKINSON, MICHELLE | 15 RAPPAHANNOCK, VA | 32.70 | - | 131 BALAGUER, BETSY | 13 HARFORD COUNTY, MD | 33.87 | - |
| 78 CHILD, KRISTEN | 14 ANNE ARUNDEL CO, MD | 32.71 | - | 131 LOVESKY, MELISSA | 16 CHAMBERS MEM Y, WV | 33.87 | - |
| 79 HAHN, LAURA | 15 CENTRAL KENTUCKY | 32.72 | - | 131 MOLL, SARAH | 13 PULASKI-HENSEL, VA | 33.87 | - |
| 80 HILDEBRAND, DAWN | 17 WM & H CLIPPARD, O | 32.73 | - | 134 HORSLEY, ERIN | 15 OLEAN YMCA, NY | 33.88 | - |
| 80 RUSH, REGINA | 13 RARITAN VALLEY, NJ | 32.73 | - | 135 FARRA, JESSICA | 14 BEAVERCREEK Y, OH | 33.91 | - |
| 82 PION, NICOLE | 16 GTR WESTFIELD, MA | 32.74 | - | 136 RAYMOND, RAYNELLE | 17 BOYERTOWN AREA, PA | 33.96 | - |

1998 NATIONAL YMCA LONG COURSE
SWIMMING CHAMPIONSHIPS

Complete Meet Results-LC Meters

| PL | Name | Age | Team | Prelims | Pts |
|---|--------------------|-----|---------------------|---------|-----|
| 137 | MARKHAM, ANGELA | 16 | MIDDLETOWN AREA, OH | 34.15 | - |
| 137 | CAMBELL, KRISTIN | 17 | WEST SHORE YMCA, P | 34.15 | - |
| 139 | THOMPSON, STEFANIE | 14 | CENTRAL KENTUCKY | 34.16 | - |
| 140 | REIDER, JESSIE | 16 | SCHROEDER MIL, WI | 34.19 | - |
| 140 | BOMBA, EMILY | 12 | HAMILTON AREA, NJ | 34.19 | - |
| 142 | DAVIS, ALLYSON | 15 | M E LYONS YMCA, OH | 34.20 | - |
| 143 | DYER, KELLY | 15 | FAIRFIELD YMCA, CT | 34.21 | - |
| 144 | TIERNEY, ERIN | 14 | LA CROSSE AREA, WI | 34.25 | - |
| 145 | CHONG, NORI | 13 | GAMBLE-NIPPERT, OH | 34.29 | - |
| 146 | BAISH, LINDSAY | 13 | JOLIET AREA, IL | 34.35 | - |
| 147 | GISEKER, PAM | 14 | POWEL CROSLEY, OH | 34.36 | - |
| 148 | SNYDER, STEPHANIE | 13 | TRI-CITY FAM, KY | 34.38 | - |
| 149 | TOMM, CHRISTIE | 14 | FLUSHING YMCA, NY | 34.42 | - |
| 150 | KELLY, EDNA | 15 | FLUSHING YMCA, NY | 34.45 | - |
| 151 | GINSBURG, ALIZA | 15 | OLD COLONY, MA | 34.49 | - |
| 152 | NADIM, SARA | 14 | FAIRFIELD YMCA, CT | 34.50 | - |
| 153 | LIBBERMAN, E. | 17 | WSTN/CATONSVILLE, M | 34.71 | - |
| 154 | KAMP, MEGGIE | 12 | POWEL CROSLEY, OH | 34.73 | - |
| 155 | WOLFF, LINDSAY | 16 | DANE CO-SUN PRAIRI | 34.84 | - |
| 156 | BURDETTE, MORGAN | 12 | YORK & YORK CO, PA | 34.95 | - |
| 157 | ARNOLD, LIBBY | 16 | SCHROEDER MIL, WI | 35.11 | - |
| 158 | ARCHIDIACONO, K. | 17 | N SUB BOSTON, MA | 35.30 | - |
| 159 | FLUEKIGER, LINDSEY | 14 | LA CROSSE AREA, WI | 35.31 | - |
| 160 | MICKINAK, MOLLY | 14 | REGIONAL FAMILY, P | 35.35 | - |
| 161 | GUERRERO, REANNA | 13 | KISHWAUKEE, IL | 35.46 | - |
| 162 | BRITTAIN, MEGGIN | 13 | GTR GREEN BAY, WI | 35.55 | - |
| 163 | HEWITT, RACHEL | 16 | LAKE COUNTY, IL | 35.57 | - |
| 164 | GOAD, TAYLOR | 15 | BIRMINGHAM FAM, MI | 36.24 | - |
| 165 | OH, JENNY | 13 | ROWAN COUNTY, NC | 37.45 | - |
| ===== | | | | | |
| Event 38 Men 50 Fly | | | | | |
| NATIONAL: * 25.57 N. CHENEY - LIMA FAMILY Y, OH 08/97 | | | | | |
| PL | Name | Age | Team | Finals | Pts |
| ----- | | | | | |
| * Finals | | | | | |
| 1 | OGLESBY, MATT | 18 | GENEVA LAKES, WI | 26.18 | 20 |
| 2 | SIEBERT, MARK | 17 | UPPER MAIN LINE, PA | 26.37 | 17 |
| 3 | THOMAS, GREG | 17 | GAMBLE-NIPPERT, OH | 26.39 | 16 |
| 4 | BROWN, RYAN | 18 | SO COMM FAM BR, OH | 26.80 | 15 |
| 5 | MCLEOD, GEOFF | 16 | ROANOKE CNTRL, VA | 26.84 | 14 |
| 6 | BELANGER, TYLER | 16 | LAKE COUNTY, IL | 27.34 | 13 |
| 7 | RICHARD, MATT | 16 | GTR GREEN BAY, WI | 27.39 | 12 |
| 8 | BEAUMIER, BILL | 16 | GTR GREEN BAY, WI | 27.40 | 11 |
| * Consolations | | | | | |
| 9 | DADE, SHAWN | 17 | FRANKFORT Y, KY | 27.17 | 8 |
| 9 | HAUSLANDEN, DAVID | 18 | M E LYONS YMCA, OH | 27.17 | 8 |
| 11 | DEHNE, ADAM | 15 | GAMBLE-NIPPERT, OH | 27.27 | 6 |
| 12 | KOZYRA, NICK | 16 | METUCHEN-EDISON, N | 27.31 | 5 |
| 13 | BURSTEIN, SETH | 17 | METUCHEN-EDISON, N | 27.33 | 4 |
| 14 | BARTELL, BEN | | SCHROEDER MIL, WI | 27.42 | 3 |
| 15 | WHITE, CHAD | 15 | WEST SHORE YMCA, P | 27.52 | 2 |
| 16 | HEATH, ERIC | 16 | CHESHIRE BR, CT | 27.73 | 1 |
| 1 | SIEBERT, MARK | 17 | UPPER MAIN LINE, PA | 26.48 | - |
| 2 | THOMAS, GREG | 17 | GAMBLE-NIPPERT, OH | 26.61 | - |
| 3 | OGLESBY, MATT | 18 | GENEVA LAKES, WI | 26.64 | - |
| 4 | BROWN, RYAN | 18 | SO COMM FAM BR, OH | 26.95 | - |
| 5 | MCLEOD, GEOFF | 16 | ROANOKE CNTRL, VA | 26.97 | - |
| 6 | RICHARD, MATT | 16 | GTR GREEN BAY, WI | 27.06 | - |
| 7 | BELANGER, TYLER | 16 | LAKE COUNTY, IL | 27.19 | - |
| 8 | BEAUMIER, BILL | 16 | GTR GREEN BAY, WI | 27.33 | - |
| 9 | DADE, SHAWN | 17 | FRANKFORT Y, KY | 27.36 | - |
| 10 | HAUSLANDEN, DAVID | 18 | M E LYONS YMCA, OH | 27.40 | - |
| 11 | BURSTEIN, SETH | 17 | METUCHEN-EDISON, N | 27.48 | - |
| 12 | WHITE, CHAD | 15 | WEST SHORE YMCA, P | 27.55 | - |
| 13 | DEHNE, ADAM | 15 | GAMBLE-NIPPERT, OH | 27.59 | - |
| 14 | BARTELL, BEN | | SCHROEDER MIL, WI | 27.62 | - |
| 15 | HEATH, ERIC | 16 | CHESHIRE BR, CT | 27.71 | - |
| 16 | KOZYRA, NICK | 16 | METUCHEN-EDISON, N | 27.89 | - |
| 17 | DEAN, JOHN | 16 | RALEIGH, NC | 27.93 | - |
| 18 | WAGNER, JEFF | 17 | FANWOOD/SCOTCH PLN | 28.06 | - |
| 19 | FOSTER, ROBBIE | 17 | FRANKFORT Y, KY | 28.07 | - |
| 19 | MORRISON, JAMIE | 15 | FAIRFIELD YMCA, CT | 28.07 | - |
| 19 | PERKINS, DEREK | 19 | FRANKFORT Y, KY | 28.07 | - |
| 22 | CASTILLO, MATTHEW | 15 | FLUSHING YMCA, NY | 28.12 | - |
| 23 | TOMES, MARTIN | 14 | M E LYONS YMCA, OH | 28.15 | - |
| 24 | PIOWATY, JOHN | 18 | PLAYGROUND AREA, F | 28.16 | - |
| 25 | LANSER, CASEY | 17 | GRAND RAPIDS SE, M | 28.22 | - |
| 26 | THOMPSON, ROBBIE | 16 | CENTRAL KENTUCKY | 28.32 | - |
| 27 | BARFUSS, RICHARD | 17 | SOMERSET HILLS, NJ | 28.33 | - |
| 28 | HUGHES, CHARLIE | 16 | GOLDSBORO YMCA, NC | 28.41 | - |
| 29 | REINIG, CHRIS | 17 | SOMERSET HILLS, NJ | 28.42 | - |
| 30 | YARBROUGH, JUSTIN | 14 | WSTN/CATONSVILLE, M | 28.50 | - |
| 31 | ANDERSSON, TONY | 16 | MARION FAMILY, OH | 28.58 | - |
| 31 | PULSKAMP, BENJAMIN | 15 | SPARTANBURG, SC | 28.58 | - |
| 33 | RAPPERTY, TJ | 16 | BLUE ASH Y, OH | 28.62 | - |
| 34 | WEIMER, BRAXTON | 18 | MONTGOMERY YMCA, A | 28.65 | - |
| 34 | SANDERS, STEPHEN | 14 | RALEIGH, NC | 28.65 | - |
| 36 | WALLACE, TIM | 18 | WSTN/CATONSVILLE, M | 28.70 | - |
| 37 | MONAGHAN, MICHAEL | 17 | SO SHORE QUINCY, MA | 28.71 | - |
| 37 | HOPPE, CHRIS | | SCHROEDER MIL, WI | 28.71 | - |
| 39 | BASEHEART, JOSH | 15 | SCHROEDER MIL, WI | 28.75 | - |
| 40 | PINKSTON, BEN | 16 | SOUTHSIDE VIRGINIA | 28.79 | - |
| 40 | RINEHART, BILLY | 15 | UPPER MONTGOMERY, M | 28.79 | - |
| 42 | MANN, JIM | 17 | INDIANA COUNTY, PA | 28.82 | - |
| 43 | HARVEY, TODD | 18 | REGIONAL FAMILY, P | 28.84 | - |
| 44 | EDWARDS, GLADSTONE | 15 | FLUSHING YMCA, NY | 28.87 | - |
| 45 | BOWMAN, HUGH | 13 | MONTGOMERY YMCA, A | 28.94 | - |
| 45 | SLACK, TIM | 17 | WEST SHORE YMCA, P | 28.94 | - |
| 47 | PELL, DAVID | 17 | SPARTANBURG, SC | 29.02 | - |
| 48 | LANG, ALEX | 18 | RAPPAHANNOCK, VA | 29.03 | - |
| 48 | LAWRENCE, TODD | 14 | COUNTRYSIDE Y, OH | 29.03 | - |
| 50 | HIVELY, NATHAN | 18 | COUNTRYSIDE Y, OH | 29.04 | - |
| 51 | COLLINS, ADAM | 17 | WEST SHORE YMCA, P | 29.09 | - |
| 52 | ALEXANDER, ANDY | 17 | M E LYONS YMCA, OH | 29.12 | - |

1998 NATIONAL YMCA LONG COURSE
SWIMMING CHAMPIONSHIPS

Complete Meet Results-LC Meters

| | | | | | | | | | |
|-----|--------------------|-----------------------|-------|---|--|--------------------|------------------------|---------|-----|
| 53 | LONDONO, LEO | 15 LAKE COUNTY, IL | 29.14 | - | 107 | WHITTEN, JARED | 18 ROWAN COUNTY, NC | 30.56 | - |
| 54 | PENNINGA, A.J. | 17 GRAND RAPIDS SE, M | 29.20 | - | 108 | RICHARDI, ANDREW | 16 MORRIS CENTER, NJ | 30.60 | - |
| 54 | FUNCH, MATT | 16 BLUE ASH Y, OH | 29.20 | - | 109 | PROTAS, JOHN | 14 WEST SHORE YMCA, P | 30.62 | - |
| 56 | SOUCIE, JIM | 15 OLD TOWN-ORONO, ME | 29.24 | - | 110 | MAUE, GEORGE | 14 HAZLETON YMCA, PA | 30.68 | - |
| 57 | HAASE, JASON | 16 SOUTHSIDE VIRGINIA | 29.26 | - | 111 | FEICHTNER, JACK | 15 POWEL CROSLY, OH | 30.69 | - |
| 58 | BARRETT, DEVIN | 15 CHAPEL HL-CARBOR,N | 29.27 | - | 112 | GARBACK, BEN | 14 HARFORD COUNTY, MD | 30.70 | - |
| 59 | BOXER, ERIC | 16 READING/BERKS, PA | 29.31 | - | 113 | POOLE, BRAD | 13 SPARTANBURG, SC | 30.80 | - |
| 59 | ANSON, ROBIE | 17 HUNTINGTON TWP, NY | 29.31 | - | 114 | CHAMBERS, MATTHEW | 13 KISHWAUKEE, IL | 30.86 | - |
| 61 | WILLIAMS, ERIK | 13 GRAND RAPIDS SE, M | 29.33 | - | 115 | NEUBERGER, JOHN | 18 METUCHEN-EDISON, N | 30.90 | - |
| 62 | SWANEY, DWIGHT | 16 HAMILTON AREA, NJ | 29.38 | - | 116 | COSGROVE, BRAD | 18 JOLIET AREA, IL | 30.91 | - |
| 63 | DIEBOLD, RICHARD | 15 PLAYGROUND AREA, F | 29.44 | - | 117 | DIMICHELE, ANDREW | 15 BEVERLY REGION, MA | 30.93 | - |
| 64 | SHOEMAKER, JON | 16 SOMERSET HILLS, NJ | 29.52 | - | 118 | WILLIAMS, PETER | 14 YORK & YORK CO, PA | 30.94 | - |
| 64 | CRANE, JEFF | 16 ROCKY MOUNT FAM, N | 29.52 | - | 119 | RYAN, CHRIS | 18 FAIRFIELD BR, OH | 30.98 | - |
| 66 | LIPSCOMB, KENER | 16 RAPPAHANNOCK, VA | 29.53 | - | 120 | PELL, RICHARD | 13 SPARTANBURG, SC | 31.00 | - |
| 67 | HESS, JOEY | 17 RAPPAHANNOCK, VA | 29.60 | - | 121 | KRAMMES, JOSHUA | 15 READING/BERKS, PA | 31.02 | - |
| 68 | LEONARDI, TIM | 17 WASHINGTON Y, PA | 29.67 | - | 122 | BRUNNER, WILLIAM | 14 PULASKI-HENSEL, VA | 31.05 | - |
| 69 | HIGHAM, LANCE | 16 KISHWAUKEE, IL | 29.69 | - | 123 | NETTLING, BILLY | 14 COUNTRYSIDE Y, OH | 31.07 | - |
| 70 | MORRISON, AARON | 17 COUNTRYSIDE Y, OH | 29.70 | - | 124 | ATKINS, JAY | 15 REGIONAL FAMILY, P | 31.10 | - |
| 71 | JUCHA, BRIAN | 16 WASHINGTON Y, PA | 29.71 | - | 125 | PTAKOWSKI, RICKI | 14 SO CHESTER CTY, PA | 31.12 | - |
| 72 | CULL, MATT | 15 NW DUPAGE YMCA, IL | 29.78 | - | 126 | POLK, WILLIE | 17 BEAVERCREEK Y, OH | 31.15 | - |
| 73 | LAPRINO, MATT | 17 NEW CANAAN, CT | 29.81 | - | 127 | MOONEY, JOE | 16 GAMBLE-NIPPERT, OH | 31.20 | - |
| 73 | GRAVES, WESLEY | 13 NW DUPAGE YMCA, IL | 29.81 | - | 128 | HOWARD, JARED | 15 CENTRAL KENTUCKY | 31.23 | - |
| 73 | MORRISON-MCKELL, T | 16 SO COMM FAM BR, OH | 29.81 | - | 129 | GEHMAN, JORDAN | 15 READING/BERKS, PA | 31.27 | - |
| 76 | HEIDEMANN, ZACH | 15 WSTN/CATONSVILLE,M | 29.82 | - | 130 | YARRINGTON, DANIEL | 15 HAMILTON AREA, NJ | 31.41 | - |
| 77 | TACZAK, DAVID | 17 STEUBENVILLE Y, OH | 29.84 | - | 130 | RENNEKAMP, KEITH | 18 WM & H CLIPPARD, O | 31.41 | - |
| 78 | HUMPHREY, BEN | 14 WINSTON-SALEM, NC | 29.85 | - | 132 | NEAD, KEVIN | 12 COUNTRYSIDE Y, OH | 31.49 | - |
| 79 | DELANEY, BROCK | 16 OAK PARK YMCA, MI | 29.91 | - | 133 | BETZ, BEN | 16 KISHWAUKEE, IL | 31.50 | - |
| 80 | WELSH, BRYAN | 15 HAMILTON AREA, NJ | 29.92 | - | 134 | COLLINS, KEVIN | 13 REGIONAL FAMILY, P | 31.51 | - |
| 80 | CORNELLA, JOE | 17 COUNTRYSIDE Y, OH | 29.92 | - | 135 | RANDALL, JACOB | 13 LIMA FAMILY, OH | 31.52 | - |
| 82 | BARABANOV, DMITRIY | 17 PALISADES MALIBU,C | 29.95 | - | 136 | VANDEBEKEN, TIM | 18 GTR MANCHESTER, NH | 31.83 | - |
| 83 | ALLEN, SCOTT | 17 OLD COLONY, MA | 29.96 | - | 137 | O'LAUGHLIN, ANDREW | 15 TOWSON BRANCH, MD | 32.03 | - |
| 84 | COOPER, DREW | 18 SO CHESTER CTY, PA | 29.97 | - | 138 | RYBERG, RANDY | 16 BEAVERCREEK Y, OH | 32.15 | - |
| 85 | KARELUS, CHRIS | 18 FANWOOD/SCOTCH PLN | 29.99 | - | 139 | HOUCHIN, JOE | 13 RALEIGH, NC | 32.16 | - |
| 86 | HANSBROUGH, ANDY | 15 RAPPAHANNOCK, VA | 30.00 | - | 140 | STONEBURG, CHRIS | 13 JOLIET AREA, IL | 32.37 | - |
| 87 | ROLLINS, JONATHAN | 16 COASTAL GEORGIA,GA | 30.01 | - | 141 | MUELLER, ADAM | 15 HARFORD COUNTY, MD | 32.51 | - |
| 88 | SMITH, REED | 14 SO CHESTER CTY, PA | 30.03 | - | 142 | DELAROSA, RAUL | 17 JOLIET AREA, IL | 32.55 | - |
| 89 | BROPHY, SEAN | 15 FAIRFIELD YMCA, CT | 30.08 | - | 143 | MODIC, AARON | 16 BEAVERCREEK Y, OH | 32.74 | - |
| 90 | SMOLINSKI, PHIL | 17 JOLIET AREA, IL | 30.09 | - | 144 | BEISCHEL, BRYAN | 14 POWEL CROSLY, OH | 32.92 | - |
| 91 | KRING, ADAM | 17 FRANKFORT Y, KY | 30.12 | - | - | JACKSON, WINSTON | 18 WSTN/CATONSVILLE,M | DQ | - |
| 91 | HORRELL, NATHAN | 14 LIGONIER VAL, PA | 30.12 | - | - | SCHOBORG, JIM | 16 GAMBLE-NIPPERT, OH | DQ | - |
| 93 | STUHR, ADAM | 15 LA CROSSE AREA, WI | 30.14 | - | - | PEPE, NICK | 14 SO SHORE QUINCY,MA | DQ | - |
| 94 | WIGLESWORTH, JOSH | 16 FRANKFORT Y, KY | 30.17 | - | ===== | | | | |
| 94 | SCHALMO, ROBERT | 17 MARION FAMILY, OH | 30.17 | - | Event 39 Women 400 R-Free | | | | |
| 96 | MUSHIN, RYAN | 15 STRATFORD YMCA, CT | 30.19 | - | NATIONAL: * 4:00.25 GAMBLE-NIPPERT, OH 08/94 | | | | |
| 97 | LIPPERT, CAMERON | 15 PLAYGROUND AREA, F | 30.20 | - | PL | Name | Team | Finals | Pts |
| 98 | SAJESKE, NICK | 15 AURORA FAMILY, IL | 30.21 | - | ----- | | | | |
| 99 | HEALEY, KIERAN | 15 NW DUPAGE YMCA, IL | 30.29 | - | * Finals | | | | |
| 100 | KUNST, KANE | 15 WILTON FAMILY, CT | 30.30 | - | 1 | Y7125 | SCHROEDER MIL, WI | 4:04.72 | 40 |
| 101 | WOMBLE, HUNTER | 14 CHAPEL HL-CARBOR,N | 30.37 | - | | PETRIC, SARA-14 | ESCHENBURG, KINSEY-18 | | |
| 102 | ROEBUCK, PHILLIP | 12 POWEL CROSLY, OH | 30.39 | - | | KELLEY, HEATHER-17 | STAPLETON, EMILY-15 | | |
| 103 | HITCHCOCK, JIM | 18 WASHINGTON Y, PA | 30.41 | - | | 1:00.82 2:01.43 | 3:04.07 4:04.72 | | |
| 104 | ENGERMAN, JASON | 14 FLUSHING YMCA, NY | 30.42 | - | 2 | Y1025 | WILTON FAMILY, CT | 4:05.49 | 34 |
| 105 | WRIGHT, ERIC | 17 RAPPAHANNOCK, VA | 30.48 | - | | DUDLEY, LAUREN-17 | SCHWANHAUSSER, LORI-14 | | |
| 105 | DANFORTH, MITCH | 13 RALEIGH, NC | 30.48 | - | | | | | |

1998 NATIONAL YMCA LONG COURSE
SWIMMING CHAMPIONSHIPS

Complete Meet Results-LC Meters

| PL | Name | Team | Prelims | Pts |
|----------------|-----------------------|-------------------------|-----------------|-----|
| 3 | Y1843 | NW DUPAGE YMCA, IL | 4:06.11 | 32 |
| | HECKINGER, JESSICA-15 | BEAN, JENNI-16 | | |
| | NICHOLSON, KATIE-15 | SZWEDA, MAUREEN-17 | | |
| | 1:02.54 | 2:02.71 | 3:05.73 4:06.11 | |
| 4 | Y4622 | WILMINGTON FAM, NC | 4:06.58 | 30 |
| | CURRAN, CAROLINE-17 | MURCHISON, SARAH-14 | | |
| | HUGHES, MARGARET-15 | HONMA, KRISTEN-16 | | |
| | 1:00.97 | 2:02.63 | 3:04.24 4:06.58 | |
| 5 | Y4817 | M E LYONS YMCA, OH | 4:07.05 | 28 |
| | KEYES, SARAH-18 | HUIZENGA, KELLY-17 | | |
| | TOMES, MEGAN-13 | MULSHINE, BARB-18 | | |
| | 1:02.42 | 2:05.61 | 3:07.79 4:07.05 | |
| 6 | Y1840 | NAPERVILLE AREA, I | 4:07.32 | 26 |
| | WOYTOWYCH, DEEDEE-16 | WARE, MAGGIE-15 | | |
| | O'FALLON, SARA-17 | BUHRANDT, MOLLY-16 | | |
| | 1:02.09 | 2:03.42 | 3:05.77 4:07.32 | |
| 7 | RALEIGH, NC | RALEIGH, NC | 4:07.93 | 24 |
| | STONE, DANLEY-17 | POLLENZ, JAMIE-17 | | |
| | STOCKS, BAKER-17 | NICHOLS, RUTH-15 | | |
| | 1:01.92 | 2:04.79 | 3:08.11 4:07.93 | |
| 8 | SPARTANBURG, SC | SPARTANBURG, SC | 4:08.33 | 22 |
| | CHAPMAN, JANE-18 | BOURGEOIS, AMANDA-16 | | |
| | HUGHES, MEGHAN-16 | BALLENGER, EMILY-17 | | |
| | 1:01.28 | 2:03.85 | 3:06.80 4:08.33 | |
| * Consolations | | | | |
| 9 | Y5025 | COUNTRYSIDE Y, OH | 4:07.08 | 18 |
| | KEEVER, BRANDY-15 | FRENCH, MEREDITH-14 | | |
| | WRAY, KRISTA-13 | SEVERSON, KATIE-16 | | |
| | 1:01.37 | 2:03.66 | 3:05.92 4:07.08 | |
| 10 | Y5023 | SO COMM FAM BR, OH | 4:07.83 | 14 |
| | FIDEN, SARAH-17 | WOESSNER, SUSAN-17 | | |
| | JONES, KELLY-15 | GEOROFF, ANDREA-15 | | |
| | 1:01.01 | 2:04.65 | 3:08.20 4:07.83 | |
| 11 | Y4815 | GAMBLE-NIPPERT, OH | 4:08.31 | 12 |
| | SANDER, KRISTIN-18 | SANDER, ERIN-15 | | |
| | GRIFFITH, LAUREN-16 | MCHUGH, CAROLYN-15 | | |
| | 1:02.82 | 2:04.91 | 3:07.19 4:08.31 | |
| 12 | Y2583 | ANNE ARUNDEL CO, MD | 4:08.91 | 10 |
| | SCHAPPER, SARAH E.-16 | KAPELEWSKI, CHRISSEY-14 | | |
| | FRYER, KATHRYN-18 | THOMASSON, DIANE-14 | | |
| | 1:01.57 | 2:05.75 | 3:07.39 4:08.91 | |
| 13 | Y4827 | POWEL CROSLEY, OH | 4:10.73 | 8 |
| | REYNOLDS, MICHELLE-15 | HAGEN, KELLY-14 | | |
| | MYERS, HEATHER-18 | WETZEL, MIKALA-18 | | |
| | 1:03.05 | 2:06.58 | 3:08.86 4:10.73 | |
| 14 | Y3031 | GRAND RAPIDS SE, M | 4:11.41 | 6 |
| | HORTON, ALLISON-15 | GRAHAM, LARISA-15 | | |
| | SEXTON, KELLY-16 | PIETRAS, MELISSA-16 | | |
| | 1:03.12 | 2:06.19 | 3:08.89 4:11.41 | |
| 15 | Y3791 | MONTCLAIR YMCA, NJ | 4:13.94 | 4 |
| | ASHENFELTER, LYNNE-15 | FEINTHEL, JACKIE-14 | | |
| | FABIANO, LAURA-13 | DOLANSKY, LISA-17 | | |
| | 1:04.17 | 2:08.95 | 3:14.64 4:13.94 | |
| 16 | Y2957 | BURMINGHAM FAM, MI | 4:13.96 | 2 |
| | BEALS, KIM-15 | KAZNECKI, LAURA-17 | | |
| | MOYER, KATHLEEN-13 | JOHNSON, SARA-16 | | |
| | 1:04.83 | 2:07.30 | 3:12.70 4:13.96 | |
| 1 | Y7125 | SCHROEDER MIL, WI | 4:05.87 | - |
| | PETRIC, SARA-14 | ESCHENBURG, KINSEY-18 | | |
| | KELLEY, HEATHER-17 | STAPLETON, EMILY-15 | | |
| | 1:01.50 | 2:02.68 | 3:04.12 4:05.87 | |
| 2 | Y1025 | WILTON FAMILY, CT | 4:05.90 | - |
| | DUDLEY, LAUREN-17 | SCHWANHAUSSER, LORI-14 | | |
| | MCCONNELL, BARNET-17 | MOFFAT, EMILY-15 | | |
| | 1:01.53 | 2:02.36 | 3:05.05 4:05.90 | |
| 3 | Y4622 | WILMINGTON FAM, NC | 4:06.79 | - |
| | CURRAN, CAROLINE-17 | MURCHISON, SARAH-14 | | |
| | HUGHES, MARGARET-15 | HONMA, KRISTEN-16 | | |
| | 1:00.67 | 2:02.28 | 3:04.03 4:06.79 | |
| 4 | Y4817 | M E LYONS YMCA, OH | 4:07.28 | - |
| | MULSHINE, BARB-18 | KEYES, SARAH-18 | | |
| | TOMES, MEGAN-13 | HUIZENGA, KELLY-17 | | |
| | 1:00.50 | 2:02.80 | 3:05.01 4:07.28 | |
| 5 | RALEIGH, NC | RALEIGH, NC | 4:07.34 | - |
| | STONE, DANLEY-17 | POLLENZ, JAMIE-17 | | |
| | STOCKS, BAKER-17 | NICHOLS, RUTH-15 | | |
| | 1:01.65 | 2:04.44 | 3:07.60 4:07.34 | |
| 6 | Y1840 | NAPERVILLE AREA, I | 4:08.19 | - |
| | O'FALLON, SARA-17 | WARE, MAGGIE-15 | | |
| | WOYTOWYCH, DEEDEE-16 | BUHRANDT, MOLLY-16 | | |
| | 1:02.49 | 2:03.20 | 3:05.58 4:08.19 | |
| 7 | Y1843 | NW DUPAGE YMCA, IL | 4:08.28 | - |
| | HECKINGER, JESSICA-15 | BEAN, JENNI-16 | | |
| | NICHOLSON, KATIE-15 | SZWEDA, MAUREEN-17 | | |
| | 1:02.81 | 2:04.79 | 3:08.41 4:08.28 | |
| 8 | SPARTANBURG, SC | SPARTANBURG, SC | 4:08.85 | - |
| | CHAPMAN, JANE-18 | BOURGEOIS, AMANDA-16 | | |
| | HUGHES, MEGHAN-16 | BALLENGER, EMILY-17 | | |
| | 1:02.11 | 2:04.11 | 3:07.40 4:08.85 | |
| 9 | Y5025 | COUNTRYSIDE Y, OH | 4:09.65 | - |
| | KEEVER, BRANDY-15 | FRENCH, MEREDITH-14 | | |
| | WRAY, KRISTA-13 | SEVERSON, KATIE-16 | | |
| | 1:02.35 | 2:05.04 | 3:07.60 4:09.65 | |
| 10 | Y4827 | POWEL CROSLEY, OH | 4:09.73 | - |
| | REYNOLDS, MICHELLE-15 | HAGEN, KELLY-14 | | |
| | MYERS, HEATHER-18 | WETZEL, MIKALA-18 | | |
| | 1:02.51 | 2:05.60 | 3:07.73 4:09.73 | |
| 11 | Y4815 | GAMBLE-NIPPERT, OH | 4:10.23 | - |
| | SANDER, KRISTIN-18 | SANDER, ERIN-15 | | |
| | GRIFFITH, LAUREN-16 | MCHUGH, CAROLYN-15 | | |
| | 1:02.86 | 2:05.88 | 3:08.94 4:10.23 | |
| 12 | Y5023 | SO COMM FAM BR, OH | 4:10.71 | - |
| | FIDEN, SARAH-17 | WOESSNER, SUSAN-17 | | |

1998 NATIONAL YMCA LONG COURSE
SWIMMING CHAMPIONSHIPS

Complete Meet Results-LC Meters

| | | | |
|---------------------------------|-----------------------------|---------------------------------|-----------------------------|
| JONES, KELLY-15 | GEOROFF, ANDREA-15 | 26 Y1205 | PLAYGROUND AREA, F 4:15.99 |
| 1:01.48 2:05.75 3:09.53 4:10.71 | | NAGY, BETSY-17 | MILLER, MAI LI-16 |
| 13 Y3031 | GRAND RAPIDS SE, M 4:11.67 | RASOR, HEATHER-15 | RASOR, TONYA-16 |
| HORTON, ALLISON-15 | GRAHAM, LARISA-15 | 1:02.41 2:08.48 3:14.10 4:15.99 | |
| SEXTON, KELLY-16 | PIETRAS, MELISSA-16 | 27 Y6795 | ROANOKE CNTRL, VA 4:16.23 |
| 1:03.12 2:06.42 3:09.23 4:11.67 | | MCGUIRE, BERNETTA-14 | RICHARDSON, LACY-12 |
| 14 Y2957 | BIRMINGHAM FAM, MI 4:12.14 | WAGNER, BETH-16 | SPRADLIN, JAMIE-16 |
| BEALS, KIM-15 | KAZNECKI, LAURA-17 | 1:01.51 2:06.46 3:13.93 4:16.23 | |
| MOYER, KATHLEEN-13 | JOHNSON, SARA-16 | 28 Y5967 | UPPER MAIN LINE, PA 4:16.25 |
| 1:04.38 2:06.19 3:11.72 4:12.14 | | NELSON, KATHLEEN-13 | WARRICK, AMANDA-15 |
| 15 Y3791 | MONTCLAIR YMCA, NJ 4:12.68 | EDWARDS, SUSAN-16 | REED, SARAH-15 |
| ASHENFELTER, LYNNE-15 | FEINTHEL, JACKIE-14 | 1:04.50 2:10.54 3:14.27 4:16.25 | |
| FABIANO, LAURA-13 | DOLANSKY, LISA-17 | 29 Y5908 | BOYERTOWN AREA, PA 4:17.01 |
| 1:03.41 2:08.02 3:12.72 4:12.68 | | DOLAN, BECKY-17 | SCHOCK, MARY-17 |
| 16 Y2583 | ANNE ARUNDEL CO, MD 4:13.08 | TIGAR, SARA-17 | KROH, COURTNEY-16 |
| THOMASSON, DIANE-14 | KAPELEWSKI, CHRISSEY-14 | 1:03.67 2:08.12 3:12.43 4:17.01 | |
| FRYER, KATHRYN-18 | SCHAFFER, SARAH E.-16 | 30 Y2365 | CENTRAL KENTUCKY 4:17.09 |
| 1:02.47 2:07.21 3:11.13 4:13.08 | | THOMAS, DEANNE-17 | ALLEN, AMY-14 |
| 17 Y3915 | SOMERSET HILLS, NJ 4:13.59 | GAMBLE, KATHERINE-13 | DUFFY, MEGHAN-16 |
| GALE, ALEXA-16 | SKODA, ALEXIS-15 | 1:04.21 2:08.16 3:13.67 4:17.09 | |
| CHAN, IRENE-16 | SCHEPPKE, KATE-18 | 31 NEW CANAAN, CT | NEW CANAAN, CT 4:17.28 |
| 1:03.37 2:04.18 3:10.89 4:13.59 | | PITTMAN, JENNIFER-13 | CANNELL, DEIRDRE-13 |
| 17 Y3765 | HAMILTON AREA, NJ 4:13.59 | ZAP, ADRIEN-16 | CONDON, MEG-14 |
| SWANEY, ANDREA-14 | WILLIAMS, CHRISTINE-16 | 1:03.83 2:09.27 3:14.80 4:17.28 | |
| PANSINI, CHRISTINA-18 | NEMETH, PAMILLA-17 | 32 Y3783 | METUCHEN-EDISON, N 4:17.80 |
| 1:03.19 2:05.03 3:07.60 4:13.59 | | VASSALLO, KRISTEN-16 | KENNEDY, KENDRA-14 |
| 19 Y4256 | FLUSHING YMCA, NY 4:14.48 | O'CONNOR, JANEEN-17 | SAUMS, PATTY-17 |
| KATZ, LAUREN-15 | MADONIA, REGAN-18 | 1:03.75 2:07.51 3:12.21 4:17.80 | |
| HOWELL O'NEILL, J.-15 | GERBER, STEFANIE-13 | 33 Y6712 | RAPPAHANNOCK, VA 4:17.96 |
| 1:04.92 2:07.47 3:12.39 4:14.48 | | JONES, TAMARA-16 | SASSER, VIRGINIA-13 |
| 20 Y6807 | WAYNESBORO FAM, VA 4:14.51 | HANSBROUGH, MARIE-17 | ATKINSON, MICHELLE-15 |
| GLOVER, BETHANY-15 | KNOPP, LAURA-14 | 1:03.13 2:11.28 3:13.41 4:17.96 | |
| MATTHEWS, MELANIE-17 | SNYDER, AUTUM-16 | 34 Y1005 | HAMDEN/N HAVEN, CT 4:18.98 |
| 1:04.41 2:09.18 3:12.67 4:14.51 | | OTTENBREIT, KELLY-15 | SPATZ, HOLLEN-15 |
| 21 HUNTINGTON, WV | HUNTINGTON, WV 4:14.91 | SKROSKI, NICOLE-15 | ABILDGAARD, CARRIE-16 |
| ANDERSON, ALEXIA-13 | WEBB, MELLISA-14 | 1:03.09 2:08.60 3:13.96 4:18.98 | |
| HEREFORD, SARAH-15 | ANDERSON, KELLEY-14 | 35 BLUE ASH Y, OH | BLUE ASH Y, OH 4:19.16 |
| 1:03.61 2:05.39 3:10.52 4:14.91 | | HUNTEBRINKER, B.-13 | KAIL, MELANIE-18 |
| 22 Y5923 | REGIONAL FAMILY, P 4:15.32 | BUSSE, KATIE-12 | URSINI, JILL-15 |
| BANKOVICH, BETHANY-15 | PRYJMAK, RENAE-14 | 1:06.00 2:10.50 3:15.90 4:19.16 | |
| WEEKS, ABBY-18 | BRUZDA, KATIE-16 | 36 HAGERSTOWN, MD | HAGERSTOWN, MD 4:19.27 |
| 1:03.67 2:08.42 3:13.26 4:15.32 | | CARROLL, EMILY-14 | BOWER, KATHERINE-18 |
| 23 Y0118 | MONTGOMERY YMCA, A 4:15.35 | GRIFFITH, ALLISON-16 | SAPPEY, LISA-15 |
| BURNETT, M.C.-16 | MCCOY, APRIL-14 | 1:02.76 2:07.66 3:16.22 4:19.27 | |
| WHEATLEY, AMY-13 | FIGH, LEIGH-17 | 37 Y5907 | READING/BERKS, PA 4:19.71 |
| 1:03.66 2:07.27 3:12.22 4:15.35 | | STRUNK, DEANNA-14 | BAYLIFF, TORI-14 |
| 24 Y5637 | WEST SHORE YMCA, P 4:15.79 | NEVEL, LAURA-15 | STRUNK, JESSIKA-15 |
| BIANCO, LIANE-13 | FISHER, SARAH-13 | 1:05.72 2:10.36 3:14.02 4:19.71 | |
| GREENAWALT, ANNE-13 | GROVER, MOLLIE-17 | 38 FLINT YMCA, MI | FLINT YMCA, MI 4:20.55 |
| 1:03.74 2:07.65 3:12.69 4:15.79 | | KORSEDAL, LIZ-15 | SHALLA, ELAINE-13 |
| 25 FRANKFORT Y, KY | FRANKFORT Y, KY 4:15.87 | COWAN, SHAWN-12 | COWEN, ABBEY-17 |
| FOSTER, ELIZABETH-14 | LOWE, KRISTEN-15 | 1:05.32 2:10.74 3:15.86 4:20.55 | |
| MCCAULEY, MERDITH-17 | ZERRHUSEN, MEGAN-18 | 39 Y7061 | GTR GREEN BAY, WI 4:20.58 |
| 1:02.80 2:09.84 3:15.47 4:15.87 | | BRAGER, LAURA-15 | WESTPHAL, LINDY-16 |

1998 NATIONAL YMCA LONG COURSE
SWIMMING CHAMPIONSHIPS

Complete Meet Results-LC Meters

| | | | | | |
|---------------------------------|-----------------------------|---------------------------------|------------------------|---------|---|
| MURRAY, ALYSSA-17 | SCHLEIS, ELIZABETH-17 | 53 Y2648 | BEVERLY REGION, MA | 4:26.52 | - |
| 1:03.56 2:10.25 3:16.61 4:20.58 | | BURKE, ERIN-17 | ZARBA, NICOLE-14 | | |
| 40 KISHWAUKEE, IL | KISHWAUKEE, IL 4:21.94 | DICKIE, HANNAH-14 | MCCARTHY, LINDSAY-14 | | |
| KOEPCKE, KIRSTEN-15 | EAMES, LEAH-16 | 1:03.53 2:09.60 3:19.91 4:26.52 | | | |
| LEGER, SIMONE-15 | ROBISON, KATIE-15 | 54 Y2687 | N SUB BOSTON, MA | 4:26.55 | - |
| 1:05.84 2:11.21 3:17.76 4:21.94 | | LOVEJOY, LIZ-13 | ARCHIDIACONO, KELLY-17 | | |
| 41 Y6682 | PIEDMONT FAMILY, V 4:22.06 | MEHRINGER, STACEY-14 | DRISCOLL, KATY-14 | | |
| SIMONS, JORDAN-16 | LEGG, KATE-13 | 1:07.12 2:13.46 3:19.79 4:26.55 | | | |
| MCDONALD, RACHEL-14 | POSPIESZALSKA, M.-13 | 55 Y2901 | GTR WESTFIELD, MA | 4:27.38 | - |
| 1:04.47 2:10.12 3:17.28 4:22.06 | | OLSZEWSKI, CANDICE-16 | PLACZEK, HILARY-18 | | |
| 42 Y1292 | MARION COUNTY, FL 4:22.63 | DESI, MAUREEN-17 | WANDELOSKI, LISA-16 | | |
| MCLAIN, AMBER-18 | PERRY, NATASHA-18 | 1:07.39 2:14.56 3:22.34 4:27.38 | | | |
| DRISCOLL, COURTNEY-16 | HARMS, RACHEL-15 | 56 Y5231 | SO TOLEDO BR, OH | 4:28.18 | - |
| 1:04.95 2:11.93 3:17.50 4:22.63 | | POWELL, ASHLEIGH-13 | ARMSTRONG, JAIMI-17 | | |
| 43 Y0398 | PALISADES MALIBU, C 4:22.79 | WIMMER, JILL-16 | STILES, KATIE-16 | | |
| JOHNSON, LAURA-13 | GABAYAN, SHARON-16 | 1:07.70 2:12.45 3:18.79 4:28.18 | | | |
| OWENS, CAITLIN-13 | DAVIDOFF, CARA-12 | 57 OLEAN YMCA, NY | OLEAN YMCA, NY | 4:28.88 | - |
| 1:04.36 2:11.49 3:17.11 4:22.79 | | HORSLEY, ERIN-15 | MEYERS, AMANDA-15 | | |
| 44 CHESHIRE BR, CT | CHESHIRE BR, CT 4:23.20 | SWEITZER, SARAH-14 | RAIMONDI, JENNY-14 | | |
| SAVEJS, CHRISTINA-15 | MCLELLAN, ASHLEY-13 | 1:08.40 2:16.57 3:23.05 4:28.88 | | | |
| CRAWFORD, JESSICA-16 | FRANCIS, LISA-17 | 58 Y5938 | STATE COLLEGE, PA | 4:29.45 | - |
| 1:05.70 2:12.13 3:18.35 4:23.20 | | WHITTAM, ELIZABETH-15 | CRNIC, ALLISON-15 | | |
| 45 Y6749 | SOUTHSIDE VIRGINIA 4:23.41 | COLE, BECKY-15 | WILD, ERICA-14 | | |
| VINSON, JESSICA-14 | WALTERS, VIRGINIA-14 | 1:06.34 2:14.48 3:23.54 4:29.45 | | | |
| GILL, MEG-13 | ANDREWS, JAMIE-16 | 59 Y5995 | YORK & YORK CO, PA | 4:29.55 | - |
| 1:06.07 2:12.69 3:19.88 4:23.41 | | WILLIAMS, JENNIFER-16 | FENGFISH, SARAH-13 | | |
| 46 Y6765 | PULASKI-HENSEL, VA 4:24.17 | MANN, ALEXA-13 | CROUSE, ERIN-15 | | |
| BAILEY, JOY-16 | GARRATT, BETSY-17 | 1:08.57 2:15.65 3:23.64 4:29.55 | | | |
| HATFIELD, LEXI-15 | MOORE, ANNIE-15 | 60 Y7169 | STEVENS POINT, WI | 4:29.60 | - |
| 1:08.19 2:14.57 3:21.03 4:24.17 | | POTTER, ELIZABETH-15 | MENZEL, JACCI-15 | | |
| 47 DARIEN YMCA, CT | DARIEN YMCA, CT 4:24.19 | BURANT, APRIL-16 | MARTIN, KARA-15 | | |
| BURRUSS, KYLA-14 | CRAUMER, CAITLIN-15 | 1:07.49 2:15.61 3:22.62 4:29.60 | | | |
| GEIMER, LINDSAY-15 | THELIN, TOREY-13 | 61 Y5568 | BRANDYWINE BR, PA | 4:30.01 | - |
| 1:07.35 2:13.70 3:20.56 4:24.19 | | JOHN, KATIE-14 | MCFALLS, MEGAN-13 | | |
| 48 Y4510 | CHAPEL HL-CARBOR, N 4:24.32 | KELLY, KIMBERLY-16 | BARNES, JESSICA-13 | | |
| BEST, KRISTEN-14 | BLASIAK, LEAH-16 | 1:07.44 2:16.16 3:24.05 4:30.01 | | | |
| ALBERT, MANDIE-14 | MILLER, ALYSSA-12 | 62 ANDOVER, MA | ANDOVER, MA | 4:30.27 | - |
| 1:05.97 2:11.55 3:18.64 4:24.32 | | DEMERS, SARAH-12 | HARLOW, LAUREN-13 | | |
| 49 Y3067 | OAK PARK YMCA, MI 4:25.02 | HINDS, HOLLY-13 | SNEDIKER, ASHLEY-13 | | |
| LUCAS, KARA-13 | VOSS, LINDSAY-14 | 1:06.60 2:14.36 3:22.56 4:30.27 | | | |
| MAYERCAK, NIKI-17 | RAPP, EMILY-17 | 63 OLD COLONY, MA | OLD COLONY, MA | 4:30.29 | - |
| 1:05.25 2:10.39 3:14.83 4:25.02 | | BOURDAN, JILLIAN-16 | GINSBURG, ALIZA-15 | | |
| 50 NEWARK YMCA, DE | NEWARK YMCA, DE 4:25.03 | CENTOFANTI, LAURA-17 | LESSARD, LORI-14 | | |
| BAILEY, AMBER-16 | ANDRUSKIEWICZ, AMY-17 | 1:06.11 2:13.86 3:22.13 4:30.29 | | | |
| KUCZMARSKI, KATIE-14 | PLUMMER, MELLISSA-16 | 64 Y7073 | LA CROSSE AREA, WI | 4:30.46 | - |
| 1:05.32 2:12.53 3:20.41 4:25.03 | | BENSON, BRITA-15 | HARRIS, HEATHER-15 | | |
| 51 Y2601 | WSTN/CATONSVILLE, M 4:25.18 | TIERNEY, LIZ-17 | RIBERICH, CHANDRA-16 | | |
| ECKER, LAURA-13 | AUSTIN, JENNIFER-16 | 1:04.32 2:13.34 3:24.18 4:30.46 | | | |
| KUZIEL, SOPHIA-15 | KUZIEL, NINA-13 | 65 Y1551 | AURORA FAMILY, IL | 4:32.52 | - |
| 1:08.03 2:14.36 3:18.07 4:25.18 | | NOWAK, MARY-15 | WANTOCH, HEATHER-17 | | |
| 52 Y7093 | MASISON WEST, WI 4:26.24 | BROMANN, AMY-12 | DUNHAM, MELODY-15 | | |
| LIEBMANN, KATIE-15 | PLESHA, LAURA-13 | 1:04.73 2:12.85 3:24.70 4:32.52 | | | |
| DEVRIES, JULIE-14 | LYNAM, COURTNEY-15 | 66 Y2353 | TRI-CITY FAM, KY | 4:32.64 | - |
| 1:04.37 2:12.04 3:20.94 4:26.24 | | MELVILLE, ERIN-16 | TOMKINS, HOLLY-15 | | |

1998 NATIONAL YMCA LONG COURSE
SWIMMING CHAMPIONSHIPS

Complete Meet Results-LC Meters

| | | | |
|----|-------------------------|-------------------------|-----------------|
| | SNYDER, STEPHANIE-13 | O'GORMAN, EMILY-14 | |
| | 1:07.31 | 2:16.51 | 3:25.87 4:32.64 |
| 67 | Y1561 | OAK PARK YMCA, IL | 4:32.75 - |
| | GLANCY, CRISTIN-15 | BOBLICK, KATE-13 | |
| | MERCER, HILLARY-14 | NORTON, MAGGIE-14 | |
| | 1:07.60 | 2:15.61 | 3:24.75 4:32.75 |
| 68 | Y5035 | DEFIANCE AREA, OH | 4:35.10 - |
| | HASSELSCHWERT, MEGAN-15 | PESSEFALL, ALISHA- | |
| | BALL, JESSICA-15 | NIESE, LEANNE-17 | |
| | 1:06.47 | 2:18.48 | 3:28.26 4:35.10 |
| 69 | Y3586 | GTR MANCHESTER, NH | 4:35.22 - |
| | BERTHELETTE, AMANDA-15 | SARGENT, BRIANNA-18 | |
| | CLAIRBORN, KATY-18 | VANDERBEKEN, KATHRYN-16 | |
| | 1:08.55 | 2:19.19 | 3:28.66 4:35.22 |
| 70 | Y2849 | SO SHORE QUINCY, MA | 4:35.36 - |
| | AHERN, REBECCA-17 | HARKNESS, SARAH-15 | |
| | JOHNSON, ALISSA-14 | MCLAUGHLIN, JULIA-15 | |
| | 1:07.57 | 2:17.79 | 3:26.48 4:35.36 |
| 71 | Y2575 | HARFORD COUNTY, MD | 4:37.29 - |
| | KOPAJTIC, LAUREN-16 | EYLER, KRISTI-15 | |
| | BALAGUER, BETSY-13 | RUBEOR, RENEE-15 | |
| | 1:12.56 | 2:21.83 | 3:30.22 4:37.29 |
| 72 | Y5973 | WASHINGTON Y, PA | 4:38.37 - |
| | MILLER, LAURA-14 | KRETZ, LAUREN-15 | |
| | DOLLARD, TIFFANY-13 | DLUGONSKI, DEE-15 | |
| | 1:12.09 | 2:22.74 | 3:35.74 4:38.37 |
| 73 | Y5265 | BEAVERCREEK Y, OH | 4:40.80 - |
| | FARRA, JESSICA-14 | ERWIN, SARAH-15 | |
| | BUCK, MICHELLE-16 | VOGEL, KAREN-13 | |
| | 1:11.78 | 2:22.85 | 3:33.68 4:40.80 |
| 74 | Y7155 | OSHKOSH COMM, WI | 4:41.12 - |
| | DEMUNCK, SONYA-16 | ALTMANN, JENNIFER-16 | |
| | BRADLEY, SARAH-17 | JANSSEN, ERICA-16 | |
| | 1:10.72 | 2:21.93 | 3:34.39 4:41.12 |

Results are available at:
www.ymca.net/d/10/2.html

1998 NATIONAL YMCA LONG COURSE
SWIMMING CHAMPIONSHIPS

Complete Meet Results-LC Meters

=====
Event 39 Women 400 R-Free
NATIONAL: * 4:00.25 GAMBLE-NIPPERT, OH 08/94

| PL | Name | Team | Finals | Pts |
|----------------|-----------------------|------------------------|---------|-----|
| * Finals | | | | |
| 1 | Y7125 | SCHROEDER MIL, WI | 4:04.72 | 40 |
| | PETRIC, SARA-14 | ESCHENBURG, KINSEY-18 | | |
| | KELLEY, HEATHER-17 | STAPLETON, EMILY-15 | | |
| | 1:00.82 2:01.43 | 3:04.07 4:04.72 | | |
| 2 | Y1025 | WILTON FAMILY, CT | 4:05.49 | 34 |
| | DUDLEY, LAUREN-17 | SCHWANHAUSSER, LORI-14 | | |
| | MCCONNELL, BARNET-17 | MOFFAT, EMILY-15 | | |
| | 1:01.37 2:01.74 | 3:05.18 4:05.49 | | |
| 3 | Y1843 | NW DUPAGE YMCA, IL | 4:06.11 | 32 |
| | HECKINGER, JESSICA-15 | BEAN, JENNI-16 | | |
| | NICHOLSON, KATIE-15 | SZWEDA, MAUREEN-17 | | |
| | 1:02.54 2:02.71 | 3:05.73 4:06.11 | | |
| 4 | Y4622 | WILMINGTON FAM, NC | 4:06.58 | 30 |
| | CURRAN, CAROLINE-17 | MURCHISON, SARAH-14 | | |
| | HUGHES, MARGARET-15 | HONMA, KRISTEN-16 | | |
| | 1:00.97 2:02.63 | 3:04.24 4:06.58 | | |
| 5 | Y4817 | M E LYONS YMCA, OH | 4:07.05 | 28 |
| | KEYES, SARAH-18 | HUIZENGA, KELLY-17 | | |
| | TOMES, MEGAN-13 | MULSHINE, BARB-18 | | |
| | 1:02.42 2:05.61 | 3:07.79 4:07.05 | | |
| 6 | Y1840 | NAPERVILLE AREA, I | 4:07.32 | 26 |
| | WOYTOWYCH, DEEDEE-16 | WARE, MAGGIE-15 | | |
| | O'FALLON, SARA-17 | BUHRANDT, MOLLY-16 | | |
| | 1:02.09 2:03.42 | 3:05.77 4:07.32 | | |
| 7 | RALEIGH, NC | RALEIGH, NC | 4:07.93 | 24 |
| | STONE, DANLEY-17 | POLLENZ, JAMIE-17 | | |
| | STOCKS, BAKER-17 | NICHOLS, RUTH-15 | | |
| | 1:01.92 2:04.79 | 3:08.11 4:07.93 | | |
| 8 | SPARTANBURG, SC | SPARTANBURG, SC | 4:08.33 | 22 |
| | CHAPMAN, JANE-18 | BOURGEOIS, AMANDA-16 | | |
| | HUGHES, MEGHAN-16 | BALLENGER, EMILY-17 | | |
| | 1:01.28 2:03.85 | 3:06.80 4:08.33 | | |
| * Consolations | | | | |
| 9 | Y5025 | COUNTRYSIDE Y, OH | 4:07.08 | 18 |
| | KEEVER, BRANDY-15 | FRENCH, MEREDITH-14 | | |
| | WRAY, KRISTA-13 | SEVERSON, KATIE-16 | | |
| | 1:01.37 2:03.66 | 3:05.92 4:07.08 | | |
| 10 | Y5023 | SO COMM FAM BR, OH | 4:07.83 | 14 |
| | FIDEN, SARAH-17 | WOESSNER, SUSAN-17 | | |
| | JONES, KELLY-15 | GEOROFF, ANDREA-15 | | |
| | 1:01.01 2:04.65 | 3:08.20 4:07.83 | | |
| 11 | Y4815 | GAMBLE-NIPPERT, OH | 4:08.31 | 12 |
| | SANDER, KRISTIN-18 | SANDER, ERIN-15 | | |
| | GRIFFITH, LAUREN-16 | MCHUGH, CAROLYN-15 | | |
| | 1:02.82 2:04.91 | 3:07.19 4:08.31 | | |
| 12 | Y2583 | ANNE ARUNDEL CO, MD | 4:08.91 | 10 |
| | SCHAFFER, SARAH E.-16 | KAPELEWSKI, CHRISSY-14 | | |

| | FRYER, KATHRYN-18 | THOMASSON, DIANE-14 | 1:01.57 2:05.75 | 3:07.39 4:08.91 | |
|-------|-----------------------|------------------------|-----------------|-----------------|--|
| 13 | Y4827 | POWEL CROSLLEY, OH | 4:10.73 | 8 | |
| | REYNOLDS, MICHELLE-15 | HAGEN, KELLY-14 | | | |
| | MYERS, HEATHER-18 | WETZEL, MIKALA-18 | | | |
| | 1:03.05 2:06.58 | 3:08.86 4:10.73 | | | |
| 14 | Y3031 | GRAND RAPIDS SE, M | 4:11.41 | 6 | |
| | HORTON, ALLISON-15 | GRAHAM, LARISA-15 | | | |
| | SEXTON, KELLY-16 | PIETRAS, MELISSA-16 | | | |
| | 1:03.12 2:06.19 | 3:08.89 4:11.41 | | | |
| 15 | Y3791 | MONTCLAIR YMCA, NJ | 4:13.94 | 4 | |
| | ASHENFELTER, LYNNE-15 | FEINTHEL, JACKIE-14 | | | |
| | FABIANO, LAURA-13 | DOLANSKY, LISA-17 | | | |
| | 1:04.17 2:08.95 | 3:14.64 4:13.94 | | | |
| 16 | Y2957 | BURMINGHAM FAM, MI | 4:13.96 | 2 | |
| | BEALS, KIM-15 | KAZNECKI, LAURA-17 | | | |
| | MOYER, KATHLEEN-13 | JOHNSON, SARA-16 | | | |
| | 1:04.83 2:07.30 | 3:12.70 4:13.96 | | | |
| PL | Name | Team | Prelims | Pts | |
| ----- | | | | | |
| 1 | Y7125 | SCHROEDER MIL, WI | 4:05.87 | - | |
| | PETRIC, SARA-14 | ESCHENBURG, KINSEY-18 | | | |
| | KELLEY, HEATHER-17 | STAPLETON, EMILY-15 | | | |
| | 1:01.50 2:02.68 | 3:04.12 4:05.87 | | | |
| 2 | Y1025 | WILTON FAMILY, CT | 4:05.90 | - | |
| | DUDLEY, LAUREN-17 | SCHWANHAUSSER, LORI-14 | | | |
| | MCCONNELL, BARNET-17 | MOFFAT, EMILY-15 | | | |
| | 1:01.53 2:02.36 | 3:05.05 4:05.90 | | | |
| 3 | Y4622 | WILMINGTON FAM, NC | 4:06.79 | - | |
| | CURRAN, CAROLINE-17 | MURCHISON, SARAH-14 | | | |
| | HUGHES, MARGARET-15 | HONMA, KRISTEN-16 | | | |
| | 1:00.67 2:02.28 | 3:04.03 4:06.79 | | | |
| 4 | Y4817 | M E LYONS YMCA, OH | 4:07.28 | - | |
| | MULSHINE, BARB-18 | KEYES, SARAH-18 | | | |
| | TOMES, MEGAN-13 | HUIZENGA, KELLY-17 | | | |
| | 1:00.50 2:02.80 | 3:05.01 4:07.28 | | | |
| 5 | RALEIGH, NC | RALEIGH, NC | 4:07.34 | - | |
| | STONE, DANLEY-17 | POLLENZ, JAMIE-17 | | | |
| | STOCKS, BAKER-17 | NICHOLS, RUTH-15 | | | |
| | 1:01.65 2:04.44 | 3:07.60 4:07.34 | | | |
| 6 | Y1840 | NAPERVILLE AREA, I | 4:08.19 | - | |
| | O'FALLON, SARA-17 | WARE, MAGGIE-15 | | | |
| | WOYTOWYCH, DEEDEE-16 | BUHRANDT, MOLLY-16 | | | |
| | 1:02.49 2:03.20 | 3:05.58 4:08.19 | | | |
| 7 | Y1843 | NW DUPAGE YMCA, IL | 4:08.28 | - | |
| | HECKINGER, JESSICA-15 | BEAN, JENNI-16 | | | |
| | NICHOLSON, KATIE-15 | SZWEDA, MAUREEN-17 | | | |
| | 1:02.81 2:04.79 | 3:08.41 4:08.28 | | | |
| 8 | SPARTANBURG, SC | SPARTANBURG, SC | 4:08.85 | - | |
| | CHAPMAN, JANE-18 | BOURGEOIS, AMANDA-16 | | | |
| | HUGHES, MEGHAN-16 | BALLENGER, EMILY-17 | | | |
| | 1:02.11 2:04.11 | 3:07.40 4:08.85 | | | |
| 9 | Y5025 | COUNTRYSIDE Y, OH | 4:09.65 | - | |

1998 NATIONAL YMCA LONG COURSE
SWIMMING CHAMPIONSHIPS

Complete Meet Results-LC Meters

| | | | | | | | | |
|----|-----------------------|------------------------|----------|---------|-----------------------|-----------------------|---------|---------|
| | KEEVER, BRANDY-15 | FRENCH, MEREDITH-14 | 1:03.67 | 2:08.42 | 3:13.26 | 4:15.32 | | |
| | WRAY, KRISTA-13 | SEVERSON, KATIE-16 | 23 Y0118 | | MONTGOMERY YMCA, A | 4:15.35 | - | |
| | 1:02.35 | 2:05.04 | 3:07.60 | 4:09.65 | | | | |
| 10 | Y4827 | POWEL CROSLLEY, OH | 4:09.73 | | | | | |
| | REYNOLDS, MICHELLE-15 | HAGEN, KELLY-14 | | | BURNETT, M.C.-16 | MCCOY, APRIL-14 | | |
| | MYERS, HEATHER-18 | WETZEL, MIKALA-18 | | | WHEATLEY, AMY-13 | FIGH, LEIGH-17 | | |
| | 1:02.51 | 2:05.60 | 3:07.73 | 4:09.73 | 1:03.66 | 2:07.27 | 3:12.22 | 4:15.35 |
| 11 | Y4815 | GAMBLE-NIPPERT, OH | 4:10.23 | | 24 Y5637 | WEST SHORE YMCA, P | 4:15.79 | - |
| | SANDER, KRISTIN-18 | SANDER, ERIN-15 | | | BIANCO, LIANE-13 | FISHER, SARAH-13 | | |
| | GRIFFITH, LAUREN-16 | MCHUGH, CAROLYN-15 | | | GREENAWALT, ANNE-13 | GROVER, MOLLIE-17 | | |
| | 1:02.86 | 2:05.88 | 3:08.94 | 4:10.23 | 1:03.74 | 2:07.65 | 3:12.69 | 4:15.79 |
| 12 | Y5023 | SO COMM FAM BR, OH | 4:10.71 | | 25 FRANKFORT Y, KY | FRANKFORT Y, KY | 4:15.87 | - |
| | FIDEN, SARAH-17 | WOESSNER, SUSAN-17 | | | FOSTER, ELIZABETH-14 | LOWE, KRISTEN-15 | | |
| | JONES, KELLY-15 | GEOROFF, ANDREA-15 | | | MCCAULEY, MEREDITH-17 | ZERHUSEN, MEGAN-18 | | |
| | 1:01.48 | 2:05.75 | 3:09.53 | 4:10.71 | 1:02.80 | 2:09.84 | 3:15.47 | 4:15.87 |
| 13 | Y3031 | GRAND RAPIDS SE, M | 4:11.67 | | 26 Y1205 | PLAYGROUND AREA, F | 4:15.99 | - |
| | HORTON, ALLISON-15 | GRAHAM, LARISA-15 | | | NAGY, BETSY-17 | MILLER, MAI LI-16 | | |
| | SEXTON, KELLY-16 | PIETRAS, MELISSA-16 | | | RASOR, HEATHER-15 | RASOR, TONYA-16 | | |
| | 1:03.12 | 2:06.42 | 3:09.23 | 4:11.67 | 1:02.41 | 2:08.48 | 3:14.10 | 4:15.99 |
| 14 | Y2957 | BIRMINGHAM FAM, MI | 4:12.14 | | 27 Y6795 | ROANOKE CNTRL, VA | 4:16.23 | - |
| | BEALS, KIM-15 | KAZNECKI, LAURA-17 | | | MCGUIRE, BERNETTA-14 | RICHARDSON, LACY-12 | | |
| | MOYER, KATHLEEN-13 | JOHNSON, SARA-16 | | | WAGNER, BETH-16 | SPRADLIN, JAMIE-16 | | |
| | 1:04.38 | 2:06.19 | 3:11.72 | 4:12.14 | 1:01.51 | 2:06.46 | 3:13.93 | 4:16.23 |
| 15 | Y3791 | MONTCLAIR YMCA, NJ | 4:12.68 | | 28 Y5967 | UPPER MAIN LINE, PA | 4:16.25 | - |
| | ASHENFELTER, LYNNE-15 | FEINTHEL, JACKIE-14 | | | NELSON, KATHLEEN-13 | WARRICK, AMANDA-15 | | |
| | FABIANO, LAURA-13 | DOLANSKY, LISA-17 | | | EDWARDS, SUSAN-16 | REED, SARAH-15 | | |
| | 1:03.41 | 2:08.02 | 3:12.72 | 4:12.68 | 1:04.50 | 2:10.54 | 3:14.27 | 4:16.25 |
| 16 | Y2583 | ANNE ARUNDEL CO, MD | 4:13.08 | | 29 Y5908 | BOYERTOWN AREA, PA | 4:17.01 | - |
| | THOMASSON, DIANE-14 | KAPELEWSKI, CHRISSY-14 | | | DOLAN, BECKY-17 | SCHOCK, MARY-17 | | |
| | FRYER, KATHRYN-18 | SCHAFFER, SARAH E.-16 | | | TIGAR, SARA-17 | KROH, COURTNEY-16 | | |
| | 1:02.47 | 2:07.21 | 3:11.13 | 4:13.08 | 1:03.67 | 2:08.12 | 3:12.43 | 4:17.01 |
| 17 | Y3915 | SOMERSET HILLS, NJ | 4:13.59 | | 30 Y2365 | CENTRAL KENTUCKY | 4:17.09 | - |
| | GALE, ALEXA-16 | SKODA, ALEXIS-15 | | | THOMAS, DEANNE-17 | ALLEN, AMY-14 | | |
| | CHAN, IRENE-16 | SCHEPPKE, KATE-18 | | | GAMBLE, KATHERINE-13 | DUFFY, MEGHAN-16 | | |
| | 1:03.37 | 2:04.18 | 3:10.89 | 4:13.59 | 1:04.21 | 2:08.16 | 3:13.67 | 4:17.09 |
| 17 | Y3765 | HAMILTON AREA, NJ | 4:13.59 | | 31 NEW CANAAN, CT | NEW CANAAN, CT | 4:17.28 | - |
| | SWANEY, ANDREA-14 | WILLIAMS, CHRISTINE-16 | | | PITTMAN, JENNIFER-13 | CANNELL, DEIRDRE-13 | | |
| | PANSINI, CHRISTINA-18 | NEMETH, PAMILLA-17 | | | ZAP, ADRIEN-16 | CONDON, MEG-14 | | |
| | 1:03.19 | 2:05.03 | 3:07.60 | 4:13.59 | 1:03.83 | 2:09.27 | 3:14.80 | 4:17.28 |
| 19 | Y4256 | FLUSHING YMCA, NY | 4:14.48 | | 32 Y3783 | METUCHEN-EDISON, N | 4:17.80 | - |
| | KATZ, LAUREN-15 | MADONIA, REGAN-18 | | | VASSALLO, KRISTEN-16 | KENNEDY, KENDRA-14 | | |
| | HOWELL O'NEILL, J.-15 | GERBER, STEFANIE-13 | | | O'CONNOR, JANEEN-17 | SAUMS, PATTY-17 | | |
| | 1:04.92 | 2:07.47 | 3:12.39 | 4:14.48 | 1:03.75 | 2:07.51 | 3:12.21 | 4:17.80 |
| 20 | Y6807 | WAYNESBORO FAM, VA | 4:14.51 | | 33 Y6712 | RAPPAHANNOCK, VA | 4:17.96 | - |
| | GLOVER, BETHANY-15 | KNOPP, LAURA-14 | | | JONES, TAMARA-16 | SASSER, VIRGINIA-13 | | |
| | MATTHEWS, MELANIE-17 | SNYDER, AUTUM-16 | | | HANSBROUGH, MARIE-17 | ATKINSON, MICHELLE-15 | | |
| | 1:04.41 | 2:09.18 | 3:12.67 | 4:14.51 | 1:03.13 | 2:11.28 | 3:13.41 | 4:17.96 |
| 21 | HUNTINGTON, WV | HUNTINGTON, WV | 4:14.91 | | 34 Y1005 | HAMDEN/N HAVEN, CT | 4:18.98 | - |
| | ANDERSON, ALEXIA-13 | WEBB, MELLISA-14 | | | OTTENBREIT, KELLY-15 | SPATZ, HOLLEN-15 | | |
| | HEREFORD, SARAH-15 | ANDERSON, KELLEY-14 | | | SKROSKI, NICOLE-15 | ABILDGAARD, CARRIE-16 | | |
| | 1:03.61 | 2:05.39 | 3:10.52 | 4:14.91 | 1:03.09 | 2:08.60 | 3:13.96 | 4:18.98 |
| 22 | Y5923 | REGIONAL FAMILY, P | 4:15.32 | | 35 BLUE ASH Y, OH | BLUE ASH Y, OH | 4:19.16 | - |
| | BANKOVICH, BETHANY-15 | PRYJMAK, RENAE-14 | | | HUNTEBRINKER, B.-13 | KAIL, MELANIE-18 | | |
| | WEEKS, ABBY-18 | BRUZDA, KATIE-16 | | | BUSSE, KATIE-12 | URSINI, JILL-15 | | |
| | | | | | 1:06.00 | 2:10.50 | 3:15.90 | 4:19.16 |
| | | | | | 36 HAGERSTOWN, MD | HAGERSTOWN, MD | 4:19.27 | - |

1998 NATIONAL YMCA LONG COURSE
SWIMMING CHAMPIONSHIPS

Complete Meet Results-LC Meters

| | | | | | | | |
|--------------------|-----------------------|------------------------|--------------------|-----------------|---------|---------|---|
| | CARROLL, EMILY-14 | BOWER, KATHERINE-18 | 1:05.25 | 2:10.39 | 3:14.83 | 4:25.02 | |
| | GRIFFITH, ALLISON-16 | SAPPEY, LISA-15 | 50 NEWARK YMCA, DE | NEWARK YMCA, DE | | 4:25.03 | - |
| | 1:02.76 | 2:07.66 | 3:16.22 | 4:19.27 | | | |
| 37 Y5907 | READING/BERKS, PA | 4:19.71 | - | | | | |
| | STRUNK, DEANNA-14 | BAYLIFF, TORI-14 | | | | | |
| | NEVEL, LAURA-15 | STRUNK, JESSIKA-15 | | | | | |
| | 1:05.72 | 2:10.36 | 3:14.02 | 4:19.71 | | | |
| 38 FLINT YMCA, MI | FLINT YMCA, MI | 4:20.55 | - | | | | |
| | KORSEDAL, LIZ-15 | SHALLA, ELAINE-13 | | | | | |
| | COWAN, SHAWN-12 | COWEN, ABBEY-17 | | | | | |
| | 1:05.32 | 2:10.74 | 3:15.86 | 4:20.55 | | | |
| 39 Y7061 | GTR GREEN BAY, WI | 4:20.58 | - | | | | |
| | BRAGER, LAURA-15 | WESTPHAL, LINDY-16 | | | | | |
| | MURRAY, ALYSSA-17 | SCHLEIS, ELIZABETH-17 | | | | | |
| | 1:03.56 | 2:10.25 | 3:16.61 | 4:20.58 | | | |
| 40 KISHWAUKEE, IL | KISHWAUKEE, IL | 4:21.94 | - | | | | |
| | KOEPCKE, KIRSTEN-15 | EAMES, LEAH-16 | | | | | |
| | LEGER, SIMONE-15 | ROBISON, KATIE-15 | | | | | |
| | 1:05.84 | 2:11.21 | 3:17.76 | 4:21.94 | | | |
| 41 Y6682 | PIEDMONT FAMILY, V | 4:22.06 | - | | | | |
| | SIMONS, JORDAN-16 | LEGG, KATE-13 | | | | | |
| | MCDONALD, RACHEL-14 | POSPIESZALSKA, M.-13 | | | | | |
| | 1:04.47 | 2:10.12 | 3:17.28 | 4:22.06 | | | |
| 42 Y1292 | MARION COUNTY, FL | 4:22.63 | - | | | | |
| | MCLAIN, AMBER-18 | PERRY, NATASHA-18 | | | | | |
| | DRISCOLL, COURTNEY-16 | HARMS, RACHEL-15 | | | | | |
| | 1:04.95 | 2:11.93 | 3:17.50 | 4:22.63 | | | |
| 43 Y0398 | PALISADES MALIBU, C | 4:22.79 | - | | | | |
| | JOHNSON, LAURA-13 | GABAYAN, SHARON-16 | | | | | |
| | OWENS, CAITLIN-13 | DAVIDOFF, CARA-12 | | | | | |
| | 1:04.36 | 2:11.49 | 3:17.11 | 4:22.79 | | | |
| 44 CHESHIRE BR, CT | CHESHIRE BR, CT | 4:23.20 | - | | | | |
| | SAVEJS, CHRISTINA-15 | MCLELLAN, ASHLEY-13 | | | | | |
| | CRAWFORD, JESSICA-16 | FRANCIS, LISA-17 | | | | | |
| | 1:05.70 | 2:12.13 | 3:18.35 | 4:23.20 | | | |
| 45 Y6749 | SOUTHSIDE VIRGINIA | 4:23.41 | - | | | | |
| | VINSON, JESSICA-14 | WALTERS, VIRGINIA-14 | | | | | |
| | GILL, MEG-13 | ANDREWS, JAMIE-16 | | | | | |
| | 1:06.07 | 2:12.69 | 3:19.88 | 4:23.41 | | | |
| 46 Y6765 | PULASKI-HENSEL, VA | 4:24.17 | - | | | | |
| | BAILEY, JOY-16 | GARRATT, BETSY-17 | | | | | |
| | HATFIELD, LEXI-15 | MOORE, ANNIE-15 | | | | | |
| | 1:08.19 | 2:14.57 | 3:21.03 | 4:24.17 | | | |
| 47 DARIEN YMCA, CT | DARIEN YMCA, CT | 4:24.19 | - | | | | |
| | BURRUSS, KYLA-14 | CRAUMER, CAITLIN-15 | | | | | |
| | GEIMER, LINDSAY-15 | THELIN, TOREY-13 | | | | | |
| | 1:07.35 | 2:13.70 | 3:20.56 | 4:24.19 | | | |
| 48 Y4510 | CHAPEL HL-CARBOR, N | 4:24.32 | - | | | | |
| | BEST, KRISTEN-14 | BLASIAK, LEAH-16 | | | | | |
| | ALBERT, MANDIE-14 | MILLER, ALYSSA-12 | | | | | |
| | 1:05.97 | 2:11.55 | 3:18.64 | 4:24.32 | | | |
| 49 Y3067 | OAK PARK YMCA, MI | 4:25.02 | - | | | | |
| | LUCAS, KARA-13 | VOSS, LINDSAY-14 | | | | | |
| | MAYERCAK, NIKI-17 | RAPP, EMILY-17 | | | | | |
| | 1:05.32 | 2:12.53 | 3:20.41 | 4:25.03 | | | |
| 50 NEWARK YMCA, DE | NEWARK YMCA, DE | 4:25.03 | - | | | | |
| | BAILEY, AMBER-16 | ANDRUSKIEWICZ, AMY-17 | | | | | |
| | KUCZMARSKI, KATIE-14 | PLUMMER, MELLISSA-16 | | | | | |
| | 1:05.32 | 2:12.53 | 3:20.41 | 4:25.03 | | | |
| 51 Y2601 | WSTN/CATONSVILLE, M | 4:25.18 | - | | | | |
| | ECKER, LAURA-13 | AUSTIN, JENNIFER-16 | | | | | |
| | KUZIEL, SOPHIA-15 | KUZIEL, NINA-13 | | | | | |
| | 1:08.03 | 2:14.36 | 3:18.07 | 4:25.18 | | | |
| 52 Y7093 | MASISON WEST, WI | 4:26.24 | - | | | | |
| | LIEBMANN, KATIE-15 | PLESHA, LAURA-13 | | | | | |
| | DEVRIES, JULIE-14 | LYNAM, COURTNEY-15 | | | | | |
| | 1:04.37 | 2:12.04 | 3:20.94 | 4:26.24 | | | |
| 53 Y2648 | BEVERLY REGION, MA | 4:26.52 | - | | | | |
| | BURKE, ERIN-17 | ZARBA, NICOLE-14 | | | | | |
| | DICKIE, HANNAH-14 | MCCARTHY, LINDSAY-14 | | | | | |
| | 1:03.53 | 2:09.60 | 3:19.91 | 4:26.52 | | | |
| 54 Y2687 | N SUB BOSTON, MA | 4:26.55 | - | | | | |
| | LOVEJOY, LIZ-13 | ARCHIDIACONO, KELLY-17 | | | | | |
| | MEHRINGER, STACEY-14 | DRISCOLL, KATY-14 | | | | | |
| | 1:07.12 | 2:13.46 | 3:19.79 | 4:26.55 | | | |
| 55 Y2901 | GTR WESTFIELD, MA | 4:27.38 | - | | | | |
| | OLSZEWSKI, CANDICE-16 | PLACZEK, HILARY-18 | | | | | |
| | DESI, MAUREEN-17 | WANDELOSKI, LISA-16 | | | | | |
| | 1:07.39 | 2:14.56 | 3:22.34 | 4:27.38 | | | |
| 56 Y5231 | SO TOLEDO BR, OH | 4:28.18 | - | | | | |
| | POWELL, ASHLEIGH-13 | ARMSTRONG, JAIMI-17 | | | | | |
| | WIMMER, JILL-16 | STILES, KATIE-16 | | | | | |
| | 1:07.70 | 2:12.45 | 3:18.79 | 4:28.18 | | | |
| 57 OLEAN YMCA, NY | OLEAN YMCA, NY | 4:28.88 | - | | | | |
| | HORSLEY, ERIN-15 | MEYERS, AMANDA-15 | | | | | |
| | SWEITZER, SARAH-14 | RAIMONDI, JENNY-14 | | | | | |
| | 1:08.40 | 2:16.57 | 3:23.05 | 4:28.88 | | | |
| 58 Y5938 | STATE COLLEGE, PA | 4:29.45 | - | | | | |
| | WHITTAM, ELIZABETH-15 | CRNIC, ALLISON-15 | | | | | |
| | COLE, BECKY-15 | WILD, ERICA-14 | | | | | |
| | 1:06.34 | 2:14.48 | 3:23.54 | 4:29.45 | | | |
| 59 Y5995 | YORK & YORK CO, PA | 4:29.55 | - | | | | |
| | WILLIAMS, JENNIFER-16 | FENGFISH, SARAH-13 | | | | | |
| | MANN, ALEXA-13 | CROUSE, ERIN-15 | | | | | |
| | 1:08.57 | 2:15.65 | 3:23.64 | 4:29.55 | | | |
| 60 Y7169 | STEVENS POINT, WI | 4:29.60 | - | | | | |
| | POTTER, ELIZABETH-15 | MENZEL, JACCI-15 | | | | | |
| | BURANT, APRIL-16 | MARTIN, KARA-15 | | | | | |
| | 1:07.49 | 2:15.61 | 3:22.62 | 4:29.60 | | | |
| 61 Y5568 | BRANDYWINE BR, PA | 4:30.01 | - | | | | |
| | JOHN, KATIE-14 | MCFALLS, MEGAN-13 | | | | | |
| | KELLY, KIMBERLY-16 | BARNES, JESSICA-13 | | | | | |
| | 1:07.44 | 2:16.16 | 3:24.05 | 4:30.01 | | | |
| 62 ANDOVER, MA | ANDOVER, MA | 4:30.27 | - | | | | |
| | DEMERS, SARAH-12 | HARLOW, LAUREN-13 | | | | | |
| | HINDS, HOLLY-13 | SNEDIKER, ASHLEY-13 | | | | | |
| | 1:06.60 | 2:14.36 | 3:22.56 | 4:30.27 | | | |
| 63 OLD COLONY, MA | OLD COLONY, MA | 4:30.29 | - | | | | |

1998 NATIONAL YMCA LONG COURSE
SWIMMING CHAMPIONSHIPS

Complete Meet Results-LC Meters

| | | | |
|-------------------------|-----------------------------|---------|---------|
| BOURDAN, JILLIAN-16 | GINSBURG, ALIZA-15 | | |
| CENTOFANTI, LAURA-17 | LESSARD, LORI-14 | | |
| 1:06.11 | 2:13.86 | 3:22.13 | 4:30.29 |
| 64 Y7073 | LA CROSSE AREA, WI 4:30.46 | | |
| BENSON, BRITA-15 | HARRIS, HEATHER-15 | | |
| TIERNEY, LIZ-17 | RIBERICH, CHANDRA-16 | | |
| 1:04.32 | 2:13.34 | 3:24.18 | 4:30.46 |
| 65 Y1551 | AURORA FAMILY, IL 4:32.52 | | |
| NOWAK, MARY-15 | WANTOCH, HEATHER-17 | | |
| BROMANN, AMY-12 | DUNHAM, MELODY-15 | | |
| 1:04.73 | 2:12.85 | 3:24.70 | 4:32.52 |
| 66 Y2353 | TRI-CITY FAM, KY 4:32.64 | | |
| MELVILLE, ERIN-16 | TOMKINS, HOLLY-15 | | |
| SNYDER, STEPHANIE-13 | O'GORMAN, EMILY-14 | | |
| 1:07.31 | 2:16.51 | 3:25.87 | 4:32.64 |
| 67 Y1561 | OAK PARK YMCA, IL 4:32.75 | | |
| GLANCY, CRISTIN-15 | BOBLICK, KATE-13 | | |
| MERCER, HILLARY-14 | NORTON, MAGGIE-14 | | |
| 1:07.60 | 2:15.61 | 3:24.75 | 4:32.75 |
| 68 Y5035 | DEFIANCE AREA, OH 4:35.10 | | |
| HASSELSCHWERT, MEGAN-15 | PESSEFALL, ALISHA- | | |
| BALL, JESSICA-15 | NIESE, LEANNE-17 | | |
| 1:06.47 | 2:18.48 | 3:28.26 | 4:35.10 |
| 69 Y3586 | GTR MANCHESTER, NH 4:35.22 | | |
| BERTHELETTE, AMANDA-15 | SARGENT, BRIANNA-18 | | |
| CLAIRBORN, KATY-18 | VANDERBEKEN, KATHRYN-16 | | |
| 1:08.55 | 2:19.19 | 3:28.66 | 4:35.22 |
| 70 Y2849 | SO SHORE QUINCY, MA 4:35.36 | | |
| AHERN, REBECCA-17 | HARKNESS, SARAH-15 | | |
| JOHNSON, ALISSA-14 | MCLAUGHLIN, JULIA-15 | | |
| 1:07.57 | 2:17.79 | 3:26.48 | 4:35.36 |
| 71 Y2575 | HARFORD COUNTY, MD 4:37.29 | | |
| KOAJTIC, LAUREN-16 | EYLER, KRISTI-15 | | |
| BALAGUER, BETSY-13 | RUBEOR, RENEE-15 | | |
| 1:12.56 | 2:21.83 | 3:30.22 | 4:37.29 |
| 72 Y5973 | WASHINGTON Y, PA 4:38.37 | | |
| MILLER, LAURA-14 | KRETZ, LAUREN-15 | | |
| DOLLARD, TIFFANY-13 | DLUGONSKI, DEE-15 | | |
| 1:12.09 | 2:22.74 | 3:35.74 | 4:38.37 |
| 73 Y5265 | BEAVERCREEK Y, OH 4:40.80 | | |
| FARRA, JESSICA-14 | ERWIN, SARAH-15 | | |
| BUCK, MICHELLE-16 | VOGEL, KAREN-13 | | |
| 1:11.78 | 2:22.85 | 3:33.68 | 4:40.80 |
| 74 Y7155 | OSHKOSH COMM, WI 4:41.12 | | |
| DEMUNCK, SONYA-16 | ALTMANN, JENNIFER-16 | | |
| BRADLEY, SARAH-17 | JANSSSEN, ERICA-16 | | |
| 1:10.72 | 2:21.93 | 3:34.39 | 4:41.12 |

| | | | | |
|----------------|----------------------|----------------------|---------|---------|
| ===== | | | | |
| Event 40 | Men 400 R-Free | | | |
| NATIONAL: | * 3:34.54 | ANN ARBOR, MI | 08/96 | |
| PL | Name | Team | Finals | Pts |
| ----- | | | | |
| * Finals | | | | |
| 1 | Y4817 | M E LYONS YMCA, OH | 3:40.03 | 40 |
| | RUSSO, WILL-18 | MURPHY, TIM-18 | | |
| | HAUSLANDEN, DAVID-18 | WERA, TIM-16 | | |
| | 26.86 | 56.14 | 1:21.89 | 1:51.23 |
| | 2:16.86 | 2:45.41 | 3:11.09 | 3:40.03 |
| 2 | Y4815 | GAMBLE-NIPPERT, OH | 3:40.41 | 34 |
| | LYNCH, ADAM-18 | RE, JOE-16 | | |
| | ENSE, MATT-18 | RANSENBERG, SCOTT-16 | | |
| | 26.79 | 55.09 | 1:21.41 | 1:50.30 |
| | 2:16.30 | 2:46.03 | 3:11.66 | 3:40.41 |
| 3 | Y1843 | NW DUPAGE YMCA, IL | 3:40.59 | 32 |
| | OLSZEWSKI, CHRIS-17 | GRAVES, JAMES-16 | | |
| | COLLINS, MIKE-16 | WUENSCH, AARON-14 | | |
| | 26.23 | 55.62 | 1:21.73 | 1:51.37 |
| | 2:17.20 | 2:46.99 | 3:12.42 | 3:40.59 |
| 4 | Y5023 | SO COMM FAM BR, OH | 3:42.58 | 30 |
| | BROWN, RYAN-18 | NICHOLAS, BRIAN-16 | | |
| | FIDEN, DREW-18 | GROSS, MICHAEL-18 | | |
| | 27.22 | 57.07 | 1:23.56 | 1:53.00 |
| | 2:19.10 | 2:48.13 | 3:13.73 | 3:42.58 |
| 5 | Y4827 | POWEL CROSLY, OH | 3:43.76 | 28 |
| | JANSZEN, DAVID-14 | JANSZEN, JOHN-16 | | |
| | ROGERS, KEVIN-15 | HOSTERMAN, PHIL-18 | | |
| | 27.12 | 56.30 | 1:23.07 | 1:52.20 |
| | 2:18.89 | 2:48.63 | 3:14.47 | 3:43.76 |
| 6 | RALEIGH, NC | RALEIGH, NC | 3:43.87 | 26 |
| | PERRY, WARREN-17 | DEAN, JOHN-16 | | |
| | MILLS, JON-16 | BAICY, JOE-18 | | |
| | 26.56 | 56.51 | 1:22.91 | 1:53.23 |
| | 2:19.40 | 2:49.20 | 3:14.78 | 3:43.87 |
| 7 | Y7125 | SCHROEDER MIL, WI | 3:44.08 | 24 |
| | PETRIC, STEVEN-16 | BARTELL, BEN- | | |
| | BASEHEART, JOSH-15 | CROW, TRAVIS-18 | | |
| | 26.51 | 57.28 | 1:22.93 | 1:52.83 |
| | 2:18.71 | 2:48.61 | 3:14.17 | 3:44.08 |
| 8 | Y6682 | PIEDMONT FAMILY, V | 3:52.40 | 22 |
| | ALLISON, NEVILLE-17 | CRADDOCK, BRIAN-14 | | |
| | CRAIG, JEREMY-15 | MULDER, DERRICK-15 | | |
| | 27.07 | 56.57 | 1:24.09 | 1:55.70 |
| | 2:22.84 | 2:54.54 | 3:21.53 | 3:52.40 |
| * Consolations | | | | |
| 9 | GTR HOLYOKE, MA | GTR HOLYOKE, MA | 3:43.78 | 18 |
| | MUSIAK, MATTHEW-16 | KILRAIN, BRENDAN-18 | | |
| | REED, KYLE-15 | TILLMAN, JEREMY-15 | | |
| | 26.01 | 54.86 | 1:21.39 | 1:51.27 |
| | 2:19.23 | 2:50.47 | 3:15.93 | 3:43.78 |
| 10 | FRANKFORT Y, KY | FRANKFORT Y, KY | 3:45.17 | 14 |
| | FOSTER, ROBBIE-17 | PERKINS, DEREK-19 | | |

Results are available at:
www.ymca.net/d/10/2.html

1998 NATIONAL YMCA LONG COURSE
SWIMMING CHAMPIONSHIPS

Complete Meet Results-LC Meters

| PL | Name | Team | Prelims | Pts |
|----|---------------------------------|-----------------------|-----------------------------|-----|
| 11 | DADE, SHAWN-17 | DUNN, JARED-17 | 27.25 56.18 1:23.08 1:52.77 | |
| | 2:19.69 2:49.42 3:15.94 3:45.17 | | | |
| 11 | Y3031 | GRAND RAPIDS SE, M | 3:45.45 | 12 |
| | PENNINGA, A.J.-17 | LANSER, CASEY-17 | | |
| | GUSTAFSON, MIKE-15 | WEIR, SCOTT-15 | | |
| | 27.70 57.39 1:23.15 1:53.74 | | | |
| | 2:20.96 2:51.19 3:17.74 3:45.45 | | | |
| 12 | Y4256 | FLUSHING YMCA, NY | 3:45.63 | 10 |
| | MAMMANO, JOE-15 | CASTILLO, MATTHEW-15 | | |
| | DELLAGIOVANNA, B.-16 | MARK, DOUGLAS-17 | | |
| | 27.74 56.64 1:23.08 1:51.93 | | | |
| | 2:18.30 2:48.40 3:15.65 3:45.63 | | | |
| 13 | Y3915 | SOMERSET HILLS, NJ | 3:45.74 | 8 |
| | BARFUSS, RICHARD-17 | REINIG, CHRIS-17 | | |
| | EDELL, STEVE-17 | ARMSTRONG, SCOTT-18 | | |
| | 26.71 56.43 1:23.04 1:53.47 | | | |
| | 2:20.71 2:51.09 3:16.46 3:45.74 | | | |
| 14 | Y3791 | MONTCLAIR YMCA, NJ | 3:46.20 | 6 |
| | D'AMORE, CARL-17 | LAZZARA, LARRY-17 | | |
| | ZICCARDI, ANDREW-14 | KRATSON, MARK-21 | | |
| | 26.84 56.59 1:23.33 1:53.50 | | | |
| | 2:20.27 2:50.03 3:16.77 3:46.20 | | | |
| 15 | BLUE ASH Y, OH | BLUE ASH Y, OH | 3:48.77 | 4 |
| | NEUBAUER, IAN-17 | RAFFERTY, TJ-16 | | |
| | LEASSNER, MAX-15 | PIERCE, BRANDON-16 | | |
| | 26.96 57.43 1:24.12 1:54.30 | | | |
| | 2:22.25 2:52.83 3:18.83 3:48.77 | | | |
| 16 | Y6795 | ROANOKE CNTRL, VA | 3:48.94 | 2 |
| | GUSTAFSON, ADAM-17 | HUNTER, CHARLIE-16 | | |
| | SZABO, DAVID-16 | SMITH, MATT A-16 | | |
| | 26.75 56.70 1:23.92 1:54.31 | | | |
| | 2:21.52 2:51.81 3:18.81 3:48.94 | | | |
| 6 | Y4827 | BARTELL, BEN- | 56.79 1:52.10 | |
| | JANSZEN, DAVID-14 | BASEHEART, JOSH-15 | 2:48.21 3:44.08 | |
| | ROGERS, KEVIN-15 | POWEL CROSLLEY, OH | 3:44.59 | |
| | 56.41 1:52.67 2:49.36 3:44.59 | JANSZEN, JOHN-16 | | |
| 7 | RALEIGH, NC | RALEIGH, NC | 3:44.83 | |
| | PERRY, WARREN-17 | DEAN, JOHN-16 | | |
| | ELLIS, JOSH-18 | BAICY, JOE-18 | | |
| | 56.24 1:52.36 2:49.81 3:44.83 | | | |
| 8 | Y6682 | PIEDMONT FAMILY, V | 3:45.78 | |
| | ANDERSON, LUKE-16 | CRADDOCK, BRIAN-14 | | |
| | ALLISON, NEVILLE-17 | MULDER, DERRICK-15 | | |
| | 56.26 1:55.01 2:50.89 3:45.78 | | | |
| 9 | GTR HOLYOKE, MA | GTR HOLYOKE, MA | 3:46.75 | |
| | MUSIAK, MATTHEW-16 | KILRAIN, BRENDAN-18 | | |
| | REED, KYLE-15 | TILLMAN, JEREMY-15 | | |
| | 55.25 1:52.19 2:52.44 3:46.75 | | | |
| 10 | BLUE ASH Y, OH | BLUE ASH Y, OH | 3:47.08 | |
| | NEUBAUER, IAN-17 | RAFFERTY, TJ-16 | | |
| | LEASSNER, MAX-15 | PIERCE, BRANDON-16 | | |
| | 56.00 1:53.62 2:51.71 3:47.08 | | | |
| 11 | Y3791 | MONTCLAIR YMCA, NJ | 3:47.43 | |
| | D'AMORE, CARL-17 | LAZZARA, LARRY-17 | | |
| | ZICCARDI, ANDREW-14 | KRATSON, MARK-21 | | |
| | 56.99 1:53.99 2:50.62 3:47.43 | | | |
| 12 | FRANKFORT Y, KY | FRANKFORT Y, KY | 3:47.47 | |
| | FOSTER, ROBBIE-17 | PERKINS, DEREK-19 | | |
| | DADE, SHAWN-17 | DUNN, JARED-17 | | |
| | 56.37 1:54.51 2:52.04 3:47.47 | | | |
| 13 | Y3915 | SOMERSET HILLS, NJ | 3:47.67 | |
| | BARFUSS, RICHARD-17 | REINIG, CHRIS-17 | | |
| | EDELL, STEVE-17 | ARMSTRONG, SCOTT-18 | | |
| | 56.82 1:54.27 2:52.27 3:47.67 | | | |
| 14 | Y4256 | FLUSHING YMCA, NY | 3:47.80 | |
| | CASTILLO, MATTHEW-15 | MAMMANO, JOE-15 | | |
| | BURER, ANTHONY-16 | MARK, DOUGLAS-17 | | |
| | 56.00 1:51.82 2:50.16 3:47.80 | | | |
| 15 | Y6795 | ROANOKE CNTRL, VA | 3:48.93 | |
| | GUSTAFSON, ADAM-17 | SZABO, DAVID-16 | | |
| | HUNTER, CHARLIE-16 | SMITH, MATT A-16 | | |
| | 56.65 1:54.33 2:52.24 3:48.93 | | | |
| 16 | Y3031 | GRAND RAPIDS SE, M | 3:49.24 | |
| | PENNINGA, A.J.-17 | LANSER, CASEY-17 | | |
| | GUSTAFSON, MIKE-15 | WEIR, SCOTT-15 | | |
| | 57.26 1:55.10 2:53.17 3:49.24 | | | |
| 17 | Y1840 | NAPERVILLE AREA, I | 3:49.79 | |
| | SIMCOCK, MATT-16 | MCCRACKEN, AARON-15 | | |
| | SLOUP, ERICH-18 | KNIPPENBERG, BRADY-16 | | |
| | 58.16 1:56.25 2:52.23 3:49.79 | | | |
| 18 | CHESHIRE BR, CT | CHESHIRE BR, CT | 3:50.08 | |
| | HEATH, ERIC-16 | BUDRIS, KEVIN-16 | | |
| | CARROLL, JUSTIN-16 | NORMAN, KEVIN-16 | | |
| | 58.19 1:55.11 2:52.69 3:50.08 | | | |
| 1 | Y1843 | NW DUPAGE YMCA, IL | 3:42.43 | |
| | GRAVES, JAMES-16 | OLSZEWSKI, CHRIS-17 | | |
| | COLLINS, MIKE-16 | WUENSCH, AARON-14 | | |
| | 56.52 1:51.61 2:47.92 3:42.43 | | | |
| 2 | Y4815 | GAMBLE-NIPPERT, OH | 3:42.66 | |
| | LYNCH, ADAM-18 | RE, JOE-16 | | |
| | DEHNE, ADAM-15 | RANSENBERG, SCOTT-16 | | |
| | 56.19 1:51.84 2:47.45 3:42.66 | | | |
| 3 | Y4817 | M E LYONS YMCA, OH | 3:43.21 | |
| | RUSSO, WILL-18 | KEYES, BRET-16 | | |
| | MURPHY, TIM-18 | HAUSLANDEN, DAVID-18 | | |
| | 55.91 1:52.79 2:48.65 3:43.21 | | | |
| 4 | Y5023 | SO COMM FAM BR, OH | 3:43.47 | |
| | FIDEN, DREW-18 | NICHOLAS, BRIAN-16 | | |
| | BROWN, RYAN-18 | GROSS, MICHAEL-18 | | |
| | 55.71 1:52.75 2:49.40 3:43.47 | | | |
| 5 | Y7125 | SCHROEDER MIL, WI | 3:44.08 | |
| | PETRIC, STEVEN-16 | CROW, TRAVIS-18 | | |

1998 NATIONAL YMCA LONG COURSE
SWIMMING CHAMPIONSHIPS

Complete Meet Results-LC Meters

| | | | | | |
|-------------------------|----------------------|---------|-----------------------|-----------------------|----------------------|
| 19 Y5025 | COUNTRYSIDE Y, OH | 3:50.76 | - | NEWCOMB, ROBERT-17 | GRAVLEY, GRAHAM-19 |
| GATES, GREG-17 | BLOHM, MARK-17 | | | 58.02 1:57.54 | 2:56.34 3:55.51 |
| TOPITS, JASON-17 | SEVERSON, ERIC-18 | | 33 Y7061 | GTR GREEN BAY, WI | 3:55.72 |
| 58.20 1:55.50 | 2:53.52 3:50.76 | | RICHARD, MATT-16 | ADELMAYER, BRYAN-15 | |
| 20 Y6749 | SOUTHSIDE VIRGINIA | 3:50.78 | - | RYAN, MIKE-15 | BEAUMIER, BILL-16 |
| MOSHER, COREY-18 | FINN, JOEY-14 | | | 57.03 1:58.53 | 2:58.72 3:55.72 |
| PINKSTON, BEN-16 | WALTERS, DANIEL-16 | | 34 Y1025 | WILTON FAMILY, CT | 3:56.07 |
| 57.93 1:56.70 | 2:55.68 3:50.78 | | PEREZ, CHRISTOPHR-14 | MEEKER, JOSEPH-14 | |
| 21 Y1139 | UPPER MONTGOMERY, M | 3:51.09 | - | KUNST, KANE-15 | RINK, CHRISTOPHR-15 |
| MERRILL, DANIEL-17 | CARDY, DANIEL-15 | | | 57.16 1:56.32 | 2:56.94 3:56.07 |
| MILLER, JOHN-17 | ROUSSIL, COLIN-16 | | 35 Y4510 | CHAPEL HL-CARBOR, N | 3:56.52 |
| 56.93 1:56.03 | 2:52.95 3:51.09 | | CHESSON, WIN-14 | HUCKABEE, RYAN-15 | |
| 22 Y6712 | RAPPAHANNOCK, VA | 3:51.66 | - | MATSON, JOHN-16 | BARRETT, DEVIN-15 |
| LIPSCOMB, KENER-16 | LOVERDI, JASON-17 | | | 57.83 1:57.90 | 2:57.79 3:56.52 |
| RODKEY, DREW-16 | LANG, ALEX-18 | | 36 Y4628 | WINSTON-SALEM, NC | 3:56.63 |
| 59.81 1:56.23 | 2:53.06 3:51.66 | | HUMPHREY, BEN-14 | BOYER, TIM-16 | |
| 23 Y0118 | MONTGOMERY YMCA, A | 3:52.24 | - | BRADFORD, PATRICK-16 | WILLARD, BRAD-16 |
| FIGH, MATTHEW-15 | LUCHNER, RYAN-14 | | | 1:01.52 1:59.67 | 2:59.12 3:56.63 |
| WEIMER, BRAXTON-18 | WATKINS, GEORGE-16 | | 37 Y1551 | AURORA FAMILY, IL | 3:57.25 |
| 56.02 1:56.00 | 2:55.65 3:52.24 | | ST JULES, TOM-15 | BLUSIEWICZ, A.J.-14 | |
| 24 Y5907 | READING/BERKS, PA | 3:52.29 | - | BLUSIEWICZ, A.J.-14 | NEUKIRCH, JOE-16 |
| BOXER, ERIC-16 | MAURER, CHRIS-17 | | | 1:00.98 1:58.59 | 3:00.51 3:57.25 |
| HENLY, MARK-16 | ROBINSON, BEN-15 | | 38 Y5637 | WEST SHORE YMCA, P | 4:01.15 |
| 1:00.30 1:56.98 | 2:53.73 3:52.29 | | WHITE, CHAD-15 | MITCHELL, ROBERT-13 | |
| 25 Y4618 | ROWAN COUNTY, NC | 3:52.73 | - | BENION, SCOTT-15 | SLACK, TIM-17 |
| BAUCOM, KELLY-17 | SWIGON, MICHAEL-17 | | | 1:00.65 2:03.45 | 3:01.62 4:01.15 |
| AGNER, MATTHEW-18 | DESORBO, ANDREW-16 | | 39 Y5923 | REGIONAL FAMILY, P | 4:02.48 |
| 58.43 1:57.48 | 2:55.74 3:52.73 | | ATKINS, JAY-15 | LAUGHERTY, ROB-16 | |
| 26 Y5938 | STATE COLLEGE, PA | 3:53.06 | - | SELLERS, JAY-15 | HARVEY, TODD-18 |
| BROWN, NICK-16 | WHITTAM, BEN-17 | | | 1:00.53 2:01.48 | 3:03.82 4:02.48 |
| VALETOV, ANATOLI-19 | PRIOR, ANDY-16 | | 40 SPARTANBURG, SC | SPARTANBURG, SC | 4:02.79 |
| 58.91 1:56.61 | 2:55.66 3:53.06 | | PULSKAMP, ANDREW-17 | PULSKAMP, BENJAMIN-15 | |
| 27 Y5967 | UPPER MAIN LINE, PA | 3:53.34 | - | BOYD, JOSH-15 | POOLE, BRAD-13 |
| SCANLAN, JOHN-18 | HURST, MATT-15 | | | 58.41 1:59.50 | 3:01.51 4:02.79 |
| IPPOLITI, CHRISTOPHR-14 | SIEBERT, MARK-17 | | 41 Y1205 | PLAYGROUND AREA, F | 4:03.15 |
| 55.88 1:57.84 | 2:57.46 3:53.34 | | DIEBOLD, RICHARD-15 | BUTEAU, GOEFFREY-15 | |
| 28 Y3765 | HAMILTON AREA, NJ | 3:53.55 | - | LIPPERT, CAMERON-15 | PIOWATY, JOHN-18 |
| BOTHEM, DAVID-17 | DESANDRE, ROBERT-16 | | | 1:00.55 2:01.19 | 3:01.94 4:03.15 |
| WELSH, BRYAN-15 | SWANEY, DWIGHT-16 | | 42 Y2849 | SO SHORE QUINCY, MA | 4:03.65 |
| 57.56 1:56.13 | 2:56.75 3:53.55 | | SCHNEIDER, JEFFREY-15 | SCOTT, TIMOTHY-17 | |
| 29 Y3689 | WESTERN MONMOUTH, N | 3:54.44 | - | MARTORANO, ANDREW-15 | MONAGHAN, MICHAEL-17 |
| KANAVAL, JOSEPH-16 | HYMAN, JASON-16 | | | 1:01.77 2:05.84 | 3:05.98 4:03.65 |
| YOUNG, KEVIN-18 | TOREN, JARED-17 | | 42 Y5973 | WASHINGTON Y, PA | 4:03.65 |
| 59.97 1:58.74 | 2:57.31 3:54.44 | | JUCHA, BRIAN-16 | SMITHNOSKY, JESSE-16 | |
| 30 KISHWAUKEE, IL | KISHWAUKEE, IL | 3:54.66 | - | HITCHCOCK, JIM-18 | LEONARDI, TIM-17 |
| BETZ, BEN-16 | CHAMBERS, MATTHEW-13 | | | 1:00.66 2:05.05 | 3:06.88 4:03.65 |
| GRESHOLDT, MARK-16 | ROBISON, ZACH-18 | | 44 Y0931 | FAIRFIELD YMCA, CT | 4:03.96 |
| 59.75 2:00.73 | 2:58.24 3:54.66 | | BROPHY, SEAN-15 | KINNEY, CHRIS-16 | |
| 31 Y7031 | CHAMBERS MEM Y, WV | 3:54.75 | - | PORT, BEN-16 | MORRISON, JAMIE-15 |
| PAPPAS, THERON-17 | CASHELL, ELIOT-16 | | | 59.96 2:03.56 | 3:06.65 4:03.96 |
| TUCKER, ROBERT-17 | ENGLE, ANDREW-17 | | 45 Y2583 | ANNE ARUNDEL CO, MD | 4:04.51 |
| 59.04 1:59.71 | 2:58.53 3:54.75 | | CLEMSON, DANIEL-14 | FRIES, DAVID-15 | |
| 32 Y6765 | PULASKI-HENSEL, VA | 3:55.51 | - | ROBERTO, JESS-16 | FONDREN, CHAD-16 |
| THROCKMORTON, RUSS-16 | ARTHUR, JONATHAN-17 | | | 1:02.97 2:04.16 | 3:05.21 4:04.51 |

1998 NATIONAL YMCA LONG COURSE
SWIMMING CHAMPIONSHIPS

Complete Meet Results-LC Meters

| | | | | ===== | | | | | | |
|-------|-----------------------|----------------------|---------|---|-----|------------------|----------|--------------------|----------|----|
| | | | | Event 41 Women 1500 Free | | | | | | |
| | | | | NATIONAL: * 17:04.67 S. BLACK - WINSTON-SALEM, NC 08/96 | | | | | | |
| PL | Name | Age | Team | Finals | Pts | | | | | |
| ----- | | | | | | | | | | |
| 46 | Y3067 | OAK PARK YMCA, MI | 4:04.55 | - | | | | | | |
| | WILSON, CHAD-15 | FISH, JASON-14 | | | | | | | | |
| | DELANEY, BROCK-16 | WILSON, JOSH-17 | | | | | | | | |
| | 1:01.44 | 2:02.55 | 3:01.70 | 4:04.55 | | | | | | |
| 47 | JOLIET AREA, IL | JOLIET AREA, IL | 4:06.70 | - | | | | | | |
| | TOBIN, KEITH-17 | SMOLINSKI, PHIL-17 | | | | | | | | |
| | DELAROSA, RAUL-17 | COSGROVE, BRAD-18 | | | | | | | | |
| | 1:01.76 | 2:04.16 | 3:05.66 | 4:06.70 | | | | | | |
| 48 | Y3685 | FANWOOD/SCOTCH PLN | 4:06.80 | - | | | | | | |
| | KARELUS, CHRIS-18 | WETLESEN, CHRIS-17 | | | | | | | | |
| | CINKEWICZ, MIKE-16 | WAGNER, JEFF-17 | | | | | | | | |
| | 58.80 | 2:04.34 | 3:06.48 | 4:06.80 | | | | | | |
| 49 | Y2575 | HARFORD COUNTY, MD | 4:07.42 | - | | | | | | |
| | 1:03.16 | 2:05.84 | 3:08.29 | 4:07.42 | | | | | | |
| 50 | Y6377 | GRAND PRAIRIE, TX | 4:07.91 | - | | | | | | |
| | WEBBER, LEE-15 | CROUCH, TERRELL-13 | | | | | | | | |
| | BOHAN, CHRIS-15 | ADCOCK, ZACHARY-15 | | | | | | | | |
| | 1:02.21 | 2:05.11 | 3:08.29 | 4:07.91 | | | | | | |
| 51 | Y5265 | BEAVERCREEK Y, OH | 4:08.14 | - | | | | | | |
| | BIZZARRO, PAUL-18 | MODIC, AARON-16 | | | | | | | | |
| | RYBERG, RANDY-16 | MORTON, TYLER-15 | | | | | | | | |
| | 58.97 | 2:04.30 | 3:07.11 | 4:08.14 | | | | | | |
| 52 | Y3783 | METUCHEN-EDISON, N | 4:09.62 | - | | | | | | |
| | GIARRATANO, JAMES-16 | SHARKEY, BRIAN-13 | | | | | | | | |
| | NEUBERGER, JOHN-18 | KLEINERT, MIKE-17 | | | | | | | | |
| | 59.34 | 2:04.87 | 3:07.91 | 4:09.62 | | | | | | |
| 53 | Y7169 | STEVENS POINT, WI | 4:10.76 | - | | | | | | |
| | HALL, BEN-17 | BURANT, RYAN-18 | | | | | | | | |
| | PRINCE, COREY-16 | THILL, GROFF-14 | | | | | | | | |
| | 1:02.96 | 2:06.90 | 3:10.91 | 4:10.76 | | | | | | |
| 54 | Y2648 | BEVERLY REGION, MA | 4:14.59 | - | | | | | | |
| | RANTA, MARK-14 | DIMICHELE, ANDREW-15 | | | | | | | | |
| | LINDMARK, SHAWN-16 | LEBLANC, ANDREW-16 | | | | | | | | |
| | 1:01.22 | 2:06.29 | 3:11.42 | 4:14.59 | | | | | | |
| 55 | Y3586 | GTR MANCHESTER, NH | 4:14.87 | - | | | | | | |
| | STEPRO, JON-15 | MELNICK, DAN-17 | | | | | | | | |
| | VARIAVA, DARCY-16 | VANDERBEKEN, TIM-18 | | | | | | | | |
| | 1:02.87 | 2:08.21 | 3:13.44 | 4:14.87 | | | | | | |
| 56 | Y7073 | LA CROSSE AREA, WI | 4:15.29 | - | | | | | | |
| | ANDERSON, ALEX-14 | KLOS, COURTNEY-15 | | | | | | | | |
| | STUHR, ADAM-15 | GILL, BEN-14 | | | | | | | | |
| | 1:04.50 | 2:11.95 | 3:13.78 | 4:15.29 | | | | | | |
| 57 | LAKE COUNTY, IL | LAKE COUNTY, IL | 4:16.76 | - | | | | | | |
| | LONDONO, LEO-15 | LONDONO, DANNY-13 | | | | | | | | |
| | BEAMAN, JAMES-15 | BELANGER, TYLER-16 | | | | | | | | |
| | 1:02.13 | 2:12.60 | 3:18.39 | 4:16.76 | | | | | | |
| 58 | Y5927 | GTR SCRANTON, PA | 4:17.46 | - | | | | | | |
| | STRIEPECK, WILLIAM-16 | O'CONNOR, MICHAEL-16 | | | | | | | | |
| | PRYE, DAVID-17 | HWAN, PETER-18 | | | | | | | | |
| | 1:04.75 | 2:11.01 | 3:16.13 | 4:17.46 | | | | | | |
| - | NEW CANAAN, CT | NEW CANAAN, CT | DQ | - | | | | | | |
| | LAPRINO, MATT-17 | KARABIN, DAVID-13 | | | | | | | | |
| | HERRING, PHIL-14 | BELANGER, MATT-14 | | | | | | | | |
| | 1:01.99 | 2:03.83 | 3:06.31 | 4:07.37 | | | | | | |
| | | | | | 1 | BALLENGER, EMILY | 17 | SPARTANBURG, SC | 17:13.37 | 20 |
| | | | | | | 1:05.24 | 2:13.47 | 3:22.13 | 4:30.59 | |
| | | | | | | 5:39.26 | 6:48.15 | 7:57.10 | 9:05.97 | |
| | | | | | | 10:14.98 | 11:24.23 | 12:34.07 | 13:44.33 | |
| | | | | | | 14:54.43 | 16:04.58 | 17:13.37 | 17:13.37 | |
| | | | | | 2 | SPRADLIN, JAMIE | 16 | ROANOKE CNTRL, VA | 17:22.03 | 17 |
| | | | | | | 1:06.05 | 2:16.28 | 3:27.15 | 4:38.13 | |
| | | | | | | 5:48.36 | 6:58.50 | 8:08.19 | 9:17.98 | |
| | | | | | | 10:27.52 | 11:36.97 | 12:46.41 | 13:55.90 | |
| | | | | | | 15:05.22 | 16:14.66 | 17:22.03 | 17:22.03 | |
| | | | | | 3 | MOORE, ANNIE | 15 | PULASKI-HENSEL, VA | 17:22.34 | 16 |
| | | | | | | 1:07.26 | 2:17.88 | 3:28.93 | 4:40.24 | |
| | | | | | | 5:49.76 | 6:59.75 | 8:09.47 | 9:19.35 | |
| | | | | | | 10:28.23 | 11:37.66 | 12:47.22 | 13:56.59 | |
| | | | | | | 15:05.99 | 16:15.43 | 17:22.34 | 17:22.34 | |
| | | | | | 4 | STONE, DANLEY | 17 | RALEIGH, NC | 17:50.51 | 15 |
| | | | | | | 1:06.75 | 2:17.30 | 3:28.31 | 4:39.66 | |
| | | | | | | 5:50.86 | 7:01.72 | 8:12.70 | 9:24.45 | |
| | | | | | | 10:36.40 | 11:48.93 | 13:01.41 | 14:13.80 | |
| | | | | | | 15:26.27 | 16:38.96 | 17:50.51 | 17:50.51 | |
| | | | | | 5 | GLOVER, BETHANY | 15 | WAYNESBORO FAM, VA | 18:10.74 | 14 |
| | | | | | | 1:10.66 | 2:25.00 | 3:39.15 | 4:52.77 | |
| | | | | | | 6:06.38 | 7:19.33 | 8:32.34 | 9:45.31 | |
| | | | | | | 10:58.27 | 12:11.09 | 13:24.18 | 14:36.97 | |
| | | | | | | 15:49.35 | 17:01.14 | 18:10.74 | 18:10.74 | |
| | | | | | 6 | STRONG, HILLARY | 16 | M E LYONS YMCA, OH | 18:11.72 | 13 |
| | | | | | | 1:09.93 | 2:22.96 | 3:35.97 | 4:48.86 | |
| | | | | | | 6:02.58 | 7:15.46 | 8:28.44 | 9:42.04 | |
| | | | | | | 10:55.31 | 12:08.26 | 13:21.21 | 14:34.39 | |
| | | | | | | 15:47.33 | 17:00.17 | 18:11.72 | 18:11.72 | |
| | | | | | 7 | MOFFAT, EMILY | 15 | WILTON FAMILY, CT | 18:12.74 | 12 |
| | | | | | | 1:08.94 | 2:22.09 | 3:34.98 | 4:47.58 | |
| | | | | | | 6:00.65 | 7:14.31 | 8:26.99 | 9:40.61 | |
| | | | | | | 10:53.65 | 12:07.67 | 13:20.75 | 14:34.61 | |
| | | | | | | 15:48.24 | 17:01.11 | 18:12.74 | 18:12.74 | |
| | | | | | 8 | MUSK, LAUREN | 16 | M E LYONS YMCA, OH | 18:15.17 | 11 |
| | | | | | | 1:11.11 | 2:24.71 | 3:38.80 | 4:52.75 | |
| | | | | | | 6:05.52 | 7:18.74 | 8:31.71 | 9:45.13 | |
| | | | | | | 10:57.25 | 12:10.26 | 13:23.28 | 14:36.60 | |
| | | | | | | 15:49.88 | 17:03.39 | 18:15.17 | 18:15.17 | |
| | | | | | 9 | MCLAIN, AMBER | 18 | MARION COUNTY, FL | 18:19.04 | 9 |
| | | | | | | 1:09.93 | 2:22.86 | 3:35.75 | 4:48.45 | |
| | | | | | | 6:01.69 | 7:14.85 | 8:28.32 | 9:41.73 | |
| | | | | | | 10:55.00 | 12:08.65 | 13:22.09 | 14:35.90 | |
| | | | | | | 15:50.31 | 17:04.97 | 18:19.04 | 18:19.04 | |
| | | | | | 10 | NAGY, BETSY | 17 | PLAYGROUND AREA, F | 18:21.42 | 7 |
| | | | | | | 1:06.60 | 2:18.73 | 3:32.93 | 4:47.10 | |
| | | | | | | 6:00.74 | 7:14.54 | 8:28.46 | 9:41.89 | |
| | | | | | | 10:55.50 | 12:09.23 | 13:23.47 | 14:37.68 | |

1998 NATIONAL YMCA LONG COURSE
SWIMMING CHAMPIONSHIPS

Complete Meet Results-LC Meters

| | |
|---|--|
| 15:52.23 17:06.80 18:21.42 18:21.42 | 11:07.34 12:22.89 13:38.26 14:55.25 |
| 11 FABIANO, LAURA 13 MONTCLAIR YMCA, NJ18:21.85 6 | 16:12.84 17:30.09 18:45.66 18:45.66 |
| 1:09.50 2:23.07 3:36.78 4:50.97 | 22 ZARBA, NICOLE 14 BEVERLY REGION, MA18:46.48 - |
| 6:05.32 7:19.34 8:33.86 9:48.71 | 1:11.62 2:27.19 3:43.37 4:59.66 |
| 11:02.79 12:16.62 13:30.85 14:44.77 | 6:15.30 7:30.62 8:45.85 10:01.46 |
| 15:58.38 17:11.57 18:21.85 18:21.85 | 11:16.80 12:31.92 13:46.84 15:01.61 |
| 12 FEINTHEL, JACKIE 14 MONTCLAIR YMCA, NJ18:25.67 5 | 16:16.97 17:32.17 18:46.48 18:46.48 |
| 1:09.95 2:23.53 3:37.52 4:50.76 | 23 RASOR, HEATHER 15 PLAYGROUND AREA, F18:47.77 - |
| 6:04.20 7:17.84 8:32.01 9:46.27 | 1:08.41 2:22.28 3:36.77 4:51.10 |
| 11:00.77 12:15.20 13:29.25 14:43.59 | 6:06.26 7:21.79 8:37.18 9:53.46 |
| 15:58.09 17:12.78 18:25.67 18:25.67 | 11:09.76 12:25.44 13:42.06 14:58.28 |
| 13 BALLENGER, ALICE 14 SPARTANBURG, SC 18:27.45 4 | 16:15.05 17:32.11 18:47.77 18:47.77 |
| 1:08.56 2:20.66 3:33.58 4:46.64 | 24 SMITH, JESSICA 16 RIDLEY AREA, PA 18:50.65 - |
| 5:59.56 7:13.17 8:27.07 9:41.29 | 1:07.61 2:20.62 3:35.10 4:49.95 |
| 10:55.66 12:10.51 13:25.79 14:41.61 | 6:05.34 7:21.20 8:37.30 9:54.01 |
| 15:57.15 17:13.05 18:27.45 18:27.45 | 11:10.75 12:27.81 13:45.35 15:03.36 |
| 14 BROXTERMAN, AMY 15 POWEL CROSLEY, OH 18:30.05 3 | 16:20.79 17:38.07 18:50.65 18:50.65 |
| 1:10.60 2:22.86 3:36.81 4:50.22 | 25 GEISLER, AMANDA 17 NW DUPAGE YMCA, IL18:50.98 - |
| 6:04.25 7:18.26 8:31.99 9:46.17 | 1:09.13 2:23.05 3:38.12 4:53.34 |
| 11:00.47 12:15.12 13:29.93 14:45.21 | 6:08.31 7:23.61 8:39.37 9:55.38 |
| 16:00.65 17:16.06 18:30.05 18:30.05 | 11:11.48 12:27.65 13:44.31 15:01.27 |
| 15 COOPER, MARY 18 NW DUPAGE YMCA, IL18:30.25 2 | 16:18.24 17:34.97 18:50.98 18:50.98 |
| 1:08.80 2:21.34 3:35.25 4:50.16 | 26 MARCHETTI, SHANA 17 UPPER MAIN LINE, PA18:51.35 - |
| 6:04.49 7:16.88 8:30.97 9:44.63 | 1:08.62 2:21.57 3:35.25 4:49.80 |
| 10:59.09 12:13.40 13:27.85 14:42.52 | 6:04.60 7:19.39 8:34.90 9:51.79 |
| 15:56.88 17:14.14 18:30.25 18:30.25 | 11:08.70 12:26.25 13:44.03 15:01.09 |
| 16 LAKAMP, LESLIE 16 M E LYONS YMCA, OH18:32.57 1 | 16:17.70 17:35.10 18:51.35 18:51.35 |
| 1:09.98 2:23.34 3:37.10 4:51.15 | 27 HICKIN, GRACE 14 WAYNESBORO FAM, VA18:52.09 - |
| 6:05.43 7:19.57 8:33.43 9:48.24 | 1:13.15 2:29.40 3:45.98 5:02.57 |
| 11:02.97 12:18.04 13:32.81 14:48.04 | 6:18.86 7:35.05 8:51.08 10:07.37 |
| 16:02.96 17:18.22 18:32.57 18:32.57 | 11:22.60 12:37.72 13:52.81 15:07.71 |
| 17 PURVIS, MEGHAN 18 SCHROEDER MIL, WI 18:34.26 - | 16:23.03 17:38.25 18:52.09 18:52.09 |
| 1:08.66 2:21.34 3:34.56 4:48.32 | 28 GREENAWALT, ANNE 13 WEST SHORE YMCA, P18:57.89 - |
| 6:02.65 7:16.48 8:30.83 9:45.82 | 1:10.88 2:25.60 3:41.53 4:57.44 |
| 11:01.75 12:17.46 13:33.22 14:48.28 | 6:13.48 7:29.92 8:47.41 10:03.63 |
| 16:04.35 17:19.82 18:34.26 18:34.26 | 11:19.87 12:36.83 13:55.16 15:12.99 |
| 18 BEAN, JENNI 16 NW DUPAGE YMCA, IL18:36.68 - | 16:28.69 17:45.28 18:57.89 18:57.89 |
| 1:09.93 2:23.96 3:38.66 4:52.88 | 29 CARTER, ERIN 16 CHAPEL HL-CARBOR, N18:58.04 - |
| 6:06.49 7:20.36 8:35.08 9:50.54 | 1:10.05 2:25.06 3:41.50 4:58.65 |
| 11:06.11 12:21.89 13:37.19 14:52.37 | 6:13.77 7:29.66 8:46.27 10:03.75 |
| 16:07.97 17:23.25 18:36.68 18:36.68 | 11:19.48 12:36.01 13:52.92 15:09.77 |
| 19 HAGEN, KELLY 14 POWEL CROSLEY, OH 18:37.37 - | 16:25.40 17:43.62 18:58.04 18:58.04 |
| 1:08.25 2:21.66 3:36.50 4:51.36 | 30 CHUTE, MEGAN 16 M E LYONS YMCA, OH18:58.57 - |
| 6:07.19 7:22.62 8:38.39 9:53.94 | 1:12.88 2:28.44 3:45.30 5:02.41 |
| 11:09.25 12:24.41 13:39.78 14:55.05 | 6:18.90 7:35.65 8:52.45 10:08.90 |
| 16:09.65 17:24.61 18:37.37 18:37.37 | 11:25.56 12:42.57 13:58.93 15:14.90 |
| 20 DUFFY, MEGHAN 16 CENTRAL KENTUCKY 18:44.85 - | 16:30.00 17:45.88 18:58.57 18:58.57 |
| 1:11.30 2:26.13 3:40.22 4:54.76 | 31 HAYES, KATIE 17 PIEDMONT FAMILY, V19:03.35 - |
| 6:09.31 7:24.04 8:39.15 9:54.71 | 1:11.94 2:27.53 3:43.06 4:59.58 |
| 11:10.37 12:26.44 13:42.69 14:58.34 | 6:15.70 7:31.19 8:46.68 10:02.31 |
| 16:14.59 17:30.76 18:44.85 18:44.85 | 11:18.58 12:35.46 13:52.52 15:10.25 |
| 21 MARTIN, KATIE 16 CHESHIRE BR, CT 18:45.66 - | 16:28.27 17:46.25 19:03.35 19:03.35 |
| 1:10.10 2:24.60 3:38.90 4:53.63 | 32 HARMS, RACHEL 15 MARION COUNTY, FL 19:06.34 - |
| 6:08.47 7:23.02 8:37.97 9:52.91 | 1:11.06 2:25.48 3:40.83 4:56.63 |

1998 NATIONAL YMCA LONG COURSE
SWIMMING CHAMPIONSHIPS

Complete Meet Results-LC Meters

| | | | | | |
|-----------------------|----------|--------------------|----------|----------|--|
| | 6:13.03 | 7:29.71 | 8:46.50 | 10:03.42 | |
| | 11:20.49 | 12:37.87 | 13:55.20 | 15:12.93 | |
| | 16:30.85 | 17:48.99 | 19:06.34 | 19:06.34 | |
| 33 MCDONALD, MEGAN | 18 | CATAWBA VALLEY, NC | 19:22.90 | - | |
| | 1:12.70 | 2:28.53 | 3:44.93 | 5:01.31 | |
| | 6:18.56 | 7:35.72 | 8:53.43 | 10:10.89 | |
| | 11:30.09 | 12:49.61 | 14:08.02 | 15:27.13 | |
| | 16:46.33 | 18:05.22 | 19:22.90 | 19:22.90 | |
| 34 BRAY, JODY | 17 | BOYERTOWN AREA, PA | 19:29.95 | - | |
| | 1:13.19 | 2:29.95 | 3:47.79 | 5:06.25 | |
| | 6:26.16 | 7:44.47 | 9:03.11 | 10:21.68 | |
| | 11:40.92 | 12:59.87 | 14:17.68 | 15:36.27 | |
| | 16:54.69 | 18:12.81 | 19:29.95 | 19:29.95 | |
| 35 MCCAULEY, MEREDITH | 17 | FRANKFORT Y, KY | 19:30.61 | - | |
| | 1:10.99 | 2:27.94 | 3:45.13 | 5:03.00 | |
| | 6:21.40 | 7:39.05 | 8:56.56 | 10:15.77 | |
| | 11:35.35 | 12:55.06 | 14:13.48 | 15:34.11 | |
| | 16:53.91 | 18:11.08 | 19:30.61 | 19:30.61 | |
| - HOCK, LINDSAY | 13 | ROANOKE CNTRL, VA | DQ | - | |

| | | | | | |
|-----------------------|----------|--------------------|----------|----------|--|
| | 14:35.20 | 15:44.16 | 16:52.07 | 16:52.07 | |
| 7 ENSE, MATT | 18 | GAMBLE-NIPPERT, OH | 16:57.41 | 12 | |
| | 1:02.63 | 2:09.43 | 3:17.20 | 4:25.52 | |
| | 5:34.26 | 6:42.67 | 7:51.19 | 8:59.68 | |
| | 10:08.45 | 11:17.48 | 12:25.93 | 13:34.82 | |
| | 14:43.51 | 15:51.79 | 16:57.41 | 16:57.41 | |
| 8 GRAVES, JAMES | 16 | NW DUPAGE YMCA, IL | 16:57.98 | 11 | |
| | 1:04.69 | 2:12.86 | 3:21.40 | 4:30.60 | |
| | 5:39.70 | 6:48.13 | 7:56.55 | 9:04.61 | |
| | 10:12.89 | 11:20.82 | 12:29.11 | 13:37.23 | |
| | 14:45.36 | 15:52.59 | 16:57.98 | 16:57.98 | |
| 9 LOEWER, JOSHUA | 15 | SPARTANBURG, SC | 16:58.44 | 9 | |
| | 1:03.12 | 2:09.70 | 3:16.21 | 4:23.26 | |
| | 5:30.97 | 6:38.40 | 7:45.98 | 8:54.27 | |
| | 10:02.60 | 11:11.00 | 12:19.77 | 13:29.57 | |
| | 14:39.97 | 15:50.25 | 16:58.44 | 16:58.44 | |
| 10 FOSTER, ERIC | 17 | M E LYONS YMCA, OH | 16:59.75 | 7 | |
| | 1:06.08 | 2:15.93 | 3:26.29 | 4:35.65 | |
| | 5:44.42 | 6:53.19 | 8:02.14 | 9:10.31 | |
| | 10:18.11 | 11:25.31 | 12:32.53 | 13:39.87 | |
| | 14:47.34 | 15:54.16 | 16:59.75 | 16:59.75 | |
| 11 PINNEY, NATE | 17 | M E LYONS YMCA, OH | 16:59.91 | 6 | |
| | 1:05.82 | 2:13.93 | 3:22.39 | 4:31.56 | |
| | 5:38.07 | 6:45.55 | 7:54.27 | 9:03.42 | |
| | 10:10.92 | 11:20.25 | 12:29.31 | 13:37.90 | |
| | 14:45.32 | 15:53.43 | 16:59.91 | 16:59.91 | |
| 12 FIGH, MATTHEW | 15 | MONTGOMERY YMCA, A | 17:01.16 | 5 | |
| | 1:04.60 | 2:12.57 | 3:20.78 | 4:29.17 | |
| | 5:37.62 | 6:46.17 | 7:54.64 | 9:03.59 | |
| | 10:12.33 | 11:20.89 | 12:29.44 | 13:37.46 | |
| | 14:45.64 | 15:54.03 | 17:01.16 | 17:01.16 | |
| 13 KNIPPENBERG, BRADY | 16 | NAPERVILLE AREA, I | 17:03.65 | 4 | |
| | 1:04.29 | 2:11.91 | 3:20.08 | 4:28.42 | |
| | 5:37.10 | 6:45.05 | 7:53.63 | 9:02.20 | |
| | 10:10.97 | 11:19.83 | 12:28.51 | 13:37.85 | |
| | 14:46.85 | 15:56.13 | 17:03.65 | 17:03.65 | |
| 14 MARK, DOUGLAS | 17 | FLUSHING YMCA, NY | 17:03.94 | 3 | |
| | 1:04.84 | 2:13.22 | 3:22.16 | 4:30.57 | |
| | 5:39.45 | 6:48.12 | 7:57.29 | 9:05.88 | |
| | 10:14.77 | 11:23.46 | 12:31.74 | 13:40.26 | |
| | 14:48.87 | 15:56.73 | 17:03.94 | 17:03.94 | |
| 15 MAMMANO, JOE | 15 | FLUSHING YMCA, NY | 17:10.11 | 2 | |
| | 1:03.44 | 2:09.97 | 3:17.91 | 4:26.28 | |
| | 5:34.58 | 6:43.49 | 7:52.92 | 9:02.20 | |
| | 10:12.01 | 11:22.03 | 12:32.62 | 13:42.05 | |
| | 14:52.08 | 16:02.58 | 17:10.11 | 17:10.11 | |
| 16 PULSKAMP, ANDREW | 17 | SPARTANBURG, SC | 17:15.10 | 1 | |
| | 1:04.84 | 2:12.13 | 3:19.78 | 4:27.62 | |
| | 5:35.63 | 6:44.44 | 7:53.04 | 9:02.29 | |
| | 10:12.31 | 11:22.07 | 12:32.77 | 13:43.75 | |
| | 14:54.94 | 16:05.46 | 17:15.10 | 17:15.10 | |
| 17 THROCKMORTON, RUSS | 16 | PULASKI-HENSEL, VA | 17:17.65 | - | |
| | 1:05.15 | 2:14.10 | 3:22.93 | 4:32.50 | |
| | 5:41.90 | 6:51.64 | 8:01.21 | 9:10.91 | |

Event 42 Men 1500 Free

NATIONAL: * 16:14.41 J. ZAWACKI - ANN ARBOR, MI 08/96

| PL | Name | Age | Team | Finals | Pts |
|----|------------------|-----|--------------------|-------------------------------------|-----|
| 1 | ATTEBERRY, JEFF | 17 | M E LYONS YMCA, OH | 16:20.79 | 20 |
| | | | | 1:03.61 2:09.21 3:15.48 4:22.07 | |
| | | | | 5:27.53 6:33.59 7:39.20 8:45.62 | |
| | | | | 9:50.54 10:56.05 12:01.84 13:07.71 | |
| | | | | 14:12.48 15:18.10 16:20.79 16:20.79 | |
| 2 | KUENDIG, DAVID | 18 | MARION COUNTY, FL | 16:21.33 | 17 |
| | | | | 1:01.80 2:07.17 3:13.32 4:19.40 | |
| | | | | 5:25.73 6:31.67 7:37.75 8:43.53 | |
| | | | | 9:49.44 10:55.44 12:01.32 13:07.20 | |
| | | | | 14:12.69 15:18.15 16:21.33 16:21.33 | |
| 3 | WERA, TIM | 16 | M E LYONS YMCA, OH | 16:38.59 | 16 |
| | | | | 1:04.52 2:12.55 3:20.67 4:29.08 | |
| | | | | 5:36.01 6:43.41 7:50.36 8:57.50 | |
| | | | | 10:03.85 11:10.35 12:15.99 13:22.14 | |
| | | | | 14:28.28 15:34.31 16:38.59 16:38.59 | |
| 4 | SZABO, DAVID | 16 | ROANOKE CNTRL, VA | 16:49.18 | 15 |
| | | | | 1:02.48 2:09.12 3:15.89 4:23.06 | |
| | | | | 5:30.62 6:38.23 7:46.04 8:53.93 | |
| | | | | 10:02.03 11:10.26 12:17.75 13:25.60 | |
| | | | | 14:33.85 15:41.85 16:49.18 16:49.18 | |
| 5 | WUENSCH, AARON | 14 | NW DUPAGE YMCA, IL | 16:51.28 | 14 |
| | | | | 1:02.19 2:10.27 3:18.33 4:25.86 | |
| | | | | 5:34.08 6:42.23 7:50.40 8:58.55 | |
| | | | | 10:07.11 11:14.78 12:21.70 13:29.82 | |
| | | | | 14:37.85 15:45.92 16:51.28 16:51.28 | |
| 6 | ARMSTRONG, SCOTT | 18 | SOMERSET HILLS, NJ | 16:52.07 | 13 |
| | | | | 1:04.57 2:12.22 3:20.41 4:28.20 | |
| | | | | 5:35.46 6:41.64 7:48.69 8:56.16 | |
| | | | | 10:02.76 11:10.29 12:18.16 13:26.26 | |

1998 NATIONAL YMCA LONG COURSE
SWIMMING CHAMPIONSHIPS

Complete Meet Results-LC Meters

| | | | | | | | |
|---------------------|-----------------------|----------|----------|---------------------|------------------------|----------|----------|
| 10:20.77 | 11:30.96 | 12:41.09 | 13:51.00 | 5:42.29 | 6:55.23 | 8:08.03 | 9:19.92 |
| 15:00.88 | 16:10.80 | 17:17.65 | 17:17.65 | 10:31.25 | 11:43.95 | 12:56.81 | 14:09.55 |
| 18 FREEDMAN, COURT | 15 ROANOKE CNTRL, VA | 17:18.32 | - | 15:22.31 | 16:34.89 | 17:45.37 | 17:45.37 |
| 1:03.86 | 2:12.22 | 3:21.32 | 4:30.66 | 29 SZWEDA, BRAD | 15 NW DUPAGE YMCA, IL | 17:51.80 | - |
| 5:40.19 | 6:50.14 | 8:00.15 | 9:10.19 | 1:04.85 | 2:14.06 | 3:23.73 | 4:34.66 |
| 10:20.26 | 11:30.50 | 12:39.97 | 13:50.12 | 5:45.65 | 6:57.59 | 8:08.83 | 9:21.28 |
| 15:00.01 | 16:09.67 | 17:18.32 | 17:18.32 | 10:33.87 | 11:47.04 | 13:00.22 | 14:13.53 |
| 19 ANDERSON, ANDREW | 17 HAMILTON AREA, NJ | 17:20.33 | - | 15:26.83 | 16:40.15 | 17:51.80 | 17:51.80 |
| 1:04.76 | 2:13.77 | 3:22.62 | 4:31.95 | 30 FONDREN, CHAD | 16 ANNE ARUNDEL CO, MD | 17:52.50 | - |
| 5:40.74 | 6:50.18 | 8:00.44 | 9:09.88 | 1:05.78 | 2:14.52 | 3:24.44 | 4:34.60 |
| 10:19.15 | 11:29.61 | 12:40.25 | 13:50.95 | 5:46.21 | 6:57.91 | 8:10.56 | 9:23.79 |
| 15:01.67 | 16:11.69 | 17:20.33 | 17:20.33 | 10:37.28 | 11:50.87 | 13:00.67 | 14:13.31 |
| 20 RAUEN, GREG | 15 M E LYONS YMCA, OH | 17:21.80 | - | 15:26.83 | 16:40.85 | 17:52.50 | 17:52.50 |
| 1:07.11 | 2:17.72 | 3:28.76 | 4:38.62 | 31 BRUESCH, ADAM | 16 NW DUPAGE YMCA, IL | 17:53.17 | - |
| 5:47.94 | 6:57.48 | 8:07.35 | 9:16.88 | 1:05.22 | 2:14.98 | 3:25.83 | 4:37.39 |
| 10:25.64 | 11:35.06 | 12:44.83 | 13:54.52 | 5:48.69 | 7:00.71 | 8:12.26 | 9:24.46 |
| 15:04.50 | 16:14.16 | 17:21.80 | 17:21.80 | 10:37.11 | 11:49.74 | 13:02.63 | 14:15.82 |
| 21 BOYD, JOSH | 15 SPARTANBURG, SC | 17:28.75 | - | 15:28.53 | 16:41.37 | 17:53.17 | 17:53.17 |
| 1:04.62 | 2:12.56 | 3:21.60 | 4:31.40 | 32 BURER, ANTHONY | 16 FLUSHING YMCA, NY | 17:55.74 | - |
| 5:41.25 | 6:51.51 | 8:01.42 | 9:12.66 | 1:05.31 | 2:15.66 | 3:26.32 | 4:37.16 |
| 10:23.07 | 11:33.80 | 12:44.87 | 13:56.81 | 5:48.84 | 7:00.44 | 8:13.37 | 9:25.65 |
| 15:08.16 | 16:19.46 | 17:28.75 | 17:28.75 | 10:38.66 | 11:51.76 | 13:05.20 | 14:18.51 |
| 22 NORMAN, KEVIN | 16 CHESHIRE BR, CT | 17:31.06 | - | 15:31.94 | 16:44.97 | 17:55.74 | 17:55.74 |
| 1:03.48 | 2:10.71 | 3:18.79 | 4:27.95 | 33 STANCZYK, ERIC | 14 NW DUPAGE YMCA, IL | 18:02.52 | - |
| 5:36.83 | 6:48.00 | 7:58.81 | 9:10.26 | 1:05.87 | 2:17.21 | 3:29.76 | 4:42.22 |
| 10:21.49 | 11:32.80 | 12:44.91 | 13:56.82 | 5:54.48 | 7:07.22 | 8:19.79 | 9:33.13 |
| 15:08.93 | 16:21.03 | 17:31.06 | 17:31.06 | 10:46.44 | 11:59.92 | 13:13.14 | 14:26.69 |
| 23 THOMAS, JASON | 15 OLD TOWN-ORONO, ME | 17:31.99 | - | 15:39.10 | 16:51.98 | 18:02.52 | 18:02.52 |
| 1:05.06 | 2:13.29 | 3:22.05 | 4:30.09 | 34 BAZYLEWICZ, MIKE | 16 BEVERLY REGION, MA | 18:14.82 | - |
| 5:38.41 | 6:47.37 | 7:57.65 | 9:08.63 | 1:05.00 | 2:17.03 | 3:29.45 | 4:43.58 |
| 10:20.24 | 11:32.35 | 12:44.63 | 13:57.42 | 5:57.36 | 7:11.51 | 8:25.98 | 9:39.06 |
| 15:09.07 | 16:20.82 | 17:31.99 | 17:31.99 | 10:53.07 | 12:06.62 | 13:20.30 | 14:34.18 |
| 24 MCBRIDE, JEFF | 18 NEW CANAAN, CT | 17:36.95 | - | 15:48.73 | 17:02.57 | 18:14.82 | 18:14.82 |
| 1:05.32 | 2:15.15 | 3:24.28 | 4:33.65 | | | | |
| 5:42.47 | 6:51.83 | 8:02.27 | 9:13.35 | | | | |
| 10:25.30 | 11:37.39 | 12:49.78 | 14:02.42 | | | | |
| 15:15.21 | 16:27.39 | 17:36.95 | 17:36.95 | | | | |
| 25 MCCOY, KURT | 17 HAMILTON AREA, NJ | 17:39.20 | - | | | | |
| 1:05.32 | 2:16.05 | 3:27.64 | 4:39.12 | | | | |
| 5:50.68 | 7:01.67 | 8:12.83 | 9:24.13 | | | | |
| 10:35.25 | 11:46.55 | 12:57.68 | 14:08.88 | | | | |
| 15:19.70 | 16:30.78 | 17:39.20 | 17:39.20 | | | | |
| 26 ANDERSON, LUKE | 16 PIEDMONT FAMILY, V | 17:39.77 | - | | | | |
| 1:03.73 | 2:13.28 | 3:22.24 | 4:32.66 | | | | |
| 5:44.46 | 6:56.30 | 8:08.87 | 9:19.44 | | | | |
| 10:30.87 | 11:42.84 | 12:55.21 | 14:06.70 | | | | |
| 15:18.18 | 16:28.96 | 17:39.77 | 17:39.77 | | | | |
| 27 HELVEY, DEREK | 16 NW DUPAGE YMCA, IL | 17:44.35 | - | | | | |
| 1:05.15 | 2:14.07 | 3:23.51 | 4:33.26 | | | | |
| 5:43.68 | 6:54.86 | 8:06.72 | 9:18.41 | | | | |
| 10:31.27 | 11:44.34 | 12:56.08 | 14:08.25 | | | | |
| 15:20.71 | 16:33.08 | 17:44.35 | 17:44.35 | | | | |
| 28 MORENUS, JESSE | 16 MARION COUNTY, FL | 17:45.37 | - | | | | |
| 1:01.49 | 2:09.03 | 3:19.08 | 4:30.34 | | | | |

1998 NATIONAL YMCA LONG COURSE
SWIMMING CHAMPIONSHIPS

M E E T S U M M A R Y R E P O R T

NATIONAL YMCA LC 08/04/1998 08/07/1998
List of Record Breakers for SO COMM FAM BR, OH

| Event | Seed | Prelim | Final |
|---------------------------|--------------|-----------------|--------------|
| SO COMM FAM BR, OH | | | |
| # 21 200 R-Free | 1:55.08 | 1:52.10 (1) | 1:50.32 (1)* |
| GEOROFF, ANDREA | JONES, KELLY | WOESSNER, SUSAN | FIDEN, SARAH |
| - Rec: NATIONAL - 1:50.39 | | | |

CORRECTED

1998 NATIONAL YMCA LONG COURSE SWIMMING CHAMPIONSHIPS

Meet Results for Finals-LC Meters

2:47.01 3:30.43 3:58.60 4:44.80

Event 1 Women 400 Free

NATIONAL: * 4:21.01 S. BLACK - WINSTON-SALEM, NC 08/96

| PL | Name | Age | Team | Finals | Pts |
|----------------|--------------------|---------|--------------------|---------|-----|
| * Finals | | | | | |
| 1 | BALLENGER, EMILY | 17 | SPARTANBURG, SC | 4:22.06 | 20 |
| | 26.62 | 59.40 | 1:32.45 | 4:22.06 | |
| | 2:39.19 | 3:12.97 | 3:46.23 | 4:22.06 | |
| 2 | SPRADLIN, JAMIE | 16 | ROANOKE CNTRL, VA | 4:29.28 | 17 |
| | 27.33 | 1:00.83 | 1:35.16 | 4:29.28 | |
| | 2:44.45 | 3:18.82 | 3:48.70 | 4:29.28 | |
| 3 | CHAPMAN, JANE | 18 | SPARTANBURG, SC | 4:30.00 | 16 |
| | 26.98 | 1:00.80 | 1:34.75 | 4:30.00 | |
| | 2:36.57 | 3:19.26 | 3:44.36 | 4:30.00 | |
| 4 | STONE, DANLEY | 17 | RALEIGH, NC | 4:31.67 | 15 |
| | 27.78 | 1:01.85 | 1:36.29 | 4:31.67 | |
| | 2:45.30 | 3:20.02 | 3:54.71 | 4:32.88 | |
| 5 | MOFFAT, EMILY | 15 | WILTON FAMILY, CT | 4:33.87 | 14 |
| | 28.28 | 1:02.74 | 1:34.39 | 4:33.87 | |
| | 2:46.48 | 3:21.37 | 3:54.49 | 4:33.87 | |
| 6 | BOURGEOIS, AMANDA | 16 | SPARTANBURG, SC | 4:34.51 | 13 |
| | 4:34.51 | | | | |
| 7 | REYNOLDS, MICHELLE | 15 | POWEL CROSLEY, OH | 4:35.15 | 12 |
| | 24.50 | 1:01.52 | 1:33.96 | 4:35.15 | |
| | 2:41.79 | 3:21.61 | 3:52.49 | 4:35.15 | |
| 8 | URSINI, JILL | 15 | BLUE ASH Y, OH | 4:37.96 | 11 |
| | 28.38 | 1:03.09 | 1:38.05 | 4:37.96 | |
| | 2:48.58 | 3:24.15 | 3:56.70 | 4:37.96 | |
| * Consolations | | | | | |
| 9 | FIGH, LEIGH | 17 | MONTGOMERY YMCA, A | 4:36.39 | 9 |
| | 31.07 | 1:05.61 | 1:37.89 | 4:36.39 | |
| | 2:51.12 | 4:36.39 | 3:51.31 | 4:36.39 | |
| 10 | COOPER, MARY | 18 | NW DUPAGE YMCA, IL | 4:36.57 | 7 |
| | 31.59 | 1:06.14 | 1:27.05 | 4:36.57 | |
| | 2:36.78 | 3:27.18 | 3:50.31 | 4:36.57 | |
| 11 | PURVIS, MEGHAN | 18 | SCHROEDER MIL, WI | 4:38.35 | 6 |
| | 25.21 | 1:06.52 | 1:37.79 | 4:38.35 | |
| | 2:51.54 | 3:26.88 | 4:02.95 | 4:38.35 | |
| 12 | O'FALLON, SARA | 17 | NAPERVILLE AREA, I | 4:39.60 | 5 |
| | 31.42 | 1:06.14 | 1:41.69 | 4:39.60 | |
| | 2:53.04 | 3:28.89 | 3:55.31 | 4:39.60 | |
| 13 | HUGHES, MEGHAN | 16 | SPARTANBURG, SC | 4:40.13 | 4 |
| | 31.23 | 1:05.36 | 1:27.91 | 4:40.13 | |
| | 2:45.51 | 3:28.57 | 3:49.61 | 4:40.13 | |
| 14 | DUDLEY, LAUREN | 17 | WILTON FAMILY, CT | 4:42.05 | 3 |
| | 31.59 | 1:06.54 | 1:41.87 | 4:42.05 | |
| | 2:53.06 | 3:29.55 | 4:05.71 | 4:42.05 | |
| 15 | Craggs, HOLLY | 17 | MARION COUNTY, FL | 4:43.10 | 2 |
| | 31.88 | 1:06.77 | 1:41.94 | 4:43.10 | |
| | 2:53.78 | 3:30.29 | 4:06.77 | 4:43.10 | |
| 16 | ESCHENBURG, KINSEY | 18 | SCHROEDER MIL, WI | 4:44.80 | 1 |
| | 26.65 | 1:06.59 | 1:35.70 | 4:44.80 | |

1998 NATIONAL YMCA LONG COURSE
SWIMMING CHAMPIONSHIPS

Team Rankings For Events 1 - 42
NATIONAL YMCA LC 08/04/1998 08/07/1998

Women

| | | | | |
|----|-----|-------------------|-------|------|
| 50 | 584 | CHESHIRE BR, CT | Y0976 | 4 |
| 52 | 526 | DEFIANCE AREA, OH | Y5035 | 3 |
| 53 | 655 | LIMA FAMILY, OH | Y5087 | 1.50 |
| 54 | 636 | RIDLEY AREA, PA | Y5781 | 1 |

1998 NATIONAL YMCA LONG COURSE
SWIMMING CHAMPIONSHIPS

Team Rankings For Events 1 - 42

NATIONAL YMCA LC 08/04/1998 08/07/1998

Women

| PL | ID | Team Name-Abbrev | Points |
|----|-----|---------------------|--------|
| 1 | 621 | M E LYONS YMCA, OH | 366.50 |
| 2 | 623 | SO COMM FAM BR, OH | 340.50 |
| 3 | 572 | SPARTANBURG, SC | 330 |
| 4 | 654 | SCHROEDER MIL, WI | 317 |
| 5 | 562 | WILMINGTON FAM, NC | 229.50 |
| 6 | 547 | NAPERVILLE AREA, IL | 225 |
| 7 | 548 | NW DUPAGE YMCA, IL | 216.50 |
| 8 | 505 | WILTON FAMILY, CT | 189 |
| 9 | 522 | MONTCLAIR YMCA, NJ | 141 |
| 10 | 524 | RALEIGH, NC | 135 |
| 11 | 662 | ROANOKE CNTRL, VA | 114 |
| 12 | 613 | SOMERSET HILLS, NJ | 105.50 |
| 13 | 560 | FLUSHING YMCA, NY | 86 |
| 14 | 663 | COUNTRYSIDE Y, OH | 82 |
| 15 | 660 | BURMINGHAM FAM, MI | 77 |
| 15 | 514 | ANNE ARUNDEL CO,MD | 77 |
| 17 | 622 | POWEL CROSLEY, OH | 76 |
| 18 | 533 | WEST SHORE YMCA, PA | 73 |
| 19 | 564 | GAMBLE-NIPPERT, OH | 72 |
| 20 | 563 | WINSTON-SALEM, NC | 68 |
| 21 | 545 | NEWARK YMCA, DE | 65 |
| 22 | 597 | HAGERSTOWN, MD | 63 |
| 23 | 536 | REGIONAL FAMILY, PA | 59 |
| 24 | 656 | MARION COUNTY, FL | 49 |
| 25 | 574 | WAYNESBORO FAM, VA | 42 |
| 26 | 580 | MONTGOMERY YMCA, AL | 41 |
| 27 | 619 | BLUE ASH Y, OH | 38 |
| 28 | 610 | HAMILTON AREA, NJ | 31.50 |
| 29 | 664 | FRANKFORT Y, KY | 27 |
| 30 | 538 | PULASKI-HENSEL, VA | 23 |
| 31 | 595 | CENTRAL KENTUCKY | 19 |
| 32 | 535 | BOYERTOWN AREA, PA | 18 |
| 32 | 546 | PLAYGROUND AREA, FL | 18 |
| 34 | 518 | GRAND RAPIDS SE, MI | 17 |
| 35 | 570 | WASHINGTON Y, PA | 16 |
| 35 | 527 | FAIRFIELD BR, OH | 16 |
| 37 | 650 | GTR GREEN BAY, WI | 15.50 |
| 38 | 648 | SOUTHSIDE VIRGINIA | 15 |
| 38 | 504 | HAMDEN/N HAVEN, CT | 15 |
| 38 | 617 | ROWAN COUNTY, NC | 15 |
| 41 | 569 | READING/BERKS, PA | 14 |
| 42 | 582 | STRATFORD YMCA, CT | 13 |
| 42 | 542 | STEVENS POINT, WI | 13 |
| 44 | 502 | PALISADES MALIBU,CA | 12 |
| 45 | 642 | UPPER MAIN LINE,PA | 11 |
| 46 | 673 | HUNTINGTON, WV | 10 |
| 47 | 553 | BEVERLY REGION, MA | 7 |
| 48 | 543 | CRESCENTA-CANADA,CA | 6 |
| 49 | 521 | METUCHEN-EDISON, NJ | 5 |
| 50 | 628 | CHAMBERSBURG, PA | 4 |

1998 NATIONAL YMCA LONG COURSE
SWIMMING CHAMPIONSHIPS

Team Rankings For Events 1 - 42
NATIONAL YMCA LC 08/04/1998 08/07/1998
Men

| | | | | |
|----|-----|----------------------|-------|--------|
| 1 | 621 | M E LYONS YMCA, OH | Y4817 | 470 |
| 2 | 524 | RALEIGH, NC | Y4598 | 308.50 |
| 3 | 548 | NW DUPAGE YMCA, IL | Y1843 | 288 |
| 4 | 564 | GAMBLE-NIPPERT, OH | Y4815 | 266 |
| 5 | 623 | SO COMM FAM BR, OH | Y5023 | 234 |
| 6 | 547 | NAPERVILLE AREA, IL | Y1840 | 217 |
| 7 | 664 | FRANKFORT Y, KY | Y2357 | 152 |
| 8 | 622 | POWEL CROSLEY, OH | Y4827 | 135 |
| 9 | 662 | ROANOKE CNTRL, VA | Y6795 | 111 |
| 10 | 654 | SCHROEDER MIL, WI | Y7125 | 110 |
| 11 | 613 | SOMERSET HILLS, NJ | Y3915 | 108 |
| 12 | 663 | COUNTRYSIDE Y, OH | Y5025 | 105 |
| 13 | 642 | UPPER MAIN LINE, PA | Y5967 | 101 |
| 14 | 560 | FLUSHING YMCA, NY | Y4256 | 98 |
| 15 | 569 | READING/BERKS, PA | Y5907 | 96 |
| 16 | 518 | GRAND RAPIDS SE, MI | Y3031 | 83 |
| 17 | 573 | RAPPAHANNOCK, VA | Y6712 | 81 |
| 18 | 513 | HENDERSON CO, KY | Y2377 | 75 |
| 19 | 516 | GTR HOLYOKE, MA | Y2769 | 65 |
| 20 | 656 | MARION COUNTY, FL | Y1292 | 62 |
| 21 | 574 | WAYNESBORO FAM, VA | Y6807 | 60 |
| 21 | 577 | GENEVA LAKES, WI | Y7077 | 60 |
| 23 | 504 | HAMDEN/N HAVEN, CT | Y1005 | 56 |
| 23 | 521 | METUCHEN-EDISON, NJ | Y3783 | 56 |
| 25 | 660 | BURMINGHAM FAM, MI | Y2957 | 51 |
| 25 | 619 | BLUE ASH Y, OH | Y4805 | 51 |
| 27 | 537 | PIEDMONT FAMILY, VA | Y6682 | 40 |
| 28 | 533 | WEST SHORE YMCA, PA | Y5637 | 37 |
| 29 | 539 | PARKERSBURG, WV | Y7025 | 36 |
| 30 | 522 | MONTCLAIR YMCA, NJ | Y3791 | 34 |
| 31 | 630 | INDIANA COUNTY, PA | Y5647 | 32 |
| 31 | 650 | GTR GREEN BAY, WI | Y7061 | 32 |
| 33 | 523 | GOLDSBORO YMCA, NC | Y4546 | 31 |
| 33 | 549 | OLD TOWN-ORONO, ME | Y2513 | 31 |
| 35 | 617 | ROWAN COUNTY, NC | Y4618 | 30 |
| 35 | 507 | UPPER MONTGOMERY, MD | Y1139 | 30 |
| 37 | 572 | SPARTANBURG, SC | Y6132 | 24 |
| 38 | 595 | CENTRAL KENTUCKY | Y2365 | 23 |
| 39 | 575 | CHAMBERS MEM Y, WV | Y7031 | 22.50 |
| 40 | 545 | NEWARK YMCA, DE | Y1105 | 16 |
| 40 | 561 | CHAPEL HL-CARBOR, NC | Y4510 | 16 |
| 42 | 592 | LAKE COUNTY, IL | Y1895 | 13 |
| 43 | 580 | MONTGOMERY YMCA, AL | Y0118 | 12 |
| 43 | 544 | NEW CANAAN, CT | Y0989 | 12 |
| 45 | 584 | CHESHIRE BR, CT | Y0976 | 8 |
| 45 | 610 | HAMILTON AREA, NJ | Y3765 | 8 |
| 47 | 527 | FAIRFIELD BR, OH | Y5065 | 7 |
| 48 | 551 | WSTN/CATONSVILLE, MD | Y2601 | 5 |
| 49 | 638 | STATE COLLEGE, PA | Y5938 | 4 |
| 50 | 538 | PULASKI-HENSEL, VA | Y6765 | 3 |
| 51 | 637 | SHENANGO VAL, PA | Y5935 | 1 |
| 51 | 593 | MICHIANA INC, IN | Y2099 | 1 |

1998 NATIONAL YMCA LONG COURSE
SWIMMING CHAMPIONSHIPS

Team Rankings For Events 1 - 42

NATIONAL YMCA LC 08/04/1998 08/07/1998
Combined

| | | | | |
|----|-----|---------------------|-------|--------|
| 1 | 621 | M E LYONS YMCA, OH | Y4817 | 836.50 |
| 2 | 623 | SO COMM FAM BR, OH | Y5023 | 574.50 |
| 3 | 548 | NW DUPAGE YMCA, IL | Y1843 | 504.50 |
| 4 | 524 | RALEIGH, NC | Y4598 | 443.50 |
| 5 | 547 | NAPERVILLE AREA, IL | Y1840 | 442 |
| 6 | 654 | SCHROEDER MIL, WI | Y7125 | 427 |
| 7 | 572 | SPARTANBURG, SC | Y6132 | 354 |
| 8 | 564 | GAMBLE-NIPPERT, OH | Y4815 | 338 |
| 9 | 662 | ROANOKE CNTRL, VA | Y6795 | 225 |
| 10 | 613 | SOMERSET HILLS, NJ | Y3915 | 213.50 |
| 11 | 622 | POWEL CROSLEY, OH | Y4827 | 211 |
| 12 | 663 | COUNTRYSIDE Y, OH | Y5025 | 187 |
| 13 | 560 | FLUSHING YMCA, NY | Y4256 | 184 |
| 14 | 664 | FRANKFORT Y, KY | Y2357 | 179 |
| 15 | 522 | MONTCLAIR YMCA, NJ | Y3791 | 175 |
| 16 | 660 | BURMINGHAM FAM, MI | Y2957 | 128 |
| 17 | 642 | UPPER MAIN LINE, PA | Y5967 | 112 |
| 18 | 656 | MARION COUNTY, FL | Y1292 | 111 |
| 19 | 533 | WEST SHORE YMCA, PA | Y5637 | 110 |
| 19 | 569 | READING/BERKS, PA | Y5907 | 110 |
| 21 | 574 | WAYNESBORO FAM, VA | Y6807 | 102 |
| 22 | 518 | GRAND RAPIDS SE, MI | Y3031 | 100 |
| 23 | 619 | BLUE ASH Y, OH | Y4805 | 89 |
| 24 | 545 | NEWARK YMCA, DE | Y1105 | 81 |
| 25 | 504 | HAMDEN/N HAVEN, CT | Y1005 | 71 |
| 26 | 521 | METUCHEN-EDISON, NJ | Y3783 | 61 |
| 27 | 580 | MONTGOMERY YMCA, AL | Y0118 | 53 |
| 28 | 650 | GTR GREEN BAY, WI | Y7061 | 47.50 |
| 29 | 617 | ROWAN COUNTY, NC | Y4618 | 45 |
| 30 | 595 | CENTRAL KENTUCKY | Y2365 | 42 |
| 31 | 610 | HAMILTON AREA, NJ | Y3765 | 39.50 |
| 32 | 538 | PULASKI-HENSEL, VA | Y6765 | 26 |
| 33 | 527 | FAIRFIELD BR, OH | Y5065 | 23 |
| 34 | 584 | CHESHIRE BR, CT | Y0976 | 12 |

1998 NATIONAL YMCA LONG COURSE
SWIMMING CHAMPIONSHIPS

***** Meet Summary Totals *****

NATIONAL YMCA LC 08/04/1998 08/07/1998

Teams 159
 Swimmers/Divers..... 1484 (W-876 M-608)
 Relay Teams..... 677

| | Ind | Relay | Totals |
|---|-----------|----------|-----------|
| Splashes (1/Swimmer/Event) Women/Men .. | 2531/1848 | 658 | 5037 |
| Scratches | 510 | 19 | 529 |
| No Shows | 0 | 0 | 0 |
| DQ's | 43 | 29 | 72 |
| Time STD's Over-Achievers (+)..... | 0/ 0% | 0/ 0% | 0/ 0% |
| Time STD's Under-Achievers (-)..... | 0/ 0% | 0/ 0% | 0/ 0% |
| Record Breakers..... | 0/ 0% | 1/ 0% | 1/ 0% |
| Swim Times that are Faster (*)..... | 1703/ 38% | 321/ 48% | 2024/ 40% |